

Oklahoma TRACK & FIELD NEWS

Devoted to Track & Field and Cross Country

Volume 6, Number 10

\$3.00

April 30, 1998



66 CONFERENCE--Stroud Kyle Bookout broke his own state record in the discus with a toss of 192-9.5. Photo by Roger Taylor

Next Issue - May 9

Bristow Invitational

4/17/98

Boys

TEAM SCORING: 1. Okmulgee 128; 2. Stroud 87; 3. Harrah 59; 4. Spiro 55; 5. Kelley 48; 6. Bristow 46; 7. Mannford 39; 8. Pocola 33; 9. Millwood 29; 10. Jones 25; 11. Tecumseh 8; 12. Hilldale 6; 13. Stilwell 5; 14. Holdenville 4; 15. Seminole 4; 16. Blackwell 4.

100: 1. Thompson, Bris, 11.25; 2. Cross, Okm, 11.26; 3. Hamilton, Mill, 11.38; 4. Zinc, Kel, 11.58; 5. Massey, Spiro, 11.63; 6. Wilson, Mill, 11.67.

200: 1. Thomson, Bris, 22.52; 2. Johnson, Okm, 22.58; 3. Cross, Okm, 23.10; 4. Robinson, Mill, 23.18; 5. Steele, Spiro, 23.39; 6. Hamilton, Mill, 23.62.

400: 1. Johnson, Spiro, 49.33; 2. Johnson, Okm, 52.18; 3. Selmon, Kel, 52.51; 4. Waugh, Spiro, 53.14; 5. Murfin, Stroud, 53.35; 6. Waite, Stil, 53.47.

800: 1. Bourne, Stroud, 2:07.69; 2. Bivins, Stroud, 2:08.0; 3. Eller, Hill, 2:09.32; 4. Koffern, Har, 2:10.48; 5. Grissom, Okm, 2:11.51; 6. Princell, Okm, 2:11.51.

1600: 1. Karr, Har, 4:36.0; 2. Kelly, Bris, 4:43.80; 3. Adams, Kel, 4:44.84; 4. Bourne, Stroud, NT; 5. McKinney, Mann, NT; 6. Clark, Har, NT.

3200: 1. Kelly, Bris, 10:06.36; 2. Adams, Kelley, 10:15.81; 3. McKenney, Mann, NT; 4. Bingham, Tec, NT; 5. Ryan, Har, NT; 6. Knight, Stil, NT.

110H: 1. Steele, Spiro, 15.30; 2. Mixon, Stroud, 15.52; 3. Johnson, Okm, 16.56; 4. Allison, Sem, 17.08; 5. Stockley, Okm, 18.37; 6. Gwen, Spiro, 19.27.

300H: 1. Steele, Spiro, 41.16; 2. Johnson, Okm, 41.71; 3. Elam, Jones, 43.76; 4. Mixon, Stroud, 44.34; 5. Lake, Jones, 44.60; 6. Jones, Mill, 44.61.

400 Relay: 1. Okmulgee 43.13; 2. Spiro 43.74; 3. Millwood 44.81; 4. Bristow 44.87; 5. Harrah 44.99; 6. Pocola 45.25.

1600 Relay: 1. Okmulgee 3:33.58; 2. Harrah 3:36.93; 3. Jones 3:47.76; 4. Kelley 3:49.81; 6. Okmulgee B NT.

3200 Relay: 1. Harrah 8:50.26; 2. Okmulgee 8:57.27; 3. Pocola 9:22.38; 4. Mannford, NT; 5. Blackwell, NT; 6. Jones, NT.

Sh-9: 2. Hoover, Stroud, 47-6.25; 3. Burlieson, Mann, 1. Bookout, Stroud, 179-4; 2. Wood, Stroud, 135-8; 3. Zellmer, Hill, 130-0; 4. Longhorn, Tec, 127-11; 5. Coventon, Hah, 123-10.5; 6. Burlieson, Mann, 123-1.

Long Jump: 1. Smith, Pocola, 20-1; 2. Posey, Pocola, 19-2.5; 3. Dean, Okm, 19-1.5; 4. Coman, Kel, 19-1.5; 5. Selmon, Kelly, 18-9.5; 6. Waite, Stil, 18-6.5.

High Jump: 1. Caman, Kelly, 6-8; 2. Cawdlw, Mann, 6-2; 3. Mixon, Stroud, 6-0; 4. Hamilton, Jones, 6-0; 5. Miller, Okm, 5-10; 6. Cauthron, Pocola, 5-10.

Pole Vault: 1. Murfin, Stroud, 12-6; 2. Buttram, Mann, 9-6; 3. Biddle, Okm, 9-6; 4. Butcher, Okm, 9-0.

Girls

TEAM SCORING: 1. Okmulgee 111; 2. Mannford 97; 3. Jones 91; 4. Bristow 61; 5. Coweta 52; 6. Seminole 43; 7. Konawa 32; 8. Perry 31; 9. Glenpool 26; 10. Stilwell 19; 11. Depew 18; 12. Tecumseh 16.5; 13. Blackwell 14; 14. Millwood 8; 15. Hilldale 4; 16. Harrah, 0.5.

100: 1. Nichols, Jones, 12.92; 2. McClain, Stil, 12.93; 3. Hall, Cow, 13.07; 4. Ford, Mill, 13.10; 5. Eimen, Mann, 13.29; 6. McDaniel, Okm, 13.38.

200: 1. Hall, Cow, 26.37; 2. Nichols, Jones, 26.77; 3. McClain, Stil, 26.84; 4. Ford, Mill, 27.34; 5. Eimen, Mann, 27.84; 6. Tilley, Bris, 28.19.

400: 1. Payne, Depew, 1:02.29; 2. Rogers, Mann, 1:04.39; 3. Taplin, Okm, 1:05.59; 4. Eller, Hill, 1:06.50; 5. Washington, Bris, 1:06.80; 6. Marshall, Perry, 1:06.90.

800: 1. Gregret, Sem, 2:32.34; 2. Johnson, Jones, 2:33.80; 3. Ralston, Depew, 2:35.07; 4. Haggerd, Perry, 2:36.40; 5. Highfield, Mann, 2:39.82; 6. Asserman, Jones, 2:40.91.

1600: 1. Marshall, Glen, 5:53.55; 2. Rader, Mann, NT; 3. Luper, Black, NT; 4. Pollard, Jones, NT; 5. Goosecuss, Glen.

Continued on page 3

On Track

By John Hoke, Editor

This issue is one of the largest we've ever produced. Over 40 meets, seven sets of rankings, and I quit counting the number of photographs. My new assistant, Jason Dormeyer, has been a big help, typing almost half of the meets and helping with the season leader lists. Also, Andre Reddington, *Amateur Wrestling News'* new circulation manager, has taken over the job of converting photos to the halftones necessary to get them in print, which not only saves a lot of time, it saves a lot of expense as well. And lest I forget, the helpers I have that take the responsibility of factoring the class season leaders lists--no small job!

The last issue had the correct Volume (6) and Issue number (9) but somehow--things are a bit fuzzy at 2:00 a.m.--it got dated April 30, which is the correct date for this issue. No big deal, but I thought it might answer some of the questions that will arise over the duplicate issue dates.

As soon as things calm down a little bit we're going to have a web page on the internet. I know a lot of people will be really excited about that and we will be looking for some help to get it up and running. The wheels are already in motion and the address should be <http://www.oktrack>. Keep an eye out for it. We plan to start out with team rankings and the class season leader lists.

I was really pleased with the results in this issue though we still don't get 100% of them reported. Remember that meets have to be in our office by noon on Monday in order to be factored into the season leaders lists though they may get printed in the issue itself if they come in later.

There has been a change in the site for the East-West All Star Meet, it is now set for John Jacobs Field at the University of Oklahoma in Norman. Also, contrary to what was reported in the last issue, only seniors are going to be eligible. Coaches are urged to contact one of the coaches listed in the last issue if you have someone to nominate.

Most high school tracks in Oklahoma have been converted from yards to meters, or at least marked in meters. However, there are still a few lurking out there that conduct meets in yards. This isn't a real big deal but it does penalize the athletes when it comes to making the season leaders lists. We simply can't take the time to convert the marks so we just have to leave them out. I sure hope that these schools can find it in their budget to convert their tracks, or at least have the marked for meters.

This will be the last issue before all regionals and the small school state meets. We will try to have an updated insert available at the A-B state meet at Mustang and the 3A-2A state meet at UCO in Edmond.

If you're reading this over someone's shoulder you should have your own copy. There's a subscription form somewhere in this issue--fill it out, and send it in!

See you at the state track meet!

Oklahoma TRACK & FILED NEWS (ISSN 1080-8566) is dedicated to covering the sport of track and cross country in the state of Oklahoma at all levels and encourages submission of all results of any Oklahoma events. *Oklahoma TRACK & FIELD NEWS* is published 12 times a year as follows: twice in September and October, once in November (cross country season); once in February (indoor track season), twice in March, April and May (outdoor track season); no issues June, July, August, December or January. *Oklahoma TRACK & FIELD NEWS* is the official publication of the Oklahoma Track Coaches Association . Periodicals postage paid in Oklahoma City, OK.

Editor/Publisher - John Hoke
Assistant Editor - Jason Dormeyer

Oklahoma TRACK & FIELD NEWS is published by John Hoke, 600 N.W. 29th #7, Oklahoma City, OK. 73103; MAILING ADDRESS: P.O. Box 54679, Oklahoma City, OK. 73154-1679. PHONE: office 405 521-8750; FAX 405 521-8240. E-mail: AWNJS@aol.com All contributions of results and photographs are welcome but we do not guarantee return of unsolicited materials.

SUBSCRIPTIONS: one year \$28.00 (12 issues); two years \$53.00 (24 issues).

BACK ISSUES: \$3.00 postage paid, if available.

ADVERTISING: rates on request, contact the publisher above.

COPYRIGHT 1998 by *Oklahoma TRACK & FIELD NEWS*. All rights reserved. Reproduction in whole or part without permission is prohibited.

CHANGE OF ADDRESS: to ensure uninterrupted deliver send both old and new addresses and Zip codes at least four weeks before moving.

POSTMASTER: send address correction to *Oklahoma TRACK & FIELD NEWS*, P.O. Box 54679, Oklahoma City, OK 73154.

OKLAHOMA TRACK COACHES ASSOCIATION OFFICERS

President: Steve Patterson, Jenks. Girls Vice-President: Jerry Loveall, Velma-Alma. Boys Vice-President: Charles Anderson, Prague. Executive Secretary: Randy Belicek, 925 Lovers Lane, Purcell, OK 73080.

OSSAA TRACK ADVISORY COMMITTEE

(boys, girls)

5A: Steve Patterson, Jenks; Tom Snider, Edmond North. 4A: Randy Pearson, Claremore; Leann Musgrove, Ardmore. 3A: Bret Rider, Guymon; Earl Jobe, Poteau. 2A: Jim Coleman, Watonga; Charles Butler, Wynnewood. A: Jim Herring, Wyandotte; Jerry Loveall, Velma-Alma. B: Steve Lancaster, Boise City; Chuck Good-

Meet Results

Continued from page 1

NT: 6. Chucomb, Stil, NT.

3200: 1. Marshall, Glen, 12:46.81; 2. Luper, Black, 12:56.38; 3. Rader, Mann, 13:06.28; 4. Goosecuss, Glen, 13:16.38; 5. Murray, Bris, 13:27.45; 6. Floyd, Mann, 13:29.57.

100H: 1. Lyons, Okm, 16.22; 2. Miner, Perry, 17.13; 3. Tottress, Okm, 17.30; 4. Johnston, Jones, 17.54; 5. Hamilton, Cow, 18.50; 6. Sheridan, Cis, 49.56; 3. Miner, Perry, 49.68; 4. Tottress, Okm, 50.41; 5. Ralston, Depew, 51.86; 6. Black, Sem, 52.15.

400 Relay: 1. Okmulgee 52.56; 2. Bristow 52.78; 3. Coweta 53.92; 4. Jones 54.22; 5. Stilwell 54.41; 6. Konawa, 54.72.

800 Relay: 1. Okmulgee 1:51.92; 2. Mannford 1:52.68; 3. Konawa 1:54.57; 4. Seminole 1:54.57; 5. Tecumseh 1:55.37; 6. Coweta 1:55.81.

1600 Relay: 1. Mannford 4:20.80; 2. Jones 4:22.67; 3. Tecumseh 4:28.53; 4. Okmulgee 4:29.60; 5. Seminole 4:30.21; 6. Konawa 4:31.97

3200 Relay: 1. Mannford 10:43.78; 2. Konawa 10:43.60; Seminole 10:55.78; 4. Coweta 11:10.59; 5. Bristow 11:26.44; 6. Okmulgee 11:49.30.

Shot: 1. Hawkins, Bris, 35-3; 2. Robertson, Sem, 32-7; 3. Adjaye, Okm, 31-3; 4. Foley, Okm, 31-1; 5. Dean, Okm, 30-2; 6. Nanaeto, Jones, 30-1.

Discus: 1. Reese, Jones, 96-3; 2. Dean, Okm, 95-6; 3. Adjaye, Okm, 93-0; 4. Lanford, Jones, 82-2; 5. Lake, Jones, 80-9; 6. VanOrsdol, Bris, 78-7.

Long Jump: 1. Miner, Perry, 14-8.5; 2. Sheridan, Cow, 14-7.25; 3. Lyons, Okm, 14-4.5; 4. Tilley, Bris, 14-4; 5. Henry, Okm, 14-3.25; 6. Gramm, Mann, 14-3.

High Jump: 1. Rogers, Mann, 5-6; 2. Liggett, Bris, 5-2; 3. Galatian, Bris, 5-0; 5. Freeman, Jones, 5-0; 6. Mitchell, Perry, 4-10.

Caddo County Anadarko

4/21/98

Boys

TEAM SCORING: 1. Anadarko 128; 2. Hydro 109; 3. Carnegie 98; 4. Hinton 94; 5. Riverside 39; 6. Apache 29; 7. Cyril 28; 8. Eakly 21.

100: 1. Wright, Hin, 11.28; 2. Walker, Ana, 11.5; 3. Burkhart, Eakly, 12.01; 4. Vaughn, Car, 12.08; 5. Nye, Cy, 12.25; 6. Willhoite, Ana, 12.46.

200: 1. Burkhart, Eakly, 24.25; 2. Pieper, Hy, 25.03; 3. Vaughn, Car, 25.0; 4. Nye, Cyril, 25.13; 5. Chaloner, Hin, 26.53.

400: 1. Moore, Ana, 52.69; 2. Wright, Hin, 52.75; 3. Thompson, Cy, 56.0; 4. Wells, Eakly, 56.9; 5. Satapauhoodle, Car, 57.1; 6. Mears, Ana, 57.4.

800: 1. Ginn, Hy, 2:03; 2. Roundface, Ana, 2:07; 3. Tookalo, Hy, 2:09; 4. Gouge, Ana, 2:10; 5. Zimmer, Hy, 2:15; 6. Wells, Eakly, 2:16.

1600: 1. Bliss, Car, 4:54; 2. Ginn, Hy, 4:56; 3. Davis, Riv, 5:06; 4. Crawford, Riv, 5:13; 6. Mears, Ana, 5:17.

3200: 1. Pebeashy, Hy, 10:43; 2. Ginn, Hy, 10:49; 3. Bliss, Car, 10:50:54; 4. Davis, Riv, 11:10; 5. Crawford, Riv, 11:35; 6. Mears, Ana, 11:39.

110H: 1. Williams, Hin, 17.53; 2. Strickland, Car, 19.84; 3. Duke, Ap, 21.01; 4. Humphreys, Hin, 21.06; 5. Coper, Cy, 21:87; 6. Chaloner, Hin, 23.5.

300H: 1. Strickland, Car, 48.31; 2. Pieper, Hy, 54.33; 3. Henry, Riv, 1:04.57.

400 Relay: 1. Hinton 46.06; 2. Anadarko 46.85; 3. Cyril 49.44; 4. Riverside 53.84.

1600 Relay: No results provided.

3200 Relay: 1. Hydro 8:35; 2. Anadarko 8:41; 3. Carnegie 9:15; 4. Apache 9:16; 5. Riverside 9:33; 6. Hinton 10:14.

Shot: 1. Barton, Ana, 44-2; 2. Woods, Hin, 42-4; 3. Gomez, Ana, 40-2; 4. Waqua, Car, 31-1; 5. Poafpybity, Ap, 36-2; 6. Dich, Hy, 35-3.

Discus: 1. Seizer, Ap, 113-2; 2. Dobson, Car, 112-6; 3. Flynn, Ana, 110-10; 4. Wauqua, Car, 106-0; 5. Siequel, Hy, 103-5; 6. Wetselline, Ap, 97-6.

Long Jump: 1. Walker, Ana, 18-7; 2. Satapauhoodle, Car, 18-0; 3. Mickli, Hin, 17-0; 4. Jaques, Hin, 17-6; 5. Ceamal, Cy, 16-0; 6. Kim, Ap, 16-0.

High Jump: 1. Barton, Ana, 6-8; 2. Mickle, Hin, 6-2; 3. Pieper, Hy, 5-10; 5. Jaques, Hin, 4-4.

Pole Vault: no results provided.

Girls

TEAM SCORING: 1. Anadarko 123; 2. Carnegie 115; 3.



BEAVER INVITATIONAL--Boise City brother Nolan (left) and Phillip Randolph finished in almost a dead heat in the 300 hurdles with Phillip getting the win, 41.31 to 41.32. Photo by Roger Taylor

Hinton 113; 4. Hydro 84; 5. Apache 54; 6. Cement 20; 7. Binger-Oney 14; 8. Cyril 10.

100: 1. Bedford, Ana, 12.84; 2. Boling, Hin, 13.03; 3. Mitchell, Hin, 13.31; 4. Pieper, Hy, 13.49; 5. Honey, Cem, 13.80; 6. Wallar, BO, 14.41.

200: 1. Pieper, Hy, 28.77; 2. Bright, Hy, 29.50; 3. McPherson, Eakly, 30.41; 4. Beavers, Car, 30.67; 5. Haney, Cem, 30.32; 6. Burnett, Hy, 31.31.

400: 1. Majors, Hin, 1:07.41; 2. Boiling, Hin, 1:08.45; 3. Milburn, Car, 1:08.0; 4. Bright, Hy, 1:10; 5. McPherson, Eakly, 1:11; 6. Kocker, Ap, 1:12.

800: 1. Sharp, Car, 2:39.72; 2. Thomas, Hin, 2:45.34; 3. Sweeney, Hy, 2:47.76; 4. Rhoades, Cy, 2:49; 5. Wyatt, Hy, 2:52; 6. Bright, Hy, 2:54.

1600: 1. Sweeney, Hy, 6:15; 2. Majors, Hin, 6:22; 3. Wyatt, Hy, 6:32; 4. Thomason, Hin, 6:31; 5. Attockine, Car, 6:46; 6. Haydor, BO, 7:09.

3200: 1. Sharp, Car, 12:32; 2. Sweeney, Hy, 13:13; 3. Attockine, Car, 15:54; 4. Wetselline, Car, 16:53.

100H: 1. Bedford, Ana, 15.69; 2. Kocher, Ap, 19.07; 3. Pratt, Hin, 19.07; 4. McPherson, Eakly, 19.99; 5. Milthio, Ana, 20.94.

300H: 1. Bedford, Ana, 51.60; 2. Pieper, Hy, 55.0; 3. Rhodes, Cy, 58.41; 3. Tahkoffer, Car, 58.56; 5. Kocher, Ana, 60.55.

400 Relay: 1. Hinton, 55.56; 2. Anadarko 56.01; 3. Binger-Oney 59.59; 4. Carnegie 61.19; 5. Cement 61.91.

800 Relay: 1. Anadarko 2:01; 2. Carnegie 2:06.

1600 Relay: no times reported; 1. Hinton; 2. Carnegie; 3. Anadarko.

3200 Relay: 1. Carnegie 11:29; 2. Hydro 11:36; 3. Hinton 11:37; 4. Anadarko 13:13.

Shot: 1. Koasseday, Ap, 33-5; 2. Bedford, Ana, 31-3; 3. Hohman, Ap, 28-3; 4. Mark, Cem, 27-8; 4. Beaver, Car, 25-9; 5. Owens, Ana, 24-5.

Discus: 1. Koasseday, Ap, 94-2; 2. Mink, Cem, 84-11; 3. Dermerson, Ana, 81-7; 4. Owens, Ana, 73-6; 4. Steffart, Hin, 66-0; 5. Trent, Car, 60-8.

Long Jump: 1. Dermerson, Ana, 13-8; 2. Johnson, Ana, 13-6; 3. Kadayso, Ap, 12-6; 4. Kocher, Ap, 11-7.

High Jump: 1. Dermerson, Ana, 4-10; 2. Kadayso, Ap, 4-2; 3. Trent, Car, 4-0.

Casady Invitational

4/18/98

Boys

TEAM SCORING: 1. Casady 156; 2. Heritage Hall 119; 3. Oklahoma Christian 97; 4. Guthrie 84; 5. Bethany 65; 6. Tuttle 63; 7. Newcastle 36; 8. Deer Creek 15.

100: 1. Payne, Guth, 10.90; 2. Davis, Cas, 11.0; 3. Faight,

CS. 200: 1. Davis, Cas, 22.76; 2. Baldleschwiler, New, 23.81; 3. Farha, Cas, 23.84. **400:** 1. Sims, Cas, 50.58; 2. Jones, Cas, 52.81; 3. Welker, HH, 53.55. **800:** 1. Jernigan, HH, 2:09.21; 2. Miles, OCS, 2:12.80; 3. Oglisby, Tut, 2:14.82. **1600:** 1. Miles, OCS, 4:56.54; 2. May, OCS, 4:59.50; 3. Reeves, Cas, 5:08.14. **3200:** 1. Miles, OCS, 10:26.75; 2. Miaza, OCS, 10:29.19; 3. Mayer, Guth, 10:37.83. **110H:** 1. Nelson, Guth, 16.70; 2. Willett, HH, 20.02; 3. Wilson, HH, 20.71. **300H:** 1. Nelson, Guth, 44.26; 2. Wilson, HH, 46.08; 3. Aeschilman, Guth, 46.36. **400 Relay:** 1. Guthrie 44.47; 2. Oklahoma Christian School 46.35; 3. Tuttle 46.62. **1600 Relay:** 1. Casady 3:36.69; 2. Heritage Hall 3:36.69; 3. Tuttle 3:48.00. **3200 Relay:** 1. Casady 8:39.85; 2. Heritage Hall 8:48.49; 3. Tuttle 9:18.90. **Shot:** 1. Forrester, Beth, 49-0.5; 2. Turner, OCS, 37-9; 3. Ladd, Tut, 36-1. **Discus:** 1. Forrester, Beth, 131-1; 2. Dooley, Cas, 116-9; 3. Ladd, Tut, 114-5. **Long Jump:** 1. Vivona, DC, 18-7.5; 2. Cody, OCS, 18-4.75; 3. Jones, New, 18-3.75. **High Jump:** 1. Denmark, Cas, 6-2; 2. Lynn, Beth, 6-4; 3. Vernon, Cas, 6-2. **Pole Vault:** 1. Kite, HH, 11-0; 2. Anderson, HH, 9-0; 3. Eccles, Beth, 8-6. **Triple Jump:** 1. Sims, Cas, 36-3.25; 2. Farha, Cas, 36-2; 3. Willett, HH, 36-1.25.

Girls

TEAM SCORING: 1. Casady 207; 2. Tuttle 146; 3. Deer Creek 97; 4. Bethany 45; 5. Luther 38; 6. Heritage Hall 32; 7. Little Axe 20; 8. Oklahoma Christian 97; 9. Newcastle 9.

100: 1. Brewer, HH, 12.86; 2. Holman, OCS, 12.97; 3. Reneau, Cas, 13.08. **200:** 1. Reneau, Cas, 27.34; 2. Holman, OCS, 27.38; 3. Brewer, HH, 27.90. **400:** 1. Shimasaki, DC, 1:03.92; 2. Carr, New., Tut, 2:43.64. **1600:** 1. Ferguson, Cas, 5:56; 2. Parekh, Cas, 6:14; 3. Parrish, Tut, 6:29. **3200:** 1. Morford, LA, 11:57.63; 2. Ferguson, Cas, 12:43.51; 3. Parkins, LA, 12:54.48. **100H:** 1. Dunaway, DC, 20.77; 2. Johnson, DC, 21.24; 3. Weatherford, Tut, 21.29.

300H: 1. Meadow, Tut, 49.6; 2. Penton, Cas, 52.07; 3. Smith, Luth, 57.59. **400 Relay:** 1. Tuttle 54.06; 2. Bethany 57.93. **800 Relay:** 1. Casady 1:53.74; 2. Tuttle 1:56.47; 3. Deer Creek 2:09.39.

1600 Relay: 1. Casady 4:25.29; 2. Deer Creek 5:02.25; 3. Bethany 5:18.29. **3200 Relay:** 1. Casady 10:29.02; 2. Deer Creek 10:48.56; 3. Bethany 12:46.14. **Shot:** 1. Hough, Tut, 31-7; 2. Riley, Tut, 28-3; 3. Peterson, Cas, 27-5. **Discus:** 1. Peterson, Cas, 93-0; 2. Hough, Tut, 92-11; 3. Rilet, Tut, 87-5. **Long Jump:** 1. Harvick, Luth, 17-4; 2. Brewer, HH, 15-6; 3. Baker, Cas, 14-3. **High Jump:** 1. Harvick, Luth, 5-6; 2. Woody, Cas, 5-2; 3. Word, Cas, 5-2. **Triple Jump:** 1. Woody, Cas, 29-10.5; 2. Mock, Cas, 28-2; 3. Parrish, Tut,

Continued on next page



TONKAWA INVITATIONAL--Tonkawa won the 3200 relay with a time of 11:33.62. Photo by Roger Taylor

Continued from previous page

24-10.

Catoosa Invite

4/24/98

4A-5A Boys

TEAM SCORING: 1. McLain 88; 2. Bartlesville 82; 3. Claremore 69; 4. Union 45; 5. Edison 44; 6. Sapulpa 43; 7. Bixby 42.50; 8. Rogers 42; 9. Catoosa 32; 10. Owasso 30; 11. Tulsa Hale 26; 12. Kelly 22.50; 13. Sand Springs; 14. Memorial 4; 15. Webster 3; 16. Washington 0; 17. Tulsa Central 0; 18. AB 0; 19. BC 0; 20. CD 0.

100: 1. Bridges, McL., 10.46; 2. Thomas, Union, 10.81; 3. Bayo, Ow, 10.82; 4. Barnett, Union 11.08; 5. Abraham, Bart, 11.48; 6. Ford, McL., 11.68.

200: 1. Phillips, McL., 22.0; 2. Moton, McL., 22.54; 3. Clark, Ed, 23.33; 4. Johnson, Mem, 24.09.

400: 1. Phillips, McL., 50.64; 2. Moton, McL., 51.15; 3. Hendrix, Bart, 51.91; 4. Cain, Bart, 52.09; 5. Barnes, Rogers, 53.20; 6. Sellman, Kelly, 53.61.

800: 1. Manning, Rogers, 2:01.97; 2. Cain, Bart, 2:04.65; 3. Barnes, Rogers, 2:04.67; 4. Kissack, Bart, 2:05.69; 5. McKinney, Bart, 2:07.35; 6. Jackson, Bix, 2:08.82.

1600: 1. Lake, SS, 4:35.86; 2. Adams, Kel, 4:41.81; 3. Starr, Bart, 4:43.14; 4. Moseby, Ow, 4:43.45; 5. Smith, Sap, 4:46.52; 6. Shartier, Clar, 4:52.08.

3200: 1. McKinney, Bart, 10:28.45; 2. Mosbey, Ow, 10:30.19; 3. Smith, Sap, 10:37.00; 4. Starr, Bart, 10:42.91; 5. Haney, Ow, 10:47.25; Sowell, Web, 10:58.29.

110H: 1. Scott, Clar, 15.43; 2. Cox, Clar, 16.89; 3. Mcgee, Cat, 17.46; 4. Obrien, Bix, 18.33.

300H: 1. Lee, Ed, 40.92; 2. Scott, Clar, 42.22; 3. Smith, Clar, 43.85; 4. Obrien, Bix, 44.78; 5. Calvert, Ow, 45.21; 6. Hill, McL., 45.36.

400 Relay: 1. McLain, 42.42; 2. Union, 43.79; 3. Ed, 44.99; 4. Rogers, 45.42; 5. Tulsa Hale, 45.46; 6. Sapulpa, 46.07.

1600 Relay: 1. McLain, 3:29.18; 2. Sapulpa, 3:35.28; 3. Rogers, 3:35.93; 4. Bartlesville, 3:36.96; 5. Claremore, 3:40.37; 6. Union, 3:42.92.

3200 Relay: 1. Bartlesville, 8:44.91; 2. Sapulpa, 8:57.09; 3. Bixby, 9:05.08; 4. Catoosa, 9:08.41; 5. Claremore, 9:10.83; 6. Webster, 9:22.28.

Shot: 1. Davison, Bix, 46-11; 2. Johnson, Union, 45-3; 3. Jackson, Ed, 44-10; 4. Navarro, Clar, 42-10; 5. Wilson, Hale, 41-6; 6. Simmons, Sap, 41-5.

Discus: 1. Davison, Bix 144-4; 2. Parker, Cat, 131-8; 3. Johnson, Union, 129-2; 4. Navarro, Clar, 125-0; 5. Young,

Bart, 124-2; 6. Martinson, Hale, 123-1.

Long Jump: 1. Lee, Ed, 22-75; 2. Brower, Clar, 21-4; 3. Peterson, Hale, 21-2.75; 4. Jackson, Rogers, 21.0; 6. Barnett, Union, 19-7.

High Jump: 1. Colman, Kelly, 6-4; 2. Peterson, Hale, 6-4; 3. Turner, Bart, 5-10; 3. (Tie) Prichard, Hale, 5-10; 4. (Tie) Selman, Kelly, Murphy, Bix, 5-8.

Pole Vault: 1. Buckmaster, Cat, 13-0; 2. Herman, Ow, 13-0; 3. Woods, Clar, 12-4; 4. Smith, Clar, 11-6; 5. Dee, Clar, 11-0; 6. Ishem, Bart, 11-0.

4A-5A Girls

TEAM SCORING: 1. Union 104; 2. Catoosa 70; 3. Bartlesville 67; 4. Claremore 64; 5. Tulsa Hale 62; 6. Sapulpa 56; 7. Kelly 55; 8. Owasso 42; 9. Washington 34; 10. Edison 25; 11. Tulsa Central 20; 12. Rogers; 14; 13. Sand Springs 4; 14. Webster 1; 15. McLain 0; 16. Memorial 0; 17. AB 0; 18. BC 0; 19. CD 0.

100: 1. Robinson, TC, 11.82; 2. Antwone, Was, 11.96; 3. Harbin, Hale, 12.22; 4. Fullbright, Ed, 12.66; 5. Atkins, Rogers, 12.72; 6. Perryman, Ed, 12.79.

200: 1. Robinson, TC, 25.58; 2. Brown, Was, 26.03; 3. Starks, Union 26.30; 4. Peterson, Hale, 26.82; 5. Atkins, Rogers, 26.89; 6. Davis, Bart, 27.56.

400: 1. Brown, Was, 61.06; 2. Devault, Sap, 62.03; 3. Cantwell, Clar, 64.42; 4. Mayes, SS, 65.09; 5. Redwine, Union, 65.73; 6. Brishky, Bart, 66.14.

800: 1. Kmetz, Kelly, 2:26.81; 2. Webb, Bart, 2:26.90; 3. Bratton, Hale, 2:32.68; 4. McCall, Kelly, 2:37.92; 5. Kessler, Kelly, 2:39.20; 6. Turner, Clar, 2:40.01.

1600: 1. Ahlgren, Sap, 5:30.51; 2. Bratton, Hale, 5:36.62; 3. McVey, Sap, 5:40.04; 4. Dosssett, Ow, 5:41.66; 5. Kmetz, Kelly, 5:43.67; 6. Webb, Bart, 5:50.98.

3200: 1. Bratton, Hale, 11:28.66; 2. Maple, Bart, 12:47.64; 3. Ryser, Ow, 12:56.24; 4. Walker, Ow, 13:32.43; 5. Knipmeyer, Bart, 13:53.24; 6. Funk, Kelly, 14:10.31.

100H: 1. James, Union, 15.11; 2. Rowden, Clar, 15.63; 3. Cooper, Bart, 16.64; 4. Lopez, Union, 16.31; 5. Compton, Ow, 17.10; 6. Pilkington, Kelly, 17.27.

300H: 1. James, Union, 48.60; 2. Lopez, Union, 49.86; 3. Looper, Ba Clar, 51.45.

400 Relay: 1. Tulsa Hale, 50.96; 2. Union, 51.03; 3. Catoosa, 52.17; 4. Washington, 52.46; 5. Edison, 52.50.

800 Relay: 1. Catoosa, 1:50.51; 2. Edison, 1:52.92; 3. Claremore, 1:53.93; 4. Rogers, 1:53.95; 5. Bartlesville, 1:54.16; 6. Kelly, 1:57.12.

1600 Relay: 1. Union, 4:13.93; 2. Catoosa, 4:21.75; 3. Sapulpa 4:28.85; 4. Bartlesville 4:28.95; 5. Kelly 4:29.58; 6. Rogers 4:30.93.

3200 Relay: 1. Sapulpa 10:29.02; 2. Kelly 10:31.10; 3. Owasso 10:54.81; 4. Claremore, 11:29.85; 5. Bartlesville, 11:51.82; 6. Catoosa, 12:04.13.

Shot: 1. Bars, Bart, 33-8; 2. Penn, Union, 32-3; 3. Valen-

tine, Hale, 31-11; 4. Roberts, Cat, 30-7; 5. Schoonveld, Bart, 30-5; 6. Meridith, Bart, 30-2.

Discus: 1. Bennett, Union, 99-9; 2. McElroth, Ow, 99-2; 3. Penn, Union, 95-5; 4. Meridith, Bart, 90-9; 5. Troutman, Hale 84-2; 6. Fleming, Web, 82-9.

Long Jump: 1. Cantwell, Clar, 16-7; 2. Chesney, Cat, 15-8.5; 3. Fitzgivens, Kelly, 15-5.75; 4. Montgomery, Union, 15-5.25; 5. Prichard, Clar, 15-5; 6. Rowden, Clar, 15-2.75.

High Jump: 1. Castle, Clar, 5-4; 2. Anderson, Cat, 5-2; 3T Anderson, Clar, 5-0; 3T Selmon, Kelly, 5-0; 5. Rohrer, Ow, 5-0; 6. Vest, Bart, 4-10.

3A Boys

TEAM SCORING: 1. Okmulgee, 106; 2. Cushing, 101; 3. Holland Hall 35; 4. Hominy, 34; 5. Newkirk, 33; 6. Pawhuska, 31; 7. Chelsea, 30; 8. Grove 28; 9. Caney Valley, 26; 10. Bristow, 24; 11. Mannford, Jay, Tonkawa, 22; 14. Pawnee, 20; 15. Oologah, 15; 16. Foyil, 10; 17. Miami, 8; Cascia Hall, 8; 19. Sperry, 6; 20. Shidler, 4; 21. Dewey, 3.

100: 1. Crenshaw, Chel, 10.26; 2. Johnson, Okm, 10.39; 3. Cross, Okm, 10.73; 4. Thompson, Bris, 10.83; 5. Cook, Cushing, 10.85; 6. Mathias, Ool, 10.97.

200: 1. Johnson, Okm, 21.68; 2. Cross, Okm, 21.99; 3. Thompson, Bris, 22.00; 4. Johnson, Okm, 22.53; 5. Devo, Cush, 22.69; 6. Cook, Cush, 22.93.

400: 1. Parker, Newkirk, 51.03; 2. Amos, Grove, 51.11; 3. Silas, Cush, 51.77; 4. Dear, Okm, 52.60; 5. Turner, Okm, 53.01; 6. Johnson, Okm, 53.09.

800: 1. McDaniel, Hol H, 2:01.14; 2. Rogers, Paw, 2:01.41; 3. Wetherton, Jay, 2:01.92; 4. Spencer, Hol H, 2:02.90; 5. Washington, Cush, 2:04.52; 6. Perkins, Newkirk, 2:07.36.

1600: 1. McNair, CV, 4:39.39; 2. Bennett, Hol H, 4:50.10; 3. Kelly, Bris, 4:55.04; 4. McKinney, Mannford, 4:59.61; 5. Pennel, Cush, 4:59.78; 6. McKibben, Miami, 5:01.48.

3200: 1. McNair, CV, 10:28.67; 2. Kelly, Bris, 10:31.00; 3. McKinney, Mannford, 11:11.33; 4. Brown, Shidler, 11:14.93; 5. McKibben, Miami, 11:17.04; 6. Benson, Paw, 11:22.02.

110H: 1. Short, Grove, 15.07; 2. Cheatham, Pawn, 15.17; 3. Seldal, SP, 16.10; 4. Vaughn, CH, 16.45; 5. Myers, Dew, 16.98; 6. Norwood, Mia, 17.00.

300H: 1. Netherton, Jay, 41.98; 2. Stokely, Okm, 42.17; 2. Stokely, Okm, 42.17; 3. Owen, Chel, 42.56; 4. Vaughn, CH, 43.28; 5. Silas, Cush, 43.58; 6. McQuarry, Hol H, 44.40.

400 Relay: 1. Okmulgee, 42.61; 2. Cushing, 43.42; 3. Chelsea, 44.33; 4. Hominy, 44.56; 5. Oologah, 45.84; 6. Pawhuska, 45.84.

1600 Relay: 1. Okmulgee, 3:30.28; 2. Cushing, 3:31.13; 3. Newkirk, 3:37.48; 4. Tonkawa, 3:39.25; 5. Pawhuska, 3:43.42; 6. Miami 3:46.61.

3200 Relay: 1. Cushing 8:46.87; 2. Pawhuska 8:49.27; 3. Holland Hall 8:58.04; 4. Newkirk 8:58.35; 5. Okmulgee, 9:22.58; 6. Chelsea, 9:34.66.

Shot: 1. Mitchell, Ool, 51-1.5; 2. Warrior, Cush, 48-11.75; 3. Williams, CV, 48-7.25; 4. Burlison, Mann, 46-8.5; 5. Snider, Cush, 46-6; 6. Mayberry, Okm, 46-2.75.

Discus: 1. Snider, Cush, 145-0; 2. Snider, Cush, 124-6; 3. Martin, Tonk, 123-9; 4. Warrior, Cush, 122-10; 5. Bryant, Mia, 117-1.

Long Jump: 1. Dean, Okm, 21-1.25; 2. Swift, Mann, 20-8; 3. Smith, Hom, 20-6; 4. Hale, Jay, 20-3.5; 5. Baldwin, New, 20-1.25; 6. Brown, Hominy, 19-11.

High Jump: 1. Brown, Foy, 6-8; 2. Cheatham, Pawn, 6-6; 3. Hough, Hom, Moore, Pawn, Hipp, Hom, 6-2; 6. Hall, Hom, 5-10.

Pole Vault: 1. Miller, Grove, Swords, Ton, 12-4; 3. Hall, Hom, Brown, Hom, 12-0; 5. Hale, Jay, 11-6; 6. Smith, Dewey, 11.0.

3A Girls

TEAM SCORING: 1. Grove, 104; 2. Miami, 77; 3. Okmulgee; 4. Mannford, Claremore Sequoyah 61; 6. Coweta, 49; 7. Holland Hall, 31; 8. Tonkawa, 28; 9. Pawhuska, Cascia Hall, 26; 11. Oologah, 16; 12. Bristow, 15; 13. Newkirk, 14; 14. Pawnee, 10; 15. Dewey, 9; 16. Inola, 8; 17. Berryhill 6; 18. Metro Christian, 5; 19. Skatook, 2.

100: 1. Stowe, Seq Clar, 12.15; 2. Hall, Cow, 12.25; 3. Robertson, Grove, 12.63; 4. Eimen, Mann, 13.00; 5. Angel, Okm, 13.02; 6. Rogers, Mia, 13.05.

200: 1. Stowe, Seq Clar, 25.35; 2. All, Cow, 25.40; 3. Widby, Mia, 28.25; 4. Ross, Mia, 28.25; 5. Shepard, Mann, 28.77.

400: 1. Stowe, Seq Clar, 60.71; 2. Hornbuckle, Ton, 62.65; 3. Helmrich, Hol H, rown, Mia, 64.33.

800: 1. Hornbuckle, Ton, 2:30.96; 2. Hare, Pawn, 2:32.33; 3. McCulley, Grove, 2:32.55; 4. Heitfeld, Mann, 2:32.67; 5. Schaleitzauer, Ski, 2:34.05; 6. Clay, Mann, 2:35.32.

1600: 1. Robert, Hol H, 5:54.43; 2. Fields, Grove, 5:54.99; 3. Ragan, Okm, 6:08.08; 4. Northcutt, Grove, 6:12.57; 5. Helmrich, Hol H, 6:24.00; 6. Gosztonyi, Dewey, 6:32.60.

3200: 1. McFall, CH, 12:23.97; 2. Field, Grove, 12:44.68; 3. Scott, Ber, 12:46.29; 4. Robert, Hol H, 13:21.32; 5. Rader,

Mann, 13.32.54; 6. Creel, MetChr, 13:41.77.

100H: 1. Robertson, Grove, 15.22; 2. Lyons, Okm, 15.83; 3. Tottress, Okm, 16.23; 4. Trent, Seq Clar, 16.74; 5. Ross, New, 17.94; 6. Hannon, Okm, 18.54.

300H: 1. Drake, Grove, 49.11; 2. Trent, Seq Clar, 49.60; 3. Harris, Inola, 50.74; 4. Tottress, Okm, 51.54; 5. Leggit, Bristow, 51.65; 6. Sheridan, Cow, 53.28.

400 Relay: 1. Okmulgee, 52.28; 2. Miami, 52.46; 3. Coweta, 52.60; 4. Seq Claremore, 54.36; 5. Dewey, 54.99; 6. Pawnee, 55.05.

800 Relay: 1. Okmulgee, 1:51.75; 2. Miami, 1:52.71; 3. Coweta, 1:53.58; 4. Grove, 1:53.61; 5. Mannford, 1:54.53; 6. Inola, 1:58.53.

1600 Relay: 1. Grove 4:19.93; 2. Miami 4:27; 3. Mannford 4:29.83; 4. Coweta 4:34.73; 5. Tonkawa 4:36.60; 6. Dewey 4:38.57.

3200 Relay: 1. Grove, 10:43.61; 2. Cascia Hall, 10:44.38; 3. Mannford, 11:18.02; 4. Seq Claremore, 11:32.00; 5. Metro Christian, 11:33.24; Dewey, 11:34.55.

Shot: 1. Hawkins, Bris, 38-6; 2. McBuel, Paw, 34-10; 3. Gray, Paw, 34-4.5; 4. Robinson, Hol H, 32.8; 5. Dean, Okm, 32-7.5; 6. Adajay, Okm, 30-9.

Discus: 1. McBurl, Paw, 111-6; 2. Tam Stand, Mia, 103-0; 3. Tif Stand, Mia, 102-0; 4. Robinson, Hol H, 100-11; 5. Gray, Paw, 99-9; 6. Dean, Okm, 98-2.

Long Jump: 1. Eisenhauer, new, 16-11; 2. Yee, Ool, 16-3; 3. Rogers, Mann, 15-8; 4. Eiman, Mann, 15-5.5; 5. Trent, Seq Clar, 15-5; 6. Williams, Hol H, 14-8.5.

High Jump: 1. Rogers, Mann, 5-4; 2. Willis, Ool, 5-2; 3. White, Ton, 5-0; 4. Liggett, Bris, Arnold, Mia, 5-0; 6. Baldrige, Seq Clar, 4-10.

66 Conference Chandler

4/21/98

Boys

TEAM SCORE: 1. Prague 197; 2. Stroud 176; 3. Chandler 89; 4. Holdenville 39; 5. Davenport 16; 6. Perkins-Tryon 11.

100: 1. Swan, Hold, 11.52; 2. Kinslow, Pra, 11.60; 3. Turner, Hold, 12.04; 4. Sires, Chan., 12.22; 5. Murfin, Stroud, 12.38; 6. Bendinelli, Chan, 12.39.

200: 1. Johnson, Chan, 22.93; 2. Freeze, Pra, 23.35; 3. Mixon, Stroud, 24.16; 4. Burdine, Pra, 24.41; 5. Gaines, Stroud, 25.34; 6. Moore, Hold, 25.62.

400: 1. Johnson, Chan, 52.07; 2. Murfin, Stroud, 54.40; 3. Hill, Pra, NT; 4. Opela, Pra, 59.39; 5. Holmes, Stroud, 1:00.5; 6. Jarvis, Chan, 1:01.97.

800: 1. Smith, Chan, 2:09.60; 2. Campbell, Dav, 2:09.91; 3. Bivin, Stroud, 2:10.66; 4. Boren, Stroud, 2:11.00; 5. Stone, Pra, 2:13.54; 6. Moore, Pra, 2:13.72.

1600: 1. Stone, Pra, 5:09.10; 2. Campbell, Dav, 5:11.34; 3. Parreck, Stroud, 5:12.04; 4. Wakely, Chan, 5:17.87; 5. Wyre, Stroud, 5:19.99; 6. Hinds, Chan, 5:27.89.

3200: 1. Stone, Pra, 10:46.47; 2. Bourne, Stroud, 10:57.43; 3. Parreck, Stroud, 11:43.01; 4. Standlee, Meek, 11:47.89; 5. Holmes, Stroud, 13:32; 6. Hinds, Chan, 14:49.08.

110H: 1. Mixon, Stroud, 14.74; 2. Owens, Meek, 15.35; 3. Ripley, Pra, 15.86; 4. Harjo, Pra, 18.59; 5. Murfin, Strod, 18.93; 6. King, Pra, 21.20.

300H: 1. Ripley, Pra, 42.33; 2. Owens, Meek, 42.35; 3. Murfin, Stroud, 46.63; 54. Harjo, Pra, 46.83; 5. Kolb, Try, 51.54.

400 Relay: 1. Prague 46.45; 2. Stroud 46.94; 3. Holdenville 47.04; 4. Chandler 48.03; 5. Meeker 50.50.

1600 Relay: 1. Chandler 3:34.77; 2. Prague 3:36.34; 3. Stroud 3:57.21; 4. Holdenville 4:16.18.

3200 Relay: 1. Stroud 8:56.59; 2. Prague 9:09.84; 3. Chandler 9:27.47; 4. Meeker 9:48.00.

Shot: 1. Bookout, Stroud, 57-3; 2. Hoover, Stroud, 50-2; 3. Wood, Stroud, 44-6; 4. Hutton, Pra, 43-5; 5. Risley, Pra, 42-0; 6. Bailey, Pra, 39-5.

Discus: 1. Bookout, Strod, 192-9; 2. Wood, Stroud, 133-2; 3. Risley, Pra, 121-8; 4. Owens, Meek, 116-11; 5. Axtell, Hold, 111-0; 6. Babb, Try, 107-5.

Long Jump: 1. Freeze, Pra, 20-7; 2. Holland, Chan, 20-5; 3. Kinslow, Pra, 20 High Jump: 1. Wimmer, Pra, 6-6; 2. Ripley, Pra, 6-6; 3. Kinsey, Try, 6-2; 4. Mixon, Stroud, 6-0; 5. Pearman, Stroud, 6-0; 6. Kolb, Try, 6-0.

Pole Vault: 1. Kinslow, Pra, 13-0; 2. Hill, Pra, 12-6; 3. Murfin, Stroud, 12-0.

Girls

TEAM SCORING: 1. (Tie)Chandler, Prague 184; 3. Meeker 83; 4. Stroud 68; 5. Perkins-Tryon 47; 6. Holdenville 10; 7. Okemah 2.

100: 1. Herrman, Chan, 12.68; 2. Emmons, Pra, 13.37; 3. Gibson, Meek, 13.60; 4. Smith, Pra, 13.67; 5. Davis, Pra, 13.81; 6. Welborn, Meek, 14.09.

200: 1. Gray, Meek, 27.17; 2. Herrman, Chan, 27.18; 3.

Smith, Pra, 27.99; 4. Gibson, Meek, 28.58; 5. Anderson, Pra, 29.95; 6. Miller, Stroud, 30.37.

400: 1. Gray, Meek, 1:02.44; 2. Duvall, Pra, 1:04.50; 3. Childers, Chan, 1:07.87; 4. Anderson, Pra, 1:10.49; 5. George, Pra, 1:10.49; 6. Smith, Pra, 1:12.37.

800: 1. Smith, Chan, 2:39.43; 2. Hodgens, Stroud, 2:40.96; 3. Stewart, Pra, 2:45.12; 4. Shivers, Pra, 2:46.15; 5. Signorelli, Stroud, 2:50.33; 6. Van Tuyl, 2:52.25.

1600: 1. Hodgens, Stroud, 6:22.62; 2. Shivers, Pra, 6:28.00; 3. Signorelli, Stroud, 6:33.54; 4. Wilson, Stroud, 6:34.41; 5. Freeman, Chan, 7:01.35; 6. Cross, Chan, 7:11.26.

3200: 1. Freeman, Chan, 14:53.28; 2. Rex, Pra, 15:43.34; 3. Hightower, Pra, 15:52.13; 3. Hill, Pra, 16:27.08.

100H: 1. Cross, Chan, 16.4; 2. Roper, Try, 17.19; 3. Jordan, Try, 19.47; 4. Manning, Meek, 20.01; 5. Hall, Try, 20.07; 6. Davis, Pra, 20.18.

300H: 1. Cross, Chan, 51.98; 2. Bullard, Pra, 56.18; 3. Davis, Pra, 57.61; 4. Terrall, Pra, 59.80.

400 Relay: 1. Chandler 52.18; 2. Prague, 53.52; 3. Meeker 54.34; 4. Perkins-Tryon 55.80; 5. Holdenville 57.28.

800 Relay: 1. Prague, 1:53.42; 2. Meeker 1:57.53; 3. Chandler 2:00.41.

1600 Relay: 1. Chandler 4:17.00; 2. Prague 4:18.28; 3. Stroud 4:57.93; 4. Meeker 4:59.79.

3200 Relay: 1. Prague 11:00.88; 2. Chandler 11:14.71; 3. Stroud 11:23.85.

Shot: 1. Lawrence, Meek, 32-0; 2. Rice, Try, 31-3; 3. Gray, Chan, 29-11; 4. Vasquez, Pra, 26-4; 5. Azin, Pra, 26-0; 6. Bobo, Chan, 23-7.

Discus: 1. Rice, Try, 101-11; 2. Gray, Chan, 82-1; 3. Woody, Stroud, 79-7; 4. Gaines, Stroud, 78-10; 5. Lawrence, Meek, 76-5; 6. Azlin, Pra, 69-0.

Long Jump: 1. Greenfield, Chan, 15-8; 2. Cross, Chan, 13-11; 3. Moore, Hold, 13-3; 4. Rex, Pra, 13-2; 5. Signorelli, Stroud, 13-1; 6. Tallry, Chan, 13-1.

High Jump: 1. Childers, Chan, 5-2; 2. Vasquez, Pra, 5-2; 3. (Tie) Watkins, Try; Pierce, Chan, 4-8; 5. Hightower, Pra, 4-6; 6. Rex, Pra, 4-4.

Chelsea Invitational

4/17/98

Boys

TEAM SCORING: Wyandotte 133; 2. Chelsea 112; 3. Henryetta 60; 4. Inola 51; 5. Oktaha 27; 6. (Tie) Copan, Foyil 26; 8. Tahlequah Sequoyah 25; 9. Sperry 16; 10. Quapaw 15; 1 Cookson Hills 12; 12. Fairland 11; 13. Afton 10; 14. Adair

Continued on next page



PLAINVIEW INVITATIONAL--McGuinness freshman Amanda Jordan set a new state record in the 1600 with a time of 5:07.18. She also holds the 3200 record. Photo by John Hoke

Track & Field Photos In Full Color

Any Photo by Roger Taylor
Appearing in *Oklahoma TRACK
& FIELD NEWS* is available in
color ranging in sizes from 4x6
to 11x14. Also available are
more than 2,000 other photos
of high school track & field and
cross country action.

Roger B. Taylor
Sports Photos
7504 Shelly Circle
Edmond, OK 73034
(405- 341-3171)





PLAINVIEW INVITATIONAL--Plainview completes the first handoff en route to winning the 800 relay with a time of 1:48.38. Photo by John Hoke

Continued from previous page

9. 15. Picher 7; 16. Hulbert 5; 17. (Tie) Oklahoma Union, Nowata 4; 19. Colcord 3; 20. Mounds 2.

100: Crenshaw, Chel, 10.77. **200:** Crenshaw, Chel, 22.04. **400:** Worley, Wyan, 52.38. **800:** Walkingstick, TS, 2:05.16. **1600:** Menson, Wyan, 5:05.52. **3200:** Frasier, Oktaha, 11:01.54. **110H:** Worley, Wyan, 15.25. **300H:** Dominick, Copan, 41.76. **400 Relay:** Chelsea 44.87. **1600 Relay:** Henryetta 3:41.09. **3200 Relay:** Henryetta 9:02.24. **Shot:** S. Adams, Wyan, 52-08. **Discus:** Rabel, Wyan, 134-1. **Long Jump:** Lawrence, Inola, 19-8. **High Jump:** Brown, Foyil, 6-4. **Pole Vault:** No results reported.

Girls

TEAM SCORING: 1. Adair 95; 2. Henryetta 93; 3. Picher 90; 4. Westville 66; 5. (Tie) Fairland, Quapaw 32; 7. Hulbert 30; 8. Inola 23; 9. Cookson Hills 19; 10. Tahlequah Sequoyah 18; 11. (Tie) Ketchum, Chelsea 16; 13. Copan 14; 14. (Tie) Wyandotte, Oktaha 11; 16. Sperry 10; 17. Kansas 7; 18. Welch 4; 19. Marcoma 2; 20. Mounds 1.

100: Mantle, Picher, 12.93. **200:** Hall, Adair, 26.64. **400:** Bogart, Hen, 62.86. **800:** Huckleberry, Adair, 2:39.45. **1600:** Huckleberry, Adair, 6:07.60. **3200:** 1:52.93. **1600 Relay:** Henryetta 4:31.91. **3200 Relay:** Adair 10:57.55. **Shot:** Scott, Quapaw, 34-9. **Discus:** Trease, Fairland, 105-6. **Long Jump:** Chaney, Copan, 16-0. **High Jump:** Spencer, Fairland, 4-10.

Buddy Murrell Meet Cherokee

4/21/98

Boys

TEAM SCORING: 1. Cherokee 119; 2. Medford 93; 3. Hydro 71; 4. Timberlake 68; 5. Drummond 44; 6. Mooreland 36; 7. Covington-Douglas 32; 8. Deer Creek-Lamont 21; 9. Pond Creek-Hunter 18; 10. (Tie) Ringwood, Freedom 16; 12. (Tie) Wakita, Burns Flat-Dill City 12; 14. Waynoka 10; 15. Pioneer-Pleasant Vale 5; 16. Canton 4; 17. South Barber 3; 18. Oklahoma Bible 2; 19. (Tie) Eakly, Geary, Garber 1.

Distances in yards

100: 1. Hepner, Moor, 10.61; 2. Scott, Dru, 10.72; 3. Conrady, Dru, 10.74; 4. Littlefield, Cher, 10.81; 5. Wines, Moor, 10.91; 6. Green Med, 11.01.

220: 1. Conrady, Dru, 24.47; 2. Littlefield, Cher, 24.53; 3. Taylor, BFDC, 24.85; 4. Casteel, CD, 25.46; 5. Lyons, Cher, 25.56; 6. Metcalf, DCL, 25.84.

440: 1. Pierce, Tim 54.38; 2. Metcalf, DCL, 55.03; 3. Taylor, BFDC, 55.04; 4. Lambert, Cher, 55.84; 5. Foster,

Can, 57.22; 6. Wells, Eak, 58.76.

880: 1. Pierce, Tim, 2:06.20; 2. Ginn, Hy, 2:10.80; 3. Pebeashy, Hy, 2:11.85; 4. Lorenz, Med, 2:13.55; 5. Golsen, Hy, 2:15.01; 6. Kirsten, Gar, 2:16.31.

Mile: 1. Pebeashy, Hy, 4:54.34; 2. Briley, Ring, 5:02.81; 3. S. Hern, Wak, 5:03.91; 4. Ginn, Hy, 5:05.49; 5. Golsen, Hy, 5:11.77.

2-Mile: 1. Pebeashy, Hy, 10:45.76; 2. Ginn, Hy, 10:54.80; 3. Briley, Ring, 11:07.52; 4. S. Hern, Wak, 11:10.90; 5. A. Hern, Wak, 11:34.98; 6. Chapman, Tim, 11:48.21.

120H: 1. Rogers, Med, 16.43; 2. Zachary, Med, 17.14; 3. Phillips, Cher, 17.63; 4. Fisher, CD, 18.40; 5. Kerbo, CD, 18.72; 6. Tucker, SB, 18.77.

330H: 1. Gibson, Cher, 42.34; 2. Zachary, Med, 43.59; 3. Rogers, Med, 45.56; 4. Baldwin, CD, 45.95; 5. Flear, Dru, 46.46; 6. Phillips, Cher, 46.50.

440 Relay: 1. Medford 45.53; 2. Mooreland 46.36; 3. Cherokee 46.68; 4. Drummond 47.05; 6. Freedom 47.27; 6. Pioneer-Pleasant Vale 48.08.

Mile Relay: 1. Cherokee 3:42.09; 2. Medford 3:51.82; 3. Timberlake 3:53.73; 4. Covington-Douglas 3:54.65; 5. Freedom 3:55.56; 6. Canton 3:56.80.

2-Mile Relay: 1. Hydro 8:45.76; 2. Cherokee 8:50.02; 3. Timberlake 9:25.25; 4. Deer Creek-Lamont 9:41.61; 5. Covington-douglas 9:47.61; 6. Oklahoma Bible Academy 9:48.09.

Shot: 1. Seger, Way, 45-10; 2. McReynolds, PCH, 45-5.5; 3. Underwood, Free, 44-6; 4. Poe, Cher, 42-10; 5. Loesch, PPV, 42-3; 6. White, Cher, 41-7.5.

Discus: 1. McReynolds, PCH, 144-0; 2. Underwood, Free, 139-7.5; 3. Allen, Tim, 133-8.5; 4. Poe, Cher, 131-6.5; 5. Frankie, CD, 116-6.5; 6. White, Cher, 111-8.5.

Long Jump: 1. Scott, Drum, 20-0.25; 2. Slovacsek, Tim, 19-6.25; 3. Cink, Med, 18-11.75; 4. Teft, DCL, 18-11.5; 5. Fowble, Ring, 18-2.75; 6. Robbles, PPV, 18-2.5.

High Jump: 1. Goss, Cher, 6-2; 2. Slovacsek, Tim, 6-0; 3. Lyons, Cher, 6-0; 4. Baldwin, CD, 5-10; 5. McNulty, Can, 5-10; 6. Piper, Hy, 5-10.

Pole Vault: 1. Schanbacher, Cher, 11-0; 2. Watsek, Med, 10-0; 3. Green, Med, 10-0; 4. Wilson, Moor, 9-6; 5. Albright, SB, 9-6; 6. Wilson, Moor, 9-0.

Girls

TEAM SCORING: 1. Pond Creek-Hunter 103.5; 2. Cherokee 96; 3. Waynoka 80.5; 4. South Barber 49; 5. Pioneer 38; 6. Mt. View-Gotebo 33; 7. Ringwood 32; 8. Mooreland 23; 9. Timberlake 20; 10. Hydro 18; 11. Garber 16; 12. Cimarron 14; 13. (Tie) Deer Creek-Lamont, Covington-Douglas, Canton 12; 16. Medford 8; 17. (Tie) Drummond, Oklahoma Bible Academy 6; 19. Burns Flat-Dill City 4.

Distances in yards

100: 1. Watson, SB, 11.74; 2. Thompson, PPV, 12.12; 3. Laird, MVG, 12.15; 4. Highfill, Moor, 12.44; 5. Buchanan, Dru, 12.49; 6. Bouse, Way, 12.50.

220: 1. Thompson, PPV, 27.57; 2. Highfill, Moor, 27.86;

3. Laird, MVG, 27.88; 4. Cunningham, Moor, 29.09; 5. A. Apperson, PCH, 29.51; 6. Bode, Cim, 29.99.

440: 1. Kysar, Way, 1:06.52; 2. Guffy, Ring, 1:06.30; 3. Bode, Cim, 1:07.40; 4. Tuft, DCL, 1:10.49; 5. Sherman, PCH, 1:11.25; 6. Mast, Cher, 1:11.72.

880: 1. Guffy, Ring, 2:37.95; 2. Rapp, Wak, 2:39.53; 3. Bode, Cim, 2:42; 4. Buller, Tim, 2:43.73; 5. Stevens, CD, 2:45.75; 6. Biggestaff, Med, 2:46.88.

Mile: 1. Rapp, Wak, 5:57.18; 2. Sweeney, Hy, 5:57.94; 3. Claffin, Ring, 5:58.85; 4. Stevens, CD, 6:14.47; 5. Tebow, DCL, 6:22.94; 6. Humphrey, SB, 6:27.87.

2 Mile: 1. Sweeney, Hy, 13:09.59; 2. Claffin, Ring, 13:18.83; 3. Tebow, DCL, 13:31.11; 4. Moore, Can, 13:43.22; 5. Sandwick, OBA, 14:09.87; 6. Giniman, Cim, 14:30.96.

110H: 1. Means, Cher, 17.13; 2. Bentz, Gar, 17.20; 3. N. Apperson, PCH, 17.64; 4. Wessels, Cher, 18.50; 5. Pulliam, SB, 18.61.

330H: 1. A. Apperson, PCH, 52.21; 2. Bentz, Gar, 52.82; 3. Wessels, Cher, 54.08; 4. Pulliam, SB, 55.19; 5. Metscher, CD, 56.39; 6. Crowder, Cher, 57.36.

440 Relay: 1. Waynoka 53.96; 2. South Barber 55.05; 3. Pond Creek-Hunter 55.78; 4. Pioneer-Pleasant Vale 56.28; 5. Cherokee 56.42; 6. Mt. View-Gotebo 57.46.

880 Relay: 1. Waynoka 1:56.07; 2. Pond Creek-Hunter 1:58.25; 3. Mt. View-Gotebo 2:01.99; 4. Cherokee 2:02.25; 5. Burns Flat-Dill City 2:03.80; 6. Pioneer-Pleasant Vale 2:04.45.

Mile Relay: 1. Pond Creek-Hunter 4:29.45; 2. Waynoka 4:40.71; 3. Timberlake 4:45.33; 4. Cherokee 4:47.80; 5. Covington-Douglas 4:48.65; 6. Mt. View-Gotebo 4:50.41.

2-Mile Relay: 1. Wakita 11:13.56; 2. Pond Creek-Hunter 11:18.83; 3. Cherokee 11:28.30; 4. Canton 11:33.20; 5. Timberlake 11:35.27; 6. Oklahoma Bible Academy 12:11.

Shot: 1. Phillips, Cher, 41-11; 2. Buck, Cher, 41-2.75; 3. Bowers, Cher, 34-3; 4. Smiley, Way, 33-9; 5. Kindred, PCH, 33-1; 6. Barwick, PCH, 32-11.

Discus: 1. Phillips, Cher, 112-1.25; 2. Lohmann, SB, 104-4; 3. Bowers, cher, 96-4; 4. Barwick, PCH, 95-10.5; 5. Buck Cher, 33-7; 6. Kindred, PCH, 90-6.

Long Jump: 1. Kirby, PCPH, 15-7.5; 2. Esau, SB, 14-9.5; 3. Bellmon, Way, 14-8.5; 4. Wheeler, Dru, 14-7; 5. Gaskill, Way, 14-5.25; 6. Messer, MVG, 14-1.

High Jump: 1. Mullen, PPV, 4-10; 2. Pyle, Moor, 4-10; 3. Mennem, Med, 4-10; 4. Prentice, MVG, 4-8; 5. Kelso, PCH, 4-6; 6. Gaskill, Way, 4-6.

Choctaw Invitational

4/24/98

Boys

TEAM SCORING: 1. Midwest City 129; 2. Muskogee 94; 3. Ardmore 70; 4. Choctaw 68.2; 5. Moore 40; 6. Jenks 37.2; 7. Edmond Memorial 27; 8. Carl Albert 22; 9. Norman 21; 10. Shawnee 18; 11. Norman North 15; 12. Lawton 13.2; 13. Jones 11; 14. Durant 10; 15. Enid 5; 16. Notheast 3.2; 17. Westmoore 1.2.

100: 1. Smith, Ard, 10.44; 2. Johnson, Musk, 10.46; 3. Cocoran, Choc, 10.47; 4. Caldwell, Musk, 10.48; 5. Smith, Shaw, 10.50; 6. Alberty, EdM, 10.56.

200: 1. Smith, Shaw, 21.29; 2. Johnson, Musk, 21.31; 3. Satterwhite, CA, 21.47; 4. Cole, Aid, 21.49; 5. Moody, MWC, 21.91; 6. Foster, Law, nt.

400: 1. Helaire, MWC, 49.54; 2. Gibbs, Musk, 49.91; 3. Jones, CA, 50.53; 4. Clay, LAW, 51.04; 5. Harris, NE, 51.14; 6. Cramer, NE, 51.22.

800: 1. Cosby, Jenks, 1:56.50; 2. Helaire, MWC, 1:57.04; 3. Sparks, EdM, 1:59.11; 4. Perkins, Law, 1:59.12; 5. Mitchell, MWC, 2:02.87; 6. Lusk, MWC, 2:04.07.

1600: 1. Delgado, MWC, 4:40.00; 2. Lusk, MWC, 4:41.67; 3. Leinhart, Shaw, 4:41.84; 4. Franklin, NN, 4:42.24; 5. Gillum, Dur, 4:42.24; 6. Mitchell, MWC, 4:45.94.

3200: 1. Lee, Musk, 10:10.01; 2. Delgado, MWC, 10:11.35; 3. Gillum, Dur, 10:12.03; 4. Swiger, Enid, 10:18.88; 5. Boydston, Dur, 10:24.34; 6. Franklin, NN, 10:25.75.

110H: 1. Morris, Mo, 15.07; 2. Gatewood, Nor, 15.08; 3. Garrison, Jenks, 15.09; 4. Crezo, Law, 15.16; 5. Young, Choc, 15.20; 6. Rodgers, Wm, 15.41.

300H: 1. Payne, Mo, 39/40; 2. Taylor, MWC, 39.43; 3. Garrison, Jenks, 39.53; 4. Downing, Ard, 41.26; 5. Lambeth, MWC, 42.25; 6. Ealom, Jones, 43.26.

400 Relay: 1. Ardmore 42.46; 2. Choctaw 42.59; 3. Midwest City 43.21; 4. Jenks 43.66; 5. Moore 43.72; 6. Edmond Memorial 43.81.

1600 Relay: 1. Muskogee 3:24.50; 2. Midwest City 3:24.52; 3. Ardmore 3:25.59; 4. Choctaw 3:26.22; 5. Lawton 3:26.23; 6. Carl Albert 3:27.06.

3200 Relay: 1. Midwest City-8; 2. Skaggs, Enid, 57-1.5;

3. Tucker, Mo, 55-7; 4. Takawana, Ard, 53-6; 5. Patocka, Enid, 52-4; 6. McConnell, MWC, 51-4.25.

Discus: 1. Pherigo, Choc, 154-0; 2. Romero, Mo, 153-8; 3. Tabor, Ard, 149-1; 4. Bristol, NN, 148-3; 5. Roberts, Musk, 148-3; 6. Howk, Nor, 145-1.

Long Jump: 1. McGee, Ard, 23-2; 2. Gibbs, Musk, 23-0.5; 3. Lewis, MWC, 21-8; 4. Alberty, EdM, 21-7.5; 5. Carter, Jenks, 21-5.5; 6. Harris, Jenks, 21-5.25.

High Jump: 1. Neale, Musk, 6-4; 2. Miller, MWC, 6-4; 3. Dupree, MWC, 6-4; 4. Young, Choc, 6-0; 5. Opalka, EdM, 6-0; 6. 5 way tie.

Pole Vault: 1. Westlund, Choc, 16-0; 2. Renfro, Choc, 13-6; 3. White, NN, 13-0; 4. Pyburn, Choc, 12-0; 5. Tymchuk, Mo, 11-6; 6. Fagen, Enid, 11-6.

Girls

TEAM SCORING: 1. (Tie) Jenks, Midwest City 127. (Tie) Norman North, Enid 34; 9. Westmoore 30; 10. Bixby 26; 11. Ardmore 20; 12. Norman 11; 13. Lawton 8; 14. Jones 7.5; 15. Shawnee 6; 16. Edmond Memorial 5; 17. Choctaw 1.5; 18. Durant 1.

100: 1. Walker, MWC, 11.96; 2. Porter, Enid, 12.02; 3. Young, MWC, 12.03; 4. Tate, Shaw, 12.07; 5. Madden, NE, 12.09; 6. Miller, Enid, 12.20.

200: 1. Anderson, MWC, 25.07; 2. Porter, Enid, 25.42; 3. O'Rourke, Jenks, 25.80; 4. Collier, Jenks, 25.82; 5. Tate, Shaw, 26.29; 6. Miller, Enid, 16.30.

400: 1. Bray, Bix, 59.12; 2. Barber, Jenks, 60.04; 3. Pride, Enid, 1:01.17; 4. Samilton, MWC, 1:01.24; 5. Carter, CA, 1:01.28; 6. Collier, Jenks, 1:01.31.

800: 1. Robinson, MWC, 2:20.15; 2. O'Rourke, Jenks, 2:21.88; 3. Ovarver, Jenks, 2:22.91; 4. Franklin, Wm, 2:28.62; 5. Holman, Ard, 2:32.84; 6. Mata, CA, 2:33.32.

1600: 1. Milwe, Mo, 5:28.32; 2. Robinson, MWC, 5:32.78; 3. Mata, CA, 5:34.76; 4. Hughes, Wm, 5:41.70; 5. Haynes, Mo, 5:43.03; 6. Cardenas, Mo, 5:44.12.

3200: 1. Suchy, Wm, 12:10.83; 2. Henry, Mo, 12:21.88; 3. Barbiers, CA, 12:22.00; 4. Gossant, NN, 12:37.98; 5. Kalkbrenner, CA, 12:40.81; 6. Willis, Dur, 12:50.47.

100H: 1. Waibel, Jenks, 13.86; 2. Freeman, DC, 14.25; 3. Peters, NN, 14.88; 4. Cardenas, Jenks, 15.26; 5. Haddox, Mo, 16.00; 6. Johnston, Jones, 16.03.

300H: 1. Waibel, Jenks, 46.98; 2. Williams, MWC, 48.03; 3. Atherton, NN, 48.08; 4. Johnston, Jones, 48.33; 5. Jacobson, Jenks, 49.55; 6. Epps, MWC, 49.60.

400 Relay: 1. Northeast 48.08; 2. Del City 48.40; 3. Midwest City 48.91; 4. Lawton 50.12; 5. Jenks 50.22; 6. Ardmore 50.48.

800 Relay: 1. Northeast 1:42.48; 2. Midwest City 1:42.97; 3. Del City 1:44.25; 4. Ardmore 1:46.37; 5. Jenks 1:46.46; 6. Bixby 1:47.19.

1600 Relay: 1. Midwest City 4:01.00; 2. Jenks, nt; 3. Del City, nt; 4. Bixby 4:11.81; 5. Northeast nt; 6. Ardmore 4:13.26.

3200 Relay: 1. Jenks 9:56.11; 2. Moore 10:01.20; 3. Westmoore 10:04.23; 4. Carl Albert 10:15.00; 5. Edmond Memorial 10:33.77; 6. Bixby 10:42.34.

Shot: 1. Seals, Jenks, 37-10; 2. Gibson, CA, 36-5; 3. McCarthy, Nor, 35-0.25; 4. Prickett, Nor, 34-7; 5. Gordon, Bix, 34-3.25; 6. Weeze, Jones, 34-2.

Discus: 1. Downing, MWC, 119-11; 2. Gibson, CA, 119-7; 3. Gordon, Bix, 114-3; 4. Smith, NN, 113-3; 5. Seal, Jenks, 104-10; 6. Boxley, EdM, 104-8.

Long Jump: 1. Miller, Enid, 18-3.75; 2. Young, MWC, 18-2; 3. Marshall, Ard, 17-2.75; 4. Carter, DC, 16-9; 5. Cardenas, Jenks, 16-7.5; 6. Urice, Nor, 16-5.

High Jump: 1. Cardenas, Jenks, 5-4; 2. Curry, NN, 5-2; 3. Hill, NN, 5-0; 4. Nelson, MWC, 5-0; 5. (Tie) Westlund, Choc; Freeman, Jones 4-10.

Copan Invitational

4/25/98

Boys

TEAM SCORING: 1. Wyandotte 207; 2. Fairland 88; 3. Commerce 69; 4. Copan 39; 5. Cookson Hills 39; 6. Picher 29; 7. Hulbert 28; 8. Afton 21; 9. Ketchum 17; 10. Markoma Bible Academy 14; 11. Colcord 12; 12. Quapaw 8; 13. Oklahoma Union 8; 14. Barnsdall 4.

100: 1. Howard, Wyan, 11.08; 2. Hance, Wyan, 11.09; 3. Dominick, Copan, 11.17; 4. Davis, OkUn, 11.50; 5. Johnson, Cook, nt; 6. Garrett, Picher, 11.61.

200: 1. Howard, Wyan, 23.99; 2. Hall, Fair, 14.42; 3. Johnson, Cook, 24.68; 4. Davis, OkUn, 24.76; 5. Bowers, Fair, 25.13; 6. Barron, Comm, 25.15.

400: 1. Trimble, Comm, 53.46; 2. Smith, Wyan, 53.76; 3. Garrett, Picher, 55.51; 4. Elmer, Fair, 55.66; 5. Morrison, Hulb, 57.54; 6. Kyle, Ketch, 58.35.

800: 1. Trimble, Comm, 2:12.46; 2. Elmer, Fair, 2:13.75; 3. Judd, Picher, 2:15.09; 4. Curry, Cook, 2:17.30; 5. Fielder, Bams, 2:21.00; 6. Bell, Cook, 2:21.29.



ELK CITY INVITATIONAL--The boys on the second lap of the 3200 run. Photo by Roger Taylor

1600: 1. Welch, Wyan, 5:08.27; 2. Blake, Mark, 5:08.34; 3. Minson, Wyan, 5:21.27; 4. Cole, Wyan, 5:27.89; 5. Fielder, Barns, 5:34.29; 6. Oakley, Fair, 5:37.00.

3200: 1. Urie, Comm, 11:17.93; 2. Minson, Wyan, 11:38.15; 3. Oakley, Fair, 11:55.79; 4. Blake, Mark, 12:20.28; 5. Cole, Wyan, 12:38.94; 6. Reece, Comm, 12:44.77.

110H: 1. Worley, Wyan, 14.95; 2. Garnetz, Hulb, 16.92; 3. Adams, Wyan, 21.38; 4. Marlow, Wyan, 21.70.

300H: 1. Dominick, Cop, 41.82; 2. Worley, Wyan, 42.82; 3. Garnetz, Hulb, 46.27; 4. Judd, Picher, 47.37; 5. Cook, Comm, 49.12; 6. Watson, Cook, 1:00.99.

400 Relay: 1. Wyandotte 3:36.78; 2. Fairland 3:41.08; 3. Copan 3:41.37; 4. Cookson 3:54.31; 5. Ketchum 3:57.85; 6. Commerce 4:00.00.

1600 Relay: 1. Wyandotte 3:36.78; 2. Fairland 3:41.08; 3. Copan 3:41.37; 4. Cookson 3:54.31; 5. Ketchum 3:57.85; 6. Commerce 4:01.76.

3200 Relay: 1. Commerce 9:05.32; 2. Wyandotte 9:11.36; 3. Fairland 9:17.34; 4. Copan 9:33.19; 5. Cookson 10:01.31.

Shot: 1. S. Adams, Wyan, 47-2.5; 2. Wall, Qua, 41-0; 3. L. Adams, Wyan, 40-7.5; 4. Laxton, Wyan, 38-3; 5. Walker, Picher, 38-2; 6. Fitzsimmons, Cop, 35-2.

Discus: 1. Walker, Picher, 110-1; 2. Marlow, Wyan, 106-1.5; 3. Laxton, Wyan, 104-6.5; 4. Adams, Wyan, 97-10; 5. Smith, Cop, 93-3.5; 6. Neal, Comm, 91-0.

Long Jump: 1. Glenn, Hul, 20-8.5; 2. Hardy, Wyan, 19-6.5; 3. Bullard, Col, 18-11.25; 4. Thomas, Wyan, 18-11; 5. Stauss, Hul, 17-11.75; 6. Curry, Cook, 17-8.75.

High Jump: 1. Hilton, Aft, 6-4; 2. Nester, Ketch, 6-2; 3. Bullard, Col, 6-0; 4. Cook, Comm, 5-10; 5. Wyrick, Fair, 5-8; 6. Thomas, Wyan, 5-8.

Pole Vault: 1. Williams, Afton, 12-0; 2. Bowers, Fair, 11-6; 3. Smally, Fair, 10-6; 4. Marlow, Wyan, 9-6; 5. Snider, Wyan, 9-0.

Girls

TEAM SCORING: 1. Picher 119; 2. Wyandotte 78; 3. Ketchum 68; 4. Commerce 62; 5. Cookson Hills 57; 6. Hulbert 50; 7. Fairland 45; 8. Copan 40; 9. Quapaw 37; 10. Prue 18; 11. Markoma Bible Academy 16; 12. Preston 8; 13. Barnsdall 4.

100: 1. Mantle, Picher, 12.78; 2. Harris, Qua, 12.97; 3.

O,Neal, Prest, 13.61; 4. Campbell, Ketch, 13.63; 5. Ball, Wyan, 13.71; 6. McDaniel, Cook, 14.15.

200: 1. Mantle, Picher, 28.02; 2. Ammons, Ketch, 28.36; 3. Harris, Qua, 28.40; 4. Campbell, Ketch, 26.96; 5. O,Neal, Prest, 29.95; 6. McDaniel, Cook, 30.93.

400: 1. Ammons, Ketch, 1:05.16; 2. McCarthy, Wyan, 1:06.02; 3. Cawyer, Comm, 1:06.86; 4. Dunning, Hulb, 1:07.60; 5. Copeland, Hul, 1:10.01; 6. Campbell, Ketch, 1:10.27.

800: 1. Cawyer, Comm, 2:44.08; 2. Shae, Comm, 2:51.41; 3. Hopkins, Comm, 2:57.98; 4. Meek, Barns, 3:00.95; 5. Waters, Qua, 3:03.77; 6. Gillmore, Ketch, 3:08.11.

1600: 1. Shaw, Comm, 6:43.25; 2. Gillmore, Ketch, 7:08.58; 3. Demel, Picher, 7:29.24.

3200: 1. Smith, Mark, 14:27.59; 2. Thoene, Cook, 14:56.91; 3. Shaw, Comm, 15:38.88; 4. Waters, Qua, 16:54; 5. Quirio, Cook, 18:25.05.

100H: 1. Botts, Hul, 16.61; 2. Milburn, Prue, 16.68; 3. Overacre, Fair, 17.12; 4. McCarthy, Wyan, 17.15; 5. Ammons, Ketch, 17.72.

300H: 1. Milburn, Prue, 51.20; 2. Botts, Hulb, 52.55; 3. Shull, Cop, 53.16; 4. McCarthy, Wyan, 53.43; 5. Overacre, Fair, 55.17; 6. Turner, Qua, 58.23.

400 Relay: 1. Picher 54.77; 2. Wyandotte 54.81; 3. Hulbert 54.94; 4. Cookson 59.65.

800 Relay: 1. Picher 1:58.40; 2. Wyandotte 1:58.79; 3. Ketchum 1:59.79; 4. Copan 2:03.38; 5. Cookson 2:08.63.

1600 Relay: 1. Wyandotte 4:39.71; 2. Copan 4:46.20; 3. Cookson 5:02.43; 4. Picher 5:06.62; 5. Ketchum 5:18.06.

3200 Relay: 1. Ketchum 12:15.42; 2. Picher 12:23.27; 3. Fairland 12:43.99; 4. Wyandotte 12:53.24.

Shot: 1. Freeman, Picher, 33-0.75; 2. Scott, Qua, 32-7.75; 3. Young, Picher, 29-10.75; 4. Trease, Fair, 19-10.25; 5. Lamaster, Cook, 29-9.5; 6. Wyrick, Fair, 28-5.5.

Discus: 1. Trease, Fair, 97-1; 2. Lamaster, Cook, 85-11; 3. Mowry, Comm, 81-1; 4. Miller, Cook, 79-5; 5. Patterson, Picher, 77-6; 6. Hockett, Cook, 73-9.

Long Jump: 1. Chaney, Cop, 16-3.25; 2. Botts, Hul, 16-2.75; 3. Dunning, Hul, 15-10.5; 4. Harris, Qua, 15-4.25; 5. Freeman, Picher, 15-1.25; 6. Phillips, Picher 14-11.75.

Continued on next page



IRISH INVITATIONAL--Normans Josh Howk won the shot with a toss of 58-7. Photo by Andre Reddington

Continued from previous page

High Jump: 1. Spencer, Fair, 4-8; 2. Patterson, Picher, 5-2; 3. Haney, Cook, 5-0; 4. Demel, Picher, 4-8; 5. Shaw, Comm, 4-8; 6. Hockett, Cook, 4-6.

2A5-2A6 District Claremore Sequoyah

4/21/98

Boys

TEAM SCORING: 1. Chelsea 155; 2. Hominy 113; 3. Inola 86; 4. Caney Valley 57; 5. Claremore Sequoyah 41; 6. Hulbert 34; 7. Metro Christian 24; 8. Tahlequah Sequoyah 22; 9. Adair 21; 10. Pawnee 12; 11. Westville 7; 12. Berryhill 4; 13. Nowata 2.

100: 1. Crenshaw, Chel, 10.63; 2. Field, Chel, 11el, 22.99;

3. Smith, Hom, 23.40. **400:** 1. Baker, Hom, 54.92; 2. Urie, Chel, 55.56; 3. Penn, Hom, 57.25. **800:** 1. Walkingstick, TS, 2:11.05; 2. Holtzhauer, Inola, 2:13.59; 3. Stimson, Chel, 2:21.25. **1600:** 1. McNair, CV, 4:49.16; 2. Walkingstick, TS, 5:06.86; 3. Schaffer, CV, 5:29.4.6. **3200:** 1. McNair, CV, 10:48.66; 2. Schaffer, CV, 12:01.60; 3. Bradbury, CS, 12:28.95. **110H:** 1. Owen, Chel, 17.16; 2. Gamatz, Hul, 17.52; 3. Helling, Inola, 18.53. **300H:** 1. Owen, Chel, 44.48; 2. Helling, Inola, 46.60; 3. Johnson, Hom, 46.71. **400 Relay:** 1. Chelsea 45.20; 2. Hominy 46.53; 3. Claremore Sequoyah 46.64. **1600 Relay:** 1. Chelsea 3:43.36; 2. Hominy 3:46.50; 3. Hulbert 3:59.08. **3200 Relay:** 1. Chelsea 9:31.168; 2. Inola 9:40.34; 3. Metro Christian 10:01.10. **Shot:** 1. Williams, CV, 48-0.5; 2. Watt, Adair, 46-3.5; 3. Scott, CV, 45-0.75. **Discus:** 1. Little, Adair, 131-6; 2. Jones, CS, 116-5; 3. Williams, CV, 110-8.5. **Long Jump:** 1. Lawrence, Inola, 20-3.25; 2. Glenn, Hul, 20-0.5; 3. Smith, Hom, 19-4.88. **High Jump:** 1. Lawrence, Inola, 6-4; 2. Moore, Pawn, 5-10; 3. Hipp, Hom, 5-10. **Pole Vault:** 1. Brown, Hom, 12-0; 2. C. Johnson, Hom, 11-0; 3. Hall, Hom, 10-6.

Girls

TEAM SCORING: 1. Claremore Sequoyah 141; 2. Berry hill 74; 3. Adair 70; 4. Hulbert 63; 5. Pawnee 56.5; 6. Hominy 48; 7. Inola 44.5; 8. Metro Christian 39; 9. Caney Valley 31; 10. Westville 23; 11. Chelsea 16; 12. Tahlequah Sequoyah 6.

100: 1. Stowe, CS, 12.50; 2. Hall, Adair, 12.84; 3. D. Hall, Ber, 12.86. **200:** 1. Stowe, CS, 26.26; 2. Hall, Adair, 27.38; 3. D. Hall, Ber, 27.53. **400:** 1. Ellenburg, CS, 64.63; 2. Hall, Adair, 68.55; 3. Hare, Pawn, 69.20. **800:** 1. Hare, Pawn, 2:40.54; 2. Huckleberry, Adair, 2:42.10; 3. Barnett, Wv, 2:46.89. **1600:** 1. Kittrell, CV, 6:07.35; 2. Scott, Ber, 6:10.53; 3. Rhodd, TS, 6:14.77. **3200:** 1. Scott, Ber, 13:21.42; 2. Russell, Adair, 14:03.30; 3. Creel, MC, 14:26.18. **100H:** 1. Tren; 3. Harris, Inola, 53.64. **400 Relay:** 1. Claremore Sequoyah 52.30; 2. Berryhill 53.06; 3. Hulbert 54.14. **800 Relay:** 1. Hominy 1:56.68; 2. Inola 1:57.98; 3. Hulbert 2:00.92. **1600 Relay:** 1. Claremore Sequoyah 4:35.42; 2. Pawnee 4:45.53; 3. Metro Christian 4:46.73. **3200 Relay:** 1. Adair 11:46.03; 2. Berryhill 12:01.43; 3. Claremore Sequoyah 12:09.38. **Shot:** 1. Godberson, Pawn, 30-5; 2. Williams, Hom, 30-2.5; 3. Colliver, Hom, 29-10. **Discus:** 1. Cook, Inola, 81-0.5; 2. Hill, Claremore Sequoyah 79-2.5; 3. Sweetwood, Chel, 74-0.5. **Long Jump:** 1. Ellenburg, CS, 16-1; 2. Dunning, Hul, 14-6.88; 3. Higgins, Hom, 14-3.88. **High Jump:** 1. Hayes, Wv, 4-10; 2. (Tie) Baldrige, CS, Klahr, CS, 4-8.

Starlite Relays Claremore Sequoyah

4/21/98

Boys

TEAM SCORING: 1. Cushing 109; 2. Commerce 46; 3. Chelsea 45; 4. Jay 44; 5. Oologah 41; 6. (Tie) Beggs, Grove 40; 8. (Tie) Vinita, Hominy 38; 10. Bristow 34; 11. Mannford 20; 12. (Tie) Wagoner, Foyilville 14; 14. Miami 13; 15. (Tie) Chouteau, Tahlequah Sequoyah, Hilldale 8; 18. (Tie) Collinsville, Morris 6; 20. Dewey 5; 21. (Tie) Hulbert, Pryor, Claremore Sequoyah 3; 24. (Tie) Adair, Kellyville, Inola 1.

100: 1. Crenshaw, Chel, 10.36; 2. Alexander, Beggs, 10.53; 3. Mathias, Ool, 10.71; 4. Brown, Foyil, 10.74; 5. Devers, Cush, 10.82; 6. Reynolds, Kel, 10.88.

200: 1. Crenshaw, Chel, 22.40; 2. Thompson, Bris, 22.70; 3. Mathias, Ool, 23.09; 4. Devers, Cush, nt; 5. Amos, Grove, 23.29; 6. Cook, Cush, 23.77.

400: 1. Amos, Grove, 50.54; 2. Rich, Beggs, 51.35; 3. Alexander, Beggs, 51.43; 4. Trimble, Comm, 51.66; 5. Silas, Cush, 51.72; 6. Aylward, Pryor, 52.04.

800: 1. Trimble, Comm, 2:00.69; 2. Palm, Jay, 2:02.42; 3. Eashington, Cush, 2:06.00; 4. Walkingstick, Tseq, 2:08.46; 5. Porter, Cush, 2:11.51; 6. Pentel, Cush, 2:11.52.

1600: 1. Kelly, Bris, 4:46.23; 2. Urie, Comm, 4:50.17; 3. Engall, Vin, 4:54.90; 4. McKinney, Mann, 4:56.44; 5. McKibben, Miami, 5:04.43; 6. Pennell, Cush, 5:06.16.

3200: 1. Kelly, Bris, 10:15.18; 2. Urie, Comm, 10:25.91; 3. McKinney, Mann, 10:33.56; 4. Walkingstick, Tseq,

10:38.93; 5. McKibben, Miami, 10:38.94; 6. Griffen, Mann, 11:38.95

110H: 1. Short, Grove, 15.75; 2. Netherton, Jay, 16.54; 3. Cannon, Wag, 16.93; 4. (Tie) Owen, Chel; Garnatz, Hul 17.35; 6. Norwood, Miami, 17.70.

300H: 1. Netherton, Jay, 41.20; 2. Short, Grove, 42.05; 3. Toung, Morris, 42.37; 4. Owen, Chel, 42.67; 5. Silas, Cush, 43.42; 6. Helling, Inola, 44.25.

400 Relay: 1. Cushing 43.28; 2. Chelsea 44.16; 3. Beggs 44.81; 4. Oologah 45.18; 5. Wagoner 45.25; 6. Grove 45.38.

1600 Relay: 1. Cushing 3:33.34; 2. Inita 3:40.15; 3. Hominy 3:41.85; 4. Miami 3:45.19; 5. Jay 3:46.07; 6. Oologah 3:50.98.

3200 Relay: 1. Cushing 8:49.89; 2. Commerce 9:03.04; 3. Vinita 9:05.15; 4. Mannford 9:09.69; 5. Collinsville 9:10.57; 6. Chelsea 9:15.95.

Shot: 1. Mitchell, Ool, 51-4; 2. Mathias, Ool, 48-4.5; 3. Snider, Cush, 47-10.5; 4. Warrior, Cush, 47-8; 5. Sharp, Pryor, 46-11; 6. Watt, Adair, 43-5.5.

Discus: 1. Snider, Cush, 149-3; 2. Zellmer, Hill, 129-9; 3. Crawford, Bris, 126-9; 4. Sayahnejad, Vin, 120-2; 5. Warrior, Cush, 119-8.5; 6. Jones, CS, 117-9.5.

Long Jump: 1. Smith, Hom, 19-0; 2. Ray, Chou, 18-8; 3. Grayson, Beggs, 18-8; 4. Teel, Jay, 18-7.5; 5. Jackson, Seq, 18-5; 6. Parker, Ool, 18-3.

High Jump: 1. Brown, Foyil, 6-6; 2. Teel, Jay, 6-2; 3. Cook, Cush, 6-2; 4. Teel, Jay, 18-7.5; 5. Jackson, Seq, 18-5; 6. Parker, Ool, 18-3.

Pole Vault: 1. Brown, Hom, 12-0; 2. Miller, Grove, 12-0; 3. Hall, Hom, 11-6; 4. Lindley, dewey, 11-0; 5. King, Jay, 10-6; 6. Smith, Dewey, 10-0.

Girls

TEAM SCORING: 1. Grove 98; 2. Pryor 92; 3. Beggs 66; 4. Ketchum 60; 5. Claremore Sequoyah 52; 6. (Tie) Bristow, Oologah 44; 8. Vinita 35; 9. Miami 27; 10. Mannford 14; 11. Collinsville 13; 12. Barnsdall 12; 13. Adair 11; 14. Glenpool; 15. Kellyville 8; 16. Hulbert 7; 17. Prue 6; 18. (Tie) Jay, Morris 5; 20. Skiatook 4; 21. (Tie) Inola, Welch 3; 23. (Tie) Hominy, Commerce 2.

100: 1. Stowe, CS, 12.24; 2. Robertson, Grove, 12.55; 3. Morr, Beggs, 12.78; 4. Faulconer, Vin, 12.82; 5. Hall, Adair, 12.83; 6. McConale, Mor, 12.89.

200: 1. Stowe, CS, 27.15; 2. Yee, Ool, 27.56; 3. Autry, Ketch, 27.61; 4. Wilson, Bris, 29.08; 5. Moore, Beggs, 28.35; 6. Faulconer, Vin, 28.40.



IRISH INVITATIONAL--McGuinness' Michael Enoch took second in the long jump with a leap of 21-4. Photo by Andre Reddington

400: 1. Stowe, CS, 1:00.22; 2. Nutter, Pryor, 1:03.38; 3. Harris, Grove, 1:04.04; 4. Brown, Miami, 1:04.31; 5. Rogers, Mann, 1:04.61; 6. Cawyer, Comm, 1:05.30.

800: 1. Anderson, Pryor, 2:20.70; 2. Fuqua, Beggs, 2:30.39; 3. McCulley, Grove, 2:32.15; 4. Heitfeldt, Mann, 2:35.51; 5. Nuttr, Pryor, 2:35.65; 6. Cawyer, Comm, 2:38.29.

1600: 1. McCulley, Grove, 5:33.58; 2. Anderson, Pryor, 5:40.27; 3. Nutter, Pryor, 5:47.19; 4. Marshall, Glen, 5:49.90; 5. Northcutt, Grove, 5:58.51; 6. Field, Grove, 6:03.22.

3200: 1. Nutter, Pryor, 12:02.99; 2. Anderson, Pryor, 12:21.06; 3. Marshall, Glen, 12:22.91; 4. Field, Grove, 12:27.21; 5. Fuqua, Beggs, 13:03.34; 6. Russell, Adair, 13:32.41.

100H: 1. Robertson, Grove, 16.40; 2. Trent, CS, 17.61; 3. Bots, Hul, 17.67; 4. Mitts, Ski, 17.98; 5. Milburn, Prue, 18.22; 6. Riley, Welch, 18.42.

300H: 1. Baker, Ketch, 49.26; 2. McGuire, Kel, 49.98; 3. Trent, CS, 50.50; 4. Milburn, Prue, 50.77; 5. Harrism Inola, 51.03; 6. Drake, Grove, 51.52.

400 Relay: 1. Beggs, 52.11; 2. Bristow 52.32; 3. Ketchum 52.65; 4. Oologah 53.18; 5. Morris 53.25; 6. Claremore Sequoyah 53.53.

800 Relay: 1. Beggs 1:50.48; 2. Ketchum 1:51.58; 3. Bristow 1:51.62; 3. Grove 1:52.90; 5. Miami 4:27.10; 6. Beggs 4:30.24.

3200 Relay: 1. Pryor 10:14.77; 2. Grove 10:31.76; 3. Collinsville 11:02.82; 4. Adair 11:08.11; 5. Vinita 11:31.71; 6. Claremore Sequoyah 11:33.32.

Shot: 1. Hawkins, Bris, 37-1.5; 2. Elliot, Pryor, 35-7.5; 3. Fisher, Beggs, 34-9; 4. Turner, Jay, 34-0.5; 5. Williams, Hom, 31-8.75; 6. Downing, Jay, 21-2.5.

Discus: 1. Ta. Stand, Miami, 106-1.5; 2. Ti. Stand, Miami, 98-1.5; 3. Teel, Ool, 95-8; 4. McLish, Ool, 94-6.5; 5. Woolman, Pryor, 92-11; 6. Flecher, Inola, 92-10.

Long Jump: 1. Yee, Ool, 15-3; 2. Merritt, Barns, 14-8; 3. Rose, Grove, 14-7; 4. Trent, CS, 14-7; 5. Tilley, Bris, 14-5.5; 6. Dunning, Hulb, 14-2.5.

High Jump: 1. Clayborn, Vin, 5-2; 2. Rogers, Mann, 5-2; 3. Eillis, Ool, 5-3; 4. Merritt, Barns, 5-2; 5. Hollabraugh, Welch, 5-0; 6. Arnold, Miami, 4-10.

Southern Oklahoman Invitational

4/18/98

Boys

TEAM SCORING: 1. Altus 110; 2. Ardmore 91; 3. (Tie) Santa Fe, Moore 85; 5. Duncan 70; 6. Eisenhower 35; 7. Yukon 30; 8. Lawton 20.5; 9. Edmond North 17; 10. Chickasha 16; 11. Lawton MacArthur 13; 12. Lawton Christian 10; 13. Westmoore 4.5; 14. Northeast 2.

100: 1. Smith, Ard, 10.61; 2. Wooten, SF, 10.65; 3. Robinson, Altus, 10.69; 4. Cole, Ard, 10.81; 5. Nance, Chick, 10.82; 6. Black, SF, 10.91.

200: 1. Wooten, SF, 21.56; 2. Robinson, Altus, 21.71; 3. Dillard, SF, 21.83; 4. Nance, Chick, 22.17; 5. Smith, Ard, 22.18; 6. (Tie) Foster, Law; McCormick, Wm, 22.31.

400: 1. Martinez, Mo, 49.63; 2. Dillard, SF, 49.75; 3. Watkins, Yuk, 50.70; 4. Haley, Ard, 50.93; 5. Jones, Mac, 51.19; 6. Tsoign, Mo, 51.29.

800: 1. Martinez, Mo, 1:59.04; 2. Perkins, Law, 2:00.44; 3. Codd, Altus, 2:00.46; 4. Owens, SF, 2:01.44; 5. Noble, Yuk, 2:04.12; 6. Miller, Ard, 2:04.99.

1600: 1. McWatters, Mo, 4:23.45; 2. Lopez, Yuk, 4:40.44; 3. Hart, Mo, 4:41.62; 4. Riazuddin, SF, 4:43.81; 6. Miller, Ard, 4:46.00.

3200: 1. McWatters, Mo, 10:16.35; 2. Hawthorne, Altus, 10:19.47; 3. Broadwater, Law, 10:23.25; 4. Gallaher, Dun, 10:24.85; 5. Caldwell, SF, 10:38.69; 6. Newton, Ike, 10:44.37.

110H: 1. Fields, Altus, 14.42; 2. Haskins, Ike, 14.48; 3. Davidson, Law, 14.40; 4. T. Fields, Altus, 14.98; 5. Mizell, Mac, 15.04; 6. Brack, Dun, 15.06.

300H: 1. Fields, Altus, 38.24; 2. Brack, Dun, 39.15; 3. Downing, Ard, 40.06; 4. Rogers, Wm, 40.88; 5. Mizell, Mac, 41.06; 6. Paolo, Ike, 41.27.

400 Relay: 1. Santa Fe (Wooten, Black, Dillard, Galbrith), 41.99; 2. Altus 42.95; 3. Ardmore 42.96; 4. Duncan 43.05; 5. Chickasha 43.77; 6. Eisenhower 43.81.

1600 Relay: 1. Altus (Raiden, Codd, Fields, Robinson), 3:22.82; 2. Ardmore 3:26.00; 3. Moore 3:27.81; 4. Yukon 3:30.31; 5. MacArthur 3:31.13; 6. Northeast 3:32.43.

3200 Relay: 1. Moore 8:05.48; 2. Altus 8:08; 3. Eisenhower 8:13; 4. Santa Fe 8:24; 5. Yukon 8:24.75; 6. Duncan. Shot: 1. Takawana, Ard, 52-11; 2. Tabor, Ard, 52-8.5; 3. Avriett, Chick, 52-8.5; 4. Benefield, SF, 52-4; 5. Croy, Dun, 50-6; 6. Price, Yuk, 48-8.

Discus: 1. Croy, Dun, 172-10.5; 2. Tabor, Ard, 155-3; 3.



TONKAWA INVITATIONAL--Tonkawa's Soucek won the high jump with a leap of 5-8. Photo by Roger Taylor

Dorian, Dun, 151-10.5; 4. Guild, Alt, 147-9; 5. Humphrey, Ard, 131-11.5; 6. Takawana, Ard, 131-0.

Long Jump: 1. Hepburn, LawChr, 22-6; 2. Kappers, EdN, 21-10.5; 3. McGee, Ard, 21-9; 4. Greer, Dun, 21-8; 5. Lester, Mo, 21-6.5; 6. Cummings, Ike, 21-4.

High Jump: 1. Hardrick, Ike, 6-4; 2. (Tie) Henderson, SF; Greer, Dun, 6-2; 4. (Tie) Lovett, EdN; Ladd, SF, 6-2; 6. Hughes, Mac, 6-0.

Pole Vault: 1. Phillips, Dun, 14-0; 2. Vorpahl, Dun, 14-0; 3. Snyder, EdN, 12-0; 4. Leemaster, Mo, 10-6; 5. Stout, Artus, 10-00; 6. Dalke, Yuk, 9-6.

Girls

TEAM SCORING: 1. Ardmore 140; 2. Edmond North 107; 3. Duncan 91; 4. Northeast 79; 5. MacArthur 52; 6. Santa Fe 48; 7. Moore 33; 8. Eisenhower 25; 9. Westmoore 24; 10. Putnam City North 10; 11. Altus 7.

100: 1. Madden, NE, 12.58; 2. Tabor, Ard, 12.62; 3. Damberville, Ike, 12.79; 4. Evans, Mac, 12.81; 5. Teal, EdN, 12.87; 6. Peterson, Ike, 12.95.

200: 1. Marshall, Ard, 25.66; 2. Peterson, Ike, 26.19; 3. Teal, EdN, 26.21; 4. Evans, Mac, 26.31; 5. Damberville, Ike, 27.13; 6. Martincevic, Mo, 27.25.

400: 1. Wiggins, Dun, 56.69; 2. Peterson, Ike, 59.82; 3. Holman, 1:02.38; 4. Perkins, EdN, 1:03.00; 5. Martincevic, Mo, 1:04.12; 6. Knight, Ard, 1:04.63.

800: 1. Allen, EdN, 2:23.06; 2. Jones, SF, 2:25.51; 3. Hughes, Wm, 2:28.37; 4. Holman, Ard, 2:32.68; 5. Bailey, Dun, 2:34.25; 6. Carney, Altus, 2:35.49.

1600: 1. Herron, Dun, 5:20.96; 2. Jones, SF, 5:28.74; 3. Hughes, Wm, 5:34.82; 4. Henry, Mo, 5:37.94; 5. Suchy, Wm, 5:42.19; 6. Hanson, EdN, 5:43.97.

3200: 1. Herron, Dun, 11:17.37; 2. Henry, Mo, 11:58.17; 3. Suchy, Wm, 12:07.63; 4. Franklin, Wm, 12:07.68; 5. Caleron, SF, 12:14.81; 6. Clinton, EdN, 12:55.67.

100H: 1. Salisbury, EdN, 17.56; 2. Martin, Ard, 17.78; 6. Posey, Dun, 18.56.

300H: 1. Ice, Ard, 50.37; 2. Martin, Ard, 51.12; 3. Sims, EdN, 51.50; 4. Mason, EdN, 54.13; 5. Salisbury, EdN; 55.12; 6. Williams, NE, 55.57.

400 Relay: 1. Ardmore 49.57; 2. Northeast 49.86; 3. MacArthur 51.25; 4. Edmond North 52.69; 5. Santa Fe 53.25; 6. Duncan 53.27.

800 Relay: 1. Northeast (Madden, Porter, James, Jackson), 1:44.93; 2. Ardmore 1:45.74; 3. Edmond North 1:50.13; 4. MacArthur 1:51.96; 5. Santa Fe 1:52.16; 6. Duncan 1:53.31.

1600 Relay: 1. Northeast (Jackson, Edwards, Matten, James), 4:14.18; 2. Ardmore 4:14.52; 3. Edmond North 4:14.62; 4. Duncan 4:17.25; 5. MacArthur 4:23.32.

3200 Relay: 1. Duncan 9:55.02; 2. Edmond North 10:01.56; 3. Santa Fe 10:09.57; 4. Moore 10:10.75; 5. Altus

11:08.00; 6. Ardmore 11:11.00.

Shot: 1. Bennett, Ard, 36-8.5; 2. Woods, EdN, 36-6; 3. Brown, Dun, 16-0; 4. Stevensen, NE, 34-10; 5. Wood, Altus, 34-8; 6. McGee, Ard, 33-9.

Discus: 1. Fitzgerald, PCN, 103-2.75; 2. Stephens, NE, 102-10.75; 3. Carl, Mo, 102-5; 4. Linsey, Mo, 95-10.25; 5. Osman, Ard, 94-5.5; 6. Buben, Dun, 91-2.5.

Long Jump: 1. Arant, Mac, 16-8.5; 2. Marshall, Ard, 16-5; 3. Brown, Dun, 16-0; 4. Knight, Ard, 15-7; 5. Perkins, EdN, 15-2.5; 6. Ennis, EdN, 14-11.5.

High Jump: 1. Arant, Mac, 5-2; 2. Brewer, SF, 5-0; 3. (Tie) Bethany, Dun; Smith, Dun; Ashworth, Dun; Mason, EdN; Willis, SF, 4-6.

Elk City Track Classic

4/24/98

Boys

TEAM SCORING: 1. Eisenhower 113; 2. Altus 101; 3. Elk City 95; 4. Edmond North 31; 5. Canadian (Tex) 30; 6. Garden City (Ks) 26; 7. Sanford-Fitch (Tx) 20; 8. Lone Grove 18; 9. (Tie) Spearman (Tx), Borger (Tx) 16; 11. (Tie) Guymon, Hobart, Hollis 12; 15. Woodward 8; 16. (tie) Panhandle (Tx), Vernon North 6; 18. Clinton 6; 19. Wheeler 1.

100: 1. Jeffers, Ike, 10.61; 2. Werner, Guy, 10.69; 3. Williams, Ike, 10.79; 4. Hines, Clint, 10.94; 5. Paoli, Ike, 11.11; 6. Morina, Borg, 11.39.

200: 1. Jeffers, Ike, 22.06; 2. Landreth, ElkC, 22.15; 3. Blowmart, Borg, 22.46; 4. Williams, Ike, 22.49; 5. Ibarro, Borg, 22.83.

400: 1. Landreth, ElkC, 49.72; 2. Babcock, LG, 50.05; 3. Greene, Borg, 50.63; 4. Farrefr, Can, 52.49; 5. Silvey, Fitch, 52.71; 6. Davis, Ike, 52.85.

800: 1. Cod, Alt, 2:00.95; 2. Dunn, Ike, 2:03.49; 3. Banks, ElkC, 2:05.66; 4. Shaull, Garden, 2:06.15; 5. Banks, Spear, 2:08.87; 6. Ly, Ike, 2:09.30.

1600: 1. Robinson, ElkC, 4:48.32; 2. Hawthorne, Alt, 4:50.31; 3. Wilson, Vern, 4:52.08; 4. Rodreck, Garden, 4:55.80; 5. Leigh, EdN, 5:00.56; 6. Schneberger, ElkC, 5:03.00.

3200: 1. Rodreck, Garden, 10:34.22; 2. Schneberger, ElkC, 10:47.31; 3. Leigh, EdN, 10:52.68; 4. Hawthorne, Alt, 10:54.94; 5. McHone, ElkC, 11:01.09; 6. Banks, Sapar, 11:25.00.

110H: 1. Fields, Alt, 14.27; 2. Maloy, King, 14.32; 3. Haskins, Ike, 14.45; 4. Land, Pan, 14.90; 5. Kim, Garden,

Continued on next page



BRISTOW INVITATIONAL--The boys early in the 1600 run led by Kelleys Ryan Adams. Photo by Roger Taylor

Continued from previous page

14.97; 6. Hillis, Alt, 14.98.

300H: 1. Fields, Alt, 39.18; 2. Maloy, King, 39.61; 3. Bleu, EdN, 40.17; 4. Kim, Garden, 40.71; 5. Ashley, Can, 40.74; 6. Dunnah, Wkeel, 41.38.

400 Relay: 1. Eisenhower 43.40; 2. Borger 43.54; 3. Hobart 43.75; 4. Altus 43.78; 5. Lone Grove 44.21; 6. Cnaadian 44.35.

1600 Relay: 1. Altus 3:23.25; 2. Borger 3:24.57; 3. Eisenhower 3:25.71; 4. Elk City 3:30.41; 5. Canadian 3:31.05; 6. Panhandle 3:35.22.

3200 Relay: 1. Eisenhower 8:31.66; 2. Elk City 8:32.99; 3. Altus 8:45.08; 4. Hollis 9:44.10; 5. Lone Grove 10:09.38.
Shot: 1. Atteberry, ElkC, 53-8; 2. Carr, Can, 49-7; 3. Roberts, Ww, 47-2.5; 4. Gould, Alt, 46-8.5; 5. Forsythe, LG, 45-0; 6. Helvey, EdN, 44.01.5.

Discus: 1. Atteberry, ElkC, 165-3; 2. Gould, Alt, 164-8.25; 3. Vanderburg, Spear, 163-10.75; 4. Townsen, Spear, 162-6; 5. Carr, Can, 158-6.25; 6. Talbott, King, 150-9.5.

Long Jump: 1. Kappers, EdN, 21-9.75; 2. Price, Fitch, 21-1.5; 3. Cumming, Ike, 20-7.5; 4. Culpepper, Hol, 20-2.5; 5. Atkins, Garden, 19-7; 6. Luke, Ike, 19-2.25.

High Jump: 1. Bradley, Borg, 6-6; 2. Price, Fitch, 6-6; 3. Hardrick, Ike, 6-4; 4. Jagels, Garden, 6-4; 5. Satterwhite, Fitch, 6-2; 6. Miller, Spear, 6-2.

Pole Vault: 1. Landreth, ElkC, 13-0; 2. McCasland, Can, 12-6; 3. Snider, EdN, 12-0; 4. Stout, Alt, 11-6; 5. Duncan, Ww, 10-0.

Girls

TEAM SCORING: 1. Sanford-Fitch (Tex) 70; 2. Canadian (Tex) 66; 3. Garden City (Ks) 61; 4. (Tie) Woodward, Hollis 56; 6. Edmond North 51; 7. Panhandle (Tex) 42; 8. Guymon 41; 9. Eisenhower 33; 10. Weatherford 27; 11. Elk City 26; 12. Altus 24; 13. Perryton (Tex) 20; 14. Shamrock (Tex) 16; 15. Wheeler (Tex) 15; 16. Spearman 13; 17. Lone Grove 6; 18. (Tie) Hobart, Higgins (Tex) 1.

100: 1. Mayes, Hol, 12.29; 2. Goodson, Alt, 12.44; 3. Curtis, Guy, 12.51; 4. Mims, LG, 12.55; 5. Colemsn, EdN, 12.56; 6. Kilgore, Hob, 12.85.
200: 1. Peterson, Ike, 26.26; 2. Hayes, Hol, 26.32; 3.

Dudley, Fitch, 26.74; 4. Smith, Hol, 26.83; 5. Curtis, Guy, 27.22.

400: 1. Peterson, Ike, 1:00.45; 2. Francis, Can, 1:01.29; 3. Bynum, Spear, 1:01.69; 4. Russell, Sham, 1:02.42; 5. Shireman, ElkC, 1:02.86; 6. Fowler, Pan, 1:04.54.

800: 1. Shafer, Wea, 2:29.59; 2. Lucero, Guy, 2:31.27; 3. Alvarez, Ike, 2:31.97; 4. Russell, Sham, 2:33.00; 5. Opnin, Spear, 2:33.60; 6. Fowler, Pan, 2:35.68.

1600: 1. Lucero, Guy, 5:44.79; 2. Matthews, Garden, 5:47.51; 3. Alvarez, Ike, 5:50.11; 4. Zamora, Wea, 5:52.16; 5. Zbka, Garden, 5:55.27; 6. Clinton, EdN, 6:06.18.

3200: 1. Lucero, Guy, 12:47.70; 2. Matthews, Garden, 12:53.63; 3. Zbka, Garden, 12:56.11; 4. Clinton, EdN, 13:26.46; 5. Risley, Can, 13:38.62; 6. Maberry, ElkC, 13:43.02.

100H: 1. Verdin, Wheel, 15.87; 2. Whitcomb, Ww, 16.72; 3. Kennedy, Fych, 17.23; 4. Salisbury, EdN, 17.24; 5. Love, Ww, 17.77; 6. Guerrero, EdN, 17.80.

300H: 1. Mills, Fitch, 46.75; 2. Lee, Can, 48.79; 3. Kennedy, Fitch, 49.51; 4. Copeland, Perry, 49.82; 5. Holloway, ElkC, 49.84; 6. Dale, Guy, 50.29.

400 Relay: 1. Edmond North 51.80; 2. Canadian 52.06; 3. Panhandle 52.30; 4. Hollis 52.32; 5. Sanford-Fitch 53.06; 6. Lone Grove 53.61.

800 Relay: 1. Hollis 1:47.83; 2. Sanford-Fitch 1:48.51; 3. Panhandle 1:48.43; 4. Edmond North 1:49.90; 5. Canadian 1:49; 6. Guymon 1:53.46.

1600 Relay: 1. Canadian 4:12.49; 2. Panhandle 4:13.75; 3. Sanford-Fitch 4:18.51; 4. Edmond North 4:21.85; 5. Elk City 4:21.85; 6. Hollis 4:32.90.

3200 Relay: 1. Garden City 10:37.06; 2. Elk City 10:47.91; 3. Weatherford 11:06.27; 4. Altus 11:53.15; 5. Hollis 11:57.77; 6. Woodward 11:58.21.

Shot: 1. Hummer, Perry, 38-11; 2. Stinson, Ww, 37-5; 3. Collins, Garden, 36-4.5; 4. Crystal, Ww, 35-5; 5. Wood, Alt, 35-4; 6. Woods, EdN, 34-10.

Discus: 1. Collins, Garden, 148-3.75; 2. Crystal, Ww, 130-0.25; 3. Hummer, Perry, 126-0.5; 4. Mason, Fitch, 114-10; 5. Stewart, Alt, 114-2.75; 6. Marshall, Wea, 113-4.

Long Jump: 1. McAlester, Ww, 16-4.25; 2. Hill, Can, 16-3.5; 3. McWilliams, Fitch, 16-0; 4. Bowers, Ww, 15-8; 5. Bishoff, EdN, 15-2.25; 6. Whitaker, Pan, 14-10.25.

High Jump: 1. Bowers, Ww, 5-0; 2. Hill, Sham, 5-0; 3.

(Tie) Smith, Spear, Verden, Wheel 4-10; 5. (Tie) Thompson, ElkC; Maloney, Ike, Keller, Garden 4-8.

Forgan Relays

4/7/98

Boys

TEAM SCORING: 1. Boise City 151; 2. Turpin 138; 3. Beaver 64; 4. Texhoma 56; 5. Hooker 43; 6. Laverne 38; 7. Keyes 18; 8. (Tie) Yarbrough, Forgan 16; 10. Balko 9; 11. Gage 4; 12. Shattuck 1.

100: 1. Harlan, Tex, 11.49; 2. Marquez, Hook, 11.56; 3. Ogletree, Tur., 11.78; 4. Holmes, Beav, 11.98; 5. Salazar, Tur., 12.05.

200: 1. Holmes, Beav, 24.16; 2. Headrick, Tur., 24.84; 3. Ogletree, Tur., 24.85; 4. Bell, Tyr, 24.86; 5. Wison, BC, 25.49.

400: 1. Regier, Tur., 52.42; 2. Kinsey, Beav, 52.88; 3. Newman, For, 53.30; 4. Benson, Tur., 53.48; 5. Henry, Beav, 56.65; 6. Esparza, BC, 56.65.

800: 1. Bentley, Lav, 2:06.13; 2. Cain, Tyr, 2:10.55; 3. Headrick, Tur., 2:12.29; 4. Martinez, BC, 2:16.04; 5. Brooks, Beav, 2:17.01; 6. Roseberry, BC, 2:18.36.

1600: 1. Brown, Key, 4:57.56; 2. Hedgewood, BC, 5:03.86; 3. Turyman, BC, 5:03.86; 4. Cunningham, Yar, 5:19.31; 5. Hager, Yar, 5:22.47; 6. Bell, Hook, 5:29.29.

3200: 1. Hegwood, BC, 11:29.49; 2. Cunningham, Yar, 11:42.10; 3. Hill, Balko, 11:51.56; 4. Medjankin, Tur., 11:59.00; 5. Hager, Yar, 12:11.46; 6. Loepf, Beav, 12:31.80.

110H: 1. Huddleston, Tex, 15.59; 2. Kinsey, Turp, 16.40; 3. Roberts, Tur., 17.32; 4. Scheffe, Turp, 17.84; 5. Bombach, Beav, 19.31; 6. Barby, Beav, 20.99.

300H: 1. P. Randolph, BC, 41.93; 2. N. Randolph, BC, 42.16; 3. Huddleston, Tex, 43.14; 4. Bentley, Lav, 43.49; 5. Roberts, Tur., 46.00; 6. Scheffe, Tur., 46.20.

400 Relay: 1. Texhoma 44.61; 2. Boise City 45.05; 3. Hooker 45.31; 4. Turpin 45.41; 5. Beaver 45.63.

1600 Relay: 1. Boise City 3:31.95; 2. Turpin 3:33.36; 3. Hooker 3:38.96; 4. Beaver 3:40.03.

3200 Relay: 1. Turpin 8:59.39; 2. Boise City 8:59.87; 3. Buffalo 9:26.99; 4. Beaver 9:35.14; 5. Hooker 9:43.81; 6. Keyes 9:44.40.

Shot: 1. Swallow, Lav, 54-5.75; 2. Ridehour, Turp, 52-2; 3. Massoni, Tur., 46-0.5; 4. Terrial, Tur., 46-0.5; 5. Yindell, Unknown, 45-2.75; 6. Janson, Tur., 45-0.75.

Discus: 1. Swallow, Lav, 158-1.5; 2. Ridenour, Turp, 146-4; 3. Loder, Beav, 146-1; 4. Stone, Lav, 145-9; 5. Terrel, BC, 133-4; 6. Mason, Turp, 132-3.5.

Long Jump: 1. Newman, For, 20-8.25; 2. Ogletree, Turp, 18-11.75; 3. Adee, BC, 18-9.5; 4. Colvard, Gage, 18-4.5; 5. Howell, Hook, 18-2; 6. Mullins, Balko, 18-0.

High Jump: 1. Roseberry, BC, 6-4; 2. Esparza, BC, 6-2; 3. Brown Key, 6-0; 4. Hidalgo, Turp, 5-10; 5. Mullins, Balko, 5-8; 6. Miller, BC, 5-4.

Pole Vault: 1. Huddleston, Tex, 12-6; 2. Randolph, BC, 12-0; 3. (Tie) Ottinger, BC, Soell, BC, 10-6; 5. Brown, Turp, 8-0.

Girls

TEAM SCORING: 1. Boise City 1844; 7. Hooker 39; 8. Texhoma 14; 9. Forgan 12; 10. Hardesty 8; 11. Tyrone 3; 12. Yarbrough 2.

100: 1. Carson, Tur., 12.88; 2. James, BC, 13.40; 3. McGill, For, 13.70; 4. Venable, Beav, 14.07; 5. Albus, BC, 14.32.

200: 1. Janko, Beav, 28.04; 2. Trejillo, BC, 29.21; 3. Albus, BC, 30.88; 4. Clayton, BC, 31.11; 5. Buss, Buf, 31.33; 6. Robinson, Buf, 32.75.

400: 1. Morris, Buf, 1:02.43; 2. Karber, Balko, 1:05.22; 3. Stout, Tur., 1:05.65; 4. Cunningham, Tex, 1:06.35; 5. Maschmeier, Tur., 1:06.70; 6. Strasia, BC, 1:08.82.

800: 1. Bobeck, BC, 2:36.25; 2. Karber, Balko, 2:39.41; 3. Bentley, Lav, 2:40.56; 4. Harrison, Beav, 2:40.68; 5. German, Buf, 2:43.23; 6. Caldwell, Beav, 2:45.02.

1600: 1. Ogles, BC, 6:06.72; 2. Bentley, Lav, 6:12.06; 3. Hill, Balko, 6:14.60; 4. Hudson, Buf, 6:24.07; 5. Barby, Beav, 6:30.06; 6. Bryant, Turp, 6:30.07.

3200: 1. Ogles, BC, 13:04.60; 2. Prophet, Buf, 13:12.10; 3. Hudson, Buf, 13:21.41; 4. Hill, Balko, 13:56.89; 5. Bryant, Turp, 14:16.35; 6. Gillespie, BC, 14.34.

100H: 1. James, BC, 17.18; 2. Hamilton, Lav, 17.43; 3. McDonald, For, 18.39; 4. Freeman, Lav, 19.78; 5. Glenn, Beav, 20.05; 6. Huxman, Hook, 21.04.

300H: 1. Hamilton, Lav, 49.24; 2. Shane, Buf, 49.34; 3. Schmacher, BC, 53.16; 4. McReynolds, BC, 54.16; 5. Freeman, Lav, 57.05; 6. Terry, Lav, 57.84.

400 Relay: 1. Boise City 52.92; 2. Turpin 53.21; 3. Beaver 54.02; 4. Buffalo 54.35; 5. Laverne 55.16; 6. Hooker 55.35.

800 Relay: 1. Boise City 1:51.69; 2. Buffalo 1:51.81; 3. Turpin 1:52.70; 4. Beaver 1:53.52; 5. Hooker 1:55.76; 6.

Continued on next page

Texhoma 2:02.63.

1600 Relay: 1. Buffalo 4:18.75; 2. Boise City 4:20.32; 3. Beaver 4:28.24; 4. Balko 4:53.25.

3200 Relay: 1. Boise City 10:39.91; 2. Buffalo 10:39.95; 3. Beaver 11:34.34; 4. Texhoma 11:51; 5. Balko 12:24.

Shot: 1. Depuy, Hook, 36-2.5; 2. Gregg, Beav, 33-9; 3. Morris, Balko, 32-6.5; 4. Morrell, Hook, 30-9.75; 5. Fredrick, Turp, 29-2.5; 6. Ukens, Hook, 28-7.

Discus: 1. Gregg, Beav, 123-8; 2. Tooley, BC, 108-10; 3. Depuy, Hook, 93-7.5; 4. Daughtery, Hook, 91-0; 5. Jenkins, Beav, 90-5.5; 6. Fredrick, Turp, 87-7.

Long Jump: 1. Stuit, Turp, 15-6.25; 2. Bentley, Lav, 14-9; 3. Freeman, Lav, 13-2.25; 4. Brewer, Hard, 13-2.5; 5. Forish, Yar, 13-2; 6. Fowler, Hook, 13-1.

High Jump: 1. Trujillo, BC, 4-6; 2. Baker, BC, 4-4; 3. (Tie) Caldwell, Beav; George, Hook 4-2; 5. Brewer, Hard, 4-0; 6. Brown, Hook, 3-10.

Harrah Invite UCO - Edmond

4/21/98

Boys

TEAM SCORING: 1. Weatherford 112; 2. Harrah 86; 3. Anadarko 70; 4. New Kirk 58; 5. Clinton 30; 10. Kingfisher 28; 11. Washington 21; 12. Davis 20; 13. We-woka 17; 14. Bethany 11; 15. Tecumseh 7; 16. Tuttle 6; 17. Jones 5.

100: 1. Davis, Cas, 11.00; 2. Nelson, Wash, 11.16; 3. Baldwin, New, 11.33. **200:** 1. Davis, Cas, 22.02; 2. Cothran, Har, 22.74; 3. Baldwin, New, 22.92. **400:** 1. Sims, Cas, nt; 2. Parker, New, nt; 3. Moore, Ana, nt. **800:** 1. Stever, VA, 2:04.06; 2. Frame, Wea, 2:07.66; 3. Agnew, VA, 2:16.09. **1600:** 1. Carr, Har, 4:39.98; 2. Miller, VA, 4:44.20; 3. Roundface, Ana, 4:48.31. **3200:** 1. Miller, VA, nt; 2. Miles, OCS, nt; 3. May, OCS, nt. **110H:** 1. Maloy, King, 14.62; 2. Bwown, Wea, 15.09; 3. Becker, Sul, 15.20. **300H:** 1. Maloy, King, nt; 2. Barker, Sul, nt; 3. Brown, Wea, nt. **400 Relay:** 1. Clinton, 45.49; 2. Davis 45.66; 3. Sulfur 45.59. **1600 Relay:** 1. Weatherfoed 3:31.01; 2. Harrah 3:34.91; 3. Newkirk 3:35.92. **3200 Relay:** 1. Weatherford 8:30.93; 2. Anadarko 8:39.06; 3. Newkirk 8:40.52. **Shot:** 1. Sims, Wea, 54-4.5; 2. Owens, Sul, 49-0; 3. Allison, Wash, nd. **Discus:** 1. Sims, Wea, nd; 2. Tulbert, King, nd; 3. Longhorn, Tec, nd. **Long Jump:** 1. Roufman, Cas, 20-1; 2. Bensinger, Hah,

20-0.5; 3. Baldwin, New, nd. **High Jump:** 1. Barton, Ana, 6-4; 2. Denmark, Cas, 6-2; 3. Henry, Wew, 6-0. **Pole Vault:** 1. Dennis, VA, 15-0; 2. Strucker, Wea, 10-6; 3. Eccles, Beth, 9-6.

Girls

TEAM SCORING: 1. Marlow 126; 2. Weatherford 106; 3. Casady 94; 4. Jones 80; 5. Velma-Alma 77; 6. Anadarko 38; 7. Tuttle 33; 8. Sulpher 21; 9. Luther 20; 10. Deer Creek 16; 11. Bethany 11; 12. Oklahoma Christian 10; 13. Little Axe 8; 14. Washington 6; 15. Clinton 5; 16. Blackwell 4; 17. Tecumseh 4; 18. Harrah 3; 19. Kingfisher 2.

100: 1. Nichols, Jones, nt; 2. Bruner, Sul, nt; 3. Bedford, Ana, nt. **200:** 1. Holman, OCS, nt; 2. Reneay, Cas, nt; 3. Toumbs, nt. **400:** 1. Statts, Mar, nt; 2. Eisenhower, New, nt; 3. Grammar, Wea, nt. **800:** 1. Statts, Mar, 2:27.53; 2. 5.34; 3. Ferguson, Cas, 5:51.10. **3200:** 1. McCauley, Mar, nt; 2. Fuller, VA, nt; 3. Parekh, Cas, nt. **100H:** 1. Bedford, Ana, 15.80; 2. Lamb, VA, 15.81; 3. Parker, Mar, 16.15. **300H:** 1. Johnston, Jones, nt; 2. Bruner, Sul, nt; 3. Christensen, Wea, nt. **400 Relay:** 1. Jones 51.99; 2. Weatherford 52.66; 3. Casady 52.81. **800 Relay:** 1. Weatherford nt; 2. Marlow nt; 3. Jones nt. **1600 Relay:** 1. Weatherford 4:15.50; 2. Marlow 4:18.69; 3. Jones 4:24.60. **3200 Relay:** 1. Marlow 9:57.99; 2. Velma-Alma 10:08.11; 3. Casady 10:08.25. **Shot:** 1. Chapman, VA, 37-5; 2. Bedford, Ana, 34-0; 3. Marshall, Wea, 32-7. **Discus:** 1. Marshall, Wea, nd; 2. Schafer, Sul, nd; 3. Chapman, VA, nd. **Long Jump:** 1. Harrick, Luth, 18-8; 2. Nichols, Jones, 17-9.5; 3. Eisenhower, New, 17-9. **High Jump:** 1. Harvick, Luth, nh; 2. Freeman, Jones, nh; 3. Demerson, Ana, nh.

Holland Hall Invitational

4/18/98

Boys

TEAM SCORING: Jenks 242; 2. Cleveland 56; 3. Edison 49; 4. Holland Hall 43; 5. Pawnee 42; 6. Inola 33; 7. Tulsa Memorial 15; 8. Metro Christian 1.

100: 1. Beckstrom, Jenks, 11.06; 2. Gray, Jenks, 11.25; 3. Hawkins, Jenks, 11.31; 4. Clark, Ed, 11.56. **200:** 1. Johnston, Jenks, 22.62; 2. Gray, Jenks, 22.91; 3. Carter, Jenks, 23.01; 4. Clark, Ed, 23.09. **400:** 1. Brown, Jenks, 51.95; 2. Murray, Jenks, 52.27; 3. Spencer, HH, 53.0; 4. Chapman, Clev, 54.7. **800:** 1. Spencer, HH, 2:02.02; 2. Hale, Jenks, 2:07.94; 3. Harral, Jenks, 2:09.53.4. Moll, Jenks, 2:09.81. **1600:** 1. Cosby, Jenks, 4:21.3; 2. Boria, unat, 4:32.84; 3. Laughlin, Jenks, 4:46.35; 4. Bennett, HH, 4:49.3. **3200:** 1. Bennett, HH, 10:27.99; 2. Nemcok, Jenks, 10:32.84; 3. Brown, Ed, 10:40.44; 4. Walker, Jenks, 10:48.25. **110H:** 1. Garrison, Jenks, 15.83; 2. Cheatham, Pawn, 15.86; 3. Frazier, Jenks, 16.91; 4. McQuarric, HH, 17.68. **300H:** 1. Lee, Ed, 41.57; 2. Brown, Clev, 43.91; 3. Forthman, Jenks, 44.09; 4. Helling, Inola, 44.87. **400:** 1. Jenks 3:34.49; 2. Bixby 3:44.31; 3. Pawnee 3:44.75; 4. Holland Hall 3:51.67. **3200 Relay:** 1. Jenks 3:28.9; 2. Bixby 8:58.22; 3. Edison 9:11.3; 4. Inola 9:55. **Shot:** 1. Dawson, Bix, 46-4; 2. Elliot, Jenks, 43-6.5; 3. Jackson, Ed, 42-5.5; 4. Grundy, Jenks, 41-4. **Discus:** 1. Davison, Bix, 142-8; 2. Thompson, Clev, 131-1; 3. Elliot, Jenks, 123-0; 4. Hampton, Ed, 119-4. **Long Jump:** (results provided in meters, conversions not reliable) 1. Lawrence, Inola, 21-0; 2. Carter, Jenks, 20-11; 3. Lee, Ed, 20-10; 4. Harris, Jenks, 20-1.25. **High Jump:** 1. Cheatham, Pawn, 6-4; 2. Lawrence, Inola, 6-2; 3. Weaver, Col, 6-0; 4. Harris, Jenks, 5-10. **Pole Vault:** 1. Hassel, Jenks, 14-6; 2. Lawrence, Inola, 14-0; 3. Franks, Pawn, 11-0.

Girls

TEAM SCORING: 1. Jenks 202; 2. Bixby 133; 3. Berry Hill 59; 4. Holland Hall 52; 5. Pawnee 36; 6. Edison 33; 7. Collinsville 19; 8. (Tie) Inola, Metro Christian 8; 10. Cleveland 5. **100:** 1. Nickles, Bix, 12.88; 2. Snyder, Jenks, 1.97; 3. Fulbright, Ed, 13.06; 4. Hall, Ber, 13.25. **200:** 1. Hall, Ber, 27.74; 2. Fields, Ed, 28.16; 3. Manchester, Ber, 28.25; 4. Edwards, Pawn, 28.31. **400:** 1. Collier, Jenks,

59.44; 2. Inman, Bix, 1:05.6; 3. Hare, Pawn, 1:05.9; 4. Bennett, MC, 1:07.9. **800:** 1. Barber, Jenks, 2:21.95; 2. Hare, Pawn, 2:32.81; 3. Vining, Bix, 2:34.0. **1600:** 1. Barber, Jenks, 5:10.4; 2. O'Rourke, Jenks, 5:18.9; 3. Anderson, Pry, 5:42.9; 4. Roberts, HH, 5:54.3. **3200:** 1. Anderson, Pry, 12:05; 2. Scott, Ber, 12:29.9; 3. Roberts, HH, 12:45.8; 4. Smith, Ed, 13:15. **100H:** 1. Cardenas, Jenks, 16.23; 2. Jacobsen, Jenks, 17.30; 3. Cheatham, Pawn, 18.22; 4. Zielinski, Bix, 18.31. **300H:** 1. Waibel, Jenks, 44.1; 2. Snider, Bix, 48.35; 3. Jacobsen, Jenks, 48.44; 4. Harris, Inola, 49.0. **400 Relay:** 1. Jenks 51.34; 2. Bixby 52.37; 3. Berryhill 53.09; 4. Holland Hall 53.78. **800 Relay:** 1. Jenks 1:45.40; 2. Bixby 1:51.22; 3. Edison 1:52.72; 4. Holland Hall 1:54.0. **11. Jenks 10:17; 2. Bixby 10:31; 3. Collinsville 11:00.81. Shot:** 1. Seal, Jenks, 36-3.5; 2. Gordon, Bix, 33-8.5; 3. Hargrove, Bix, 32-4; 4. Fusky, Bix, 30-5. **Discus:** 1. Gordon, Bix, 118-6; 2. Seal, Jenks, 113-0.5; 3. Moon, Jenks, 92-7.5; 4. Hargrove, Bix, 89-10.5. **Long Jump:** (results provided in meters, conversions not reliable) 1. Cardenas, Jenks, 14-10.75; 2. 14-9.75; 3. 14-9.25; 4. 14-9. **High Jump:** 1. Cardenas, Jenks, 5-2; 2. Schraeder, Jenks, 4-10; 3. (Tie) Onderick, HH, Baker, Bix, 4-8.

2A-2 District Hollis

4/21/98

Girls

TEAM SCORING: 1. Hollis 152; 2. Elgin 133; 3. Comanche 95; 4. Frederick 62; 5. Hobart 37; 6. Cache 35.

100: 1. Hayes, Hol, 12.74; 2. Kilgore, Hob, 13.38; 3. Branch, Com, 14.20. **200:** 1. Hayes, Hol, 27.26; 2. Smith, Hol, 27.30; 3. Jacobs, Fred, 29.51. **400:** 1. Ellis, Elg, 1:05.45; 2. Wherry, Fred, 1:07.86; 3. Haynes, Com, 1:1.50. **800:** 1. Estevez, Cache, 2:54.21; 2. Rhodes, Elg, 2:54.25; 3. Moore, Hol, 3:02.13. **1600:** 1. Ingram, Hol, 6:48.70; 2. Denman, Elg, 5:55.47; 3. Krieger, Hob, 7:02.38. **3200:** 1. No results provided. **110H:** 1. Estevez, Cache, 17.90; 2. Wilkerson, Elg, 19.23; 3. Krieger, Hob, 20.60. **300H:** 1. Ingram, Hol, 52.29; 2. Ellis, Elg, 54.28; 3. Estevez, Cache, 54.78. **400 Relay:** 1. Hollis 51.84; 2. Frederick 54.85; 3. Comanche 57.25. **800 Relay:** 1. Hollis 1:49.50; 2. Frederick 1:55.20; 3. Comanche 2:01.62. **1600 Relay:** 1. Hollis 4:37.09; 2. Elgin 5:00.99; 3. Comanche 5:15.12. **3200 Relay:** 1. Hollis 11:47.40; 2. Elgin 11:51.81. **Shot:** 1. Jones, Elg, 29-9.5; 2. Haynes, Com, 26-9.5; 3. Murray, Hob, 26-5. **Discus:** 1. Jones, Elg, 86-8; 2. Mansel, Elg, 83-5; 3. Dyer, Elg, 75-7. **Long Jump:** 1. McDonald, Com, 14-2.25; 2. Deleon, Fred, 13-5.25; 3. Branch, Com, 13-2.5. **High Jump:** 1. Wilkerson, Elg, 5-4; 2. Seely, Com, 4-8; 3. Mansel, Elg, 4-8.

Boys

TEAM SCORING: 1. Elgin 157; 2. Hollis 137; 3. Hobart 89; 4. Frederick 54; 5. Comanche 27; 6. Cache 23.

100: 1. Washington, Hob, 11.05; 2. Johnson, Hob, 11.28; 3. Williams, Fred, 11.49. **200:** 1. Johnson, Hob, 24.12; 2. Holland, Hob, 24.21; 3. Washington, Hob, 25.83. **400:** 1. Perkins, Hol, 55.10; 2. Seibold, Cache, 57.54; 3. Meddors, Elg, 57.50. **800:** 1. Smith, Elg, 2:11.20; 2. Stephens, Elg, 2:12.20; 3. Nevarez, Fred, 2:16.78. **1600:** 1. Smith, Elg, 5:05.05; 2. Stephens, Elg, 5:08.45; 3. Ambrose, Elg, 5:23.16. **3200:** 1. No results provided. **110H:** 1. Taylor, Hol, 16.25; 2. Davis, Hol, 19.56; 3. Culpepper, Hol, 19.69. **300H:** 1. Taylor, Hol, 45.32; 2. Davis, Hol, 48.45; 3. Keeling, Com, 51.83. **400 Relay:** 1. Hobart 44.25; 2. Frederick 44.44; 3. Hollis, 45.88. **1600 Relay:** 1. Hollis 3:42.12; 2. Frederick 3:43.65; 3. Elgin 3:52.84. **3200 Relay:** 1. Elgin 8:55.06; 2. Hollis 9:44.21; 3. Hobart 11:23.12. **Shot:** 1. Hathorn, Hob, 41-2; 2. Newsom, Com, 40-2.5; 3. Newsom, Elg, 39-7.5. **Discus:** 1. Hillary, Elg, 140-3; 2. Smith, Elg, 122-4; 3. McCracken, Elg, 109-2. **Long Jump:** 1. Culpepper, Hol, 19-11.25; 2. Deevers, Elg, 19-3.75; 3. Nevarez, Fred, 18-3.25. **High Jump:** 1. Galarza, Hol, 6-5; 2. Seckman, Elg, 6-2; 3. Davis, Hol, 6-0. **Pole Vault:** 1. No results provided.

Irish Invitational McGuinness

4/25/98

Boys

TEAM SCORING: 1. McGuinness 118.5; 2. Santa Fe 114; 3. Lawton MacArthur 92; 4. Casady 70; 5. Norman 69; 6. Choctaw 63; 7. Star Spencer 42.


100: 1. Dillard, SF, 10.39; 2. Davis, Cas, 10.90; 3. Wilson, SS, 10.94; 4. Enoch, McG, 11.04; 5. Jones, Nor, 11.13; 6. Heatherington, SF, 11.21.

200: 1. Wooten, SF, 21.14; 2. Davis, Cas, 21.99; 3.

Continued on next page



IRISH INVITATIONAL--McGuinness freshman Kelsey Strecker jumped 16-6.5 for second place. Photo by Andre Reddington



ELK CITY INVITATIONAL--Eisenhower makes the last exchange en route to winning the 400 relay. Photo by Roger Taylor

Continued from previous page

Wilson, SS, 22:47; 4. Anderson, SS, 22:69; 5. York, Mac, 22:73; 6. Enoch, McG, 22:83.

400: 1. Simms, Cas, 50:84; 2. Anderson, SS, 51:33; 3. Jones, Mac, 52:25; 4. Amous, McG, 52:32; 5. Bowen, SF, 52:96; 6. Jones, Cas, 53:23.

800: 1. Moses, McG, 2:07:41; 2. Owens, SF, 2:07:88; 3. Orch, McG, 2:08:11; 4. Smith, Nor, 2:08:32; 5. Phillips, Mac, 2:12:39; 6. Pitman, McG, 2:15:08.

1600: 1. Riazuddin, SG, 4:47:18; 2. Lowry, McG, 4:51:17; 3. Hughes, Mac, 4:55:94; 4. O'Malley, Nor, 4:56:20; 6. Hamilton, McG, 5:07:32.

3200: 1. Connolly, McG, 10:41:49; 2. O'Malley, Nor, 10:52:98; 3. West, Nor, 11:02:87; 4. Hamilton, McG, 11:06:65; 5. Caldwell, SF, 11:18:00; 6. Stevens, Nor, 12:22:98.

110H: 1. Hill, SS, 15:45; 2. Mizell, mac, 16:02; 3. Kidd, SF, 19:31; 4. Carr, Cas, 20:32.

300H: 1. Mizell, Mac, 42:89; 2. Bowie, SF, 47:28; 3. Reese, Nor, 48:53; 4. Kidd, SF, 49:36; 5. Corbett, McG, 49:64; 6. Carr, Carr, 50:53.

400 Relay: 1. Santa Fe 42:10; 2. Choctaw 42:71; 3. MacArthur 44:83; 4. Star Spencer 45:13; 5. McGuinness 45:88; 6. Santa Fe 47:95.

1600 Relay: 1. McGuinness 3:31:58; 2. MacArthur 3:33:28; 3. Casady 3:33:52; 4. Norman 3:41:46; 5. Santa Fe 3:41:46; 6. Santa Fe B 4:03:51.

3200 Relay: 1. McGuinness 8:39:05; 2. Santa Fe 8:43:95; 3. MacArthur 8:47:18; 4. Casady 8:47:66.

Shot: 1. Howk, Nor, 58-7; 2. Hayhurst, Choc, 49-11; 3. Gimerson, Nor, 45-3; 4. Canterbery, St. Marks, 44-10; 5. Ward, McG, 44-0; 6. Peck, EdN, 43-9.5.

Discus: 1. Howk, Nor, 148-0.25; 2. Pherigo, Choc, 144-3; 3. Payne, Choc, 133-0; 4. Gimerson, Nor, 128-1; 5. Warehine, Choc, 127-1; 6. Hayhurst, Choc, 123-1.

Long Jump: 1. Johnson, Mac, 21-9.25; 2. Enoch, McG, 21-4; 3. Black, SF, 20-8; 4. Neslony, McG, 20-2.25; 5. Banowitz, Cas, 19-7.25.

High Jump: 1. Denmark, Cas, 6-6; 2. Hughes, Mac, 6-2; 3. Henderson, SF, 6-2; 4. Vernon, Cas, 6-0; 5. Slavonic, McG, 6-0; 6. Elkins, Lindsay, 6-0.

Pole Vault: 1. Westlund, Choc, 13-0; 2. Pyburn, Choc, 12-0; 3. Renfro, Choc, 12-0; 4. Chansolme, McG, 11-0; 5. Dunaway, McG, 11-0; 6. Lawrence, McG, 11-0.

Girls

TEAM SCORING: 1. McGuinness 207; 2. Casady 101.5; 3. MacArthur 68.5; 4. Lindsay 67; 5. Norman 56; 6. McGuinness B 36.

100: 1. Evans, McG, 12.31; 2. Strecker, McG, 12.36; 3. Smith, Lindsay 12.80; 4. Jasper, Mac, 13.14; 5. Allan, Nor, 13.38; 6. Allen, McG, 13.48.

200: 1. Evans, McG, 26.22; 2. Smith, Lindsay, 26.42; 3. Fentem, Lindsay, 27.11; 4. Renean, Cas, 27.13; 5. Evans, Mac, 27.66; 6. Duckworth, Cas, 28.11.

400: 1. Fentem, Lindsay, 1:04.89; 2. Howard, McG, 1:07.23; 3. Benson, McG, 1:07.56; 4. Weir, Cas, 1:09.14; 5. Stuart, Cas, 1:10.09; 6. Gordy, McG, 1:12.94.

800: 1. Jordan, McG, 2:32.92; 2. Hogan, McG, 2:37.64; 3. Penton, Cas, 2:37.96; 4. Wells, McG, 2:41.40; 5. Parech, Cas, 2:42.04; 6. Breathwit, Nor, 2:42.89.

1600: 1. Fresonke, Cas, 5:48.51; 2. Kelly, McG, 5:56.53; 3. Ferguson, Cas, 6:03.26; 4. Traylor, Lindsay, 6:10.87; 5. Wells, McG, 6:26.76; 6. Riddle, Lindsay, 6:29.69.

3200: 1. Jordan, McG, 12:39.93; 2. Baumeister, McG, 13:39.52; 3. Kelly, McG, 13:39.54; 4. Traylor, Lindsay, 13:47.05; 5. Riddle, Lindsay, 14:01.99; 6. Moody, Nor, 14:55.01.

100H: 1. Sexauer, McG, 16.37; 2. Harper, Nor, 16.46; 3. Duckworth, Cas, 17.20; 4. Hoke, McG, 18.16.

300H: 1. Sexauer, McG, 53.10; 2. Penton Cas, 55.0; 3. Harper, Nor, 56.54.

400 Relay: 1. McGuinness 51.72; 2. MacArthur 53.92; 3. McGuinness B 55.49; 4. McGuinness C 58.47.

800 Relay: 1. McGuinness 1:51.24; 2. MacArthur 1:53.04; 3. McGuinness B 1:53.69; 4. McGuinness C 2:07.73.

1600 Relay: 1. MacArthur 4:24.59; 2. Casady 4:30.81; 3. Lindsay 4:40.47; 4. McGuinness 4:45.55.

3200 Relay: 1. McGuinness 10:29.66; 2. Casady 10:32.06; 3. McGuinness B 11:12.71; 4. Lindsay 11:34.65.

Shot: 1. McCarthy, Nor, 36-1; 2. Bryan, Nor, 32-3; 3. Madole, McG, 31-10; 4. Peterson, Cas, 27-11; 5. Denny, EdN, 26-11.5; 6. Fowler, McG, 26-5.5.

Discus: 1. McCarthy, Nor, 95-4; 2. Madole, McG, 93-3.5; 3. Peterson, Cas, 89-11; 4. Denny, EdN, 79-6; 5. Baker, Cas, 78-8.5; 6. Bryan, Nor, 76-6.

Long Jump: 1. Smith, Lindsay, 16-7.2; Strecker, McG, 16-6.5; 2. Weece, Nor, 16-0.5; 4. Garrett, McG, 15-11.25; 5. Cowden, McG, 15-6.25; 6. Baker, Cas, 14-2.75.

High Jump: 1. Word, Cas, 5-2; 2. Woody, Cas, 5-0; 3. McLaughlin, McG, 4-8; 4. Dunaway, McG, 4-8; 5. Van Fleet, Nor, 4-6; 6. McCarthy, Nor, 4-6.

Konawa Tiger Invitational

4/24/98

Boys

TEAM SCORING: 1. Dickson 80; 2. (Tie) Wynnewood, Beggs 70; 4. Stroud 43; 5. Prague 43; 6. Elgin 33; 7. Marietta 30; 8. Tishomingo 29; 9. Lexington 18; 10. Valliant 16; 11. (Tie) Chandler, Kingston 14; 13. (Tie) Heritage Hall, Windsor Hills, Waurika, Davis 13; 17. Fox 9; 18. Henryetta 9; 19. Morris 7; 20. Meeker 6; 21. (Tie) Plainview, Eufaula, Crooked Oak 5; 24. (Tie) Weleeta, Mt. St. Mary 4; 26. Konawa 1.

100: 1. Alexander, Beggs, 10.64; 2. Dilworth, Wind, 10.95; 3. Castle, Waur, 10.96; 4. Woods, Wel, 11.09; 5. Goodlow, CO, 11.17; 6. James, Val, 11.23.

200: 1. Alexander, Beggs, 21.68; 2. Rich, Beggs, 21.82; 3. Castle, Waur, 22.38; 4. Dillworth, Wind, 22.53; 5. Watson, Lex, 22.61; 6. Goodlow, CO, 22.62.

400: 1. Rich, Beggs, 52.27; 2. Johnson, Chan, 53.18; 3. Caraway, Tish, 53.49; 4. Chronister, Davis, 53.83; 5. Welker, HerH, 53.86; 6. Kamm, Mor, 53.97.

800: 1. Martinez, Mar, 2:01.11; 2. Smith, Elgin, 2:01.38; 3. Jernigan, HerH, 2:01.67; 4. Ratcliff, Dic, 2:07.13; 5. Pearman, Stroud, 2:08.43; 6. Hill, Mar, 2:08.74.

1600: 1. Stone, Pra, 4:46.85; 2. Smith, Elgin, 4:53.45; 3. D. Lampkin, Dic, 4:55.29; 4. J. Lampkin, Dic, 4:56.67; 5. Warmack, Plain, 4:57.82; 6. Stephens, Elgin, 4:59.55.

3200: 1. D. Lampkin, Dic; 2. J. Lampkin, Dic; 3. Stone, Pra; 4. O'Cona, MtStM; ; 5. Stephens, Elgin; 6. Conklin, Plain.

400 Relay: 1. Wynnewood 44.39; 2. Beggs 44.98; 3. Lexington 45.66; 4. Davis 45.66; 5. Valliant 45.83; 6. Crooked Oak 46.13.

1600 Relay: 1. Wynnewood 3:33.87; 2. Beggs 3:34.68; 3. Dickson 3:34.88; 4. Henryetta 3:35.94; 5. Chandler

3:37.92; 6. Prague 3:38.14.

3200 Relay: 1. Dickson 8:49.88; 2. Marietta 8:54.09; 3. Stroud 8:58.83; 4. Elgin 8:59.29; 5. Heritage Hall 9:04.46; 6. Chandler 9:15.55.

Shot: 1. Bookout, Stroud, 57-6; 2. Hoover, Stroud, 49-10; 3. Williams, King, 49-4; 4. Whitaker, Wyn, 47-6; 5. Anderson, Plain, 44-10; 6. Wood, Stroud, 43-5.

Discus: 1. Bookout, Stroud, 187-9; 2. Williams, King, 145-5; 3. Hillary, Elgin, 139-3; 4. Seal, Lex, 132-1; 5. Riley, Mar, 127-7; 6. Wood, Stroud, 126-4.

Long Jump: 1. R.E. High, Wyn, 22-7; 2. Rod High, Wyn, 22-3; 3. Hall, Wyn, 20-10; 4. Eford, Euf, 20-9; 5. Kinslow, Pra, 20-8; 6. Palmer, Val, 20-5.

High Jump: 1. Palmer, Val, 6-4; 2. Mixon, Stroud, 6-4; 3. Wimmer, Pra, 6-2; 4. Ripley, Pra, 6-2; 5. Anderson, Mar, 6-0; 6. Watkins, Euf, 6-0.

Pole Vault: 1. Love, Dic, 14-6; 2. Kinslow, Pra, 14-0; 3. Murfin, Stroud, 14-0; 4. Peoples, Dic, 13-6; 5. (Tie) Hill, Pra; Clary, Tish 12-6.

Girls

TEAM SCORING: 1. Plainview 171; 2. Wynnewood 52; 3. Konawa 42; 4. Prague 41; 5. Madill 40; 6. Waurika 38; 7. Beggs 36; 8. Lexington 32; 9. Chandler; 10. Dickson 20; 11. Prue 14; 12. (Tie) Tishomingo, Henryetta 12; 14. Stratford 12; 15. Elgin 11; 16. (Tie) Morris, Depew 10; 18. Marietta 9; 19. (Tie) Stroud, Heritage Hall, Mt. Staint Mary 5; 22. Valliant 2; 23. Hinton 1.

100: 1. Griffin, Waur, 12.38; 2. McConnell, Mor, 12.39; 3. Wedel, Lex, 12.45; 4. Cottrell, Wyn, 12.82; 5. Brown, Plain, 12.87; 6. Brewer, HerH, 13.17.

200: 1. Holmes, Plain, 25.30; 2. Wedal, Lex, 25.87; 3. Woods, Strat, 26.25; 4. Brewer, HerH, 26.37; 5. Gray, Meek, 25.56; 6. Jones, MtStM, 26.78.

400: 1. Gray, Meek, 1:01.54; 2. Wedal, Lex, 1:02.01; 3. Herman, Chan, 1:04.20; 4. Duvall, Pra, 1:04.98; 5. Lampkin, Plain, 1:05.32; 6. Hill, Mar, 1:05.73.

800: 1. Payne, Depew, 2:30.28; 2. Hill, Mar, 2:35.53; 3. Fuqua, Beggs, 2:36.19; 4. Rowe, Strat, 2:38.84; 5. Waller, Plain, 2:40.58; 6. Hodgson, Stroud, 2:43.29.

1600: 1. Hicks, Dic, 5:51.27; 2. Waller, Plain, 5:53.61; 3. Harvey, Plain, 5:55.10; 4. Hodgson, Stroud, 6:03.76; 5. Cox, Plain, 6:04.70; 6. Scribner, Tish, 6:09.72.

3200: 1. Hicks, Dic, 12:50.48; 2. Fuqua, Beggs, 12:51.11; 3. Harvey, Plain, 13:00.43; 4. Kelch, Henry, 13:41.27; 5. Cox, Lex, 13:41.43; 6. Majors, Hint, 13:48.06.

100H: 1. Merritt, Plain, 15.55; 2. Bates, Waur, 16.03; 3. Cross, Chan, 16.68; 4. Milburn, Prue, 16.69; 5. Utley, Tish, 17.21; 6. Cunningham, Plain, 17.81.

300H: 1. Millbuen, Prue, 48.88; 2. Kiser, Madill, 50.44; 3. Cross, Chan, 50.65; 4. Merritt, Plain, 51.69; 5. Cunningham, Plain, 53.04; 6. Ellis, Elgin, 53.18.

400 Relay: 1. Plainview 51.37; 2. Wynnewood 52.04; 3. Beggs 52.38; 4. Lexington 52.81; 5. Waurika 53.17; 6. Morris 53.22.

800 Relay: 1. Plainview 1:49.90; 2. Konawa 1:51.98; 3. Wynnewood 1:52.14; 4. Prague 1:52.97; 5. Beggs 1:54.07; 6. Startford 1:54.23.

1600 Relay: 1. Plainview 4:18.41; 2. Prague 4:19.15; 3. Konawa 4:20.87; 4. Henryetta 4:25.55; 5. Chandler 4:25.81; 6. Beggs 4:26.83.

3200 Relay: 1. Madill 10:37.47; 2. Plainview 10:40.14; 3. Prague 11:05.87; 4. Konawa 11:08.51; 5. Tishomingo 11:20; 6. Valliant 11:38.

Shot: 1. Dotson, Wyn, 42-0; 2. Easterling, Plain, 38-0; 3. Davis, Tish, 35-6; 4. Fisher, Beggs, 35-0; 5. Williamson, Plain, 34-9; 6. Lawrence, Meek, 31-2.

Discus: 1. Dotson, Wyn, 121-10; 2. Vance, Plain, 116-Plain, 86-2; 6. Wisney, Henry, 84-7.

Long Jump: 1. Holbrook, Plain, 16-10; 2. Bates, Waur, 16-3; 3. Kiser, Madill, 16-6.5; 4. Burns, Plain, 16-6; 5. Bloodworth, Plain, 16-3; 6. Greenfield, Chan, 16-2.

High Jump: 1. Wilkerson, Elgin, 5-2; 2. Griffen, Waur, 5-0; 3. Sempter, Kon, 5-0; 4. Burns, Plain, 5-0; 5. Childens, Chan, 4-10; 6. Vasquez, Pra, 4-8.

Clark Bass Invite McAlester

4/18/98

Large Class Boys

TEAM SCORING: 1. Muskogee 183; 2. McAlester 156; 3. Muskogee 6; 4. Durant 48; 5. (Tie) Hugo, Mannford 32; 7. McAlester B 21; 8. Idabel 19; 9. Checotah 16; 9. Ada 9.

100: 1. Johnson, Musk, 11:04; 2. Caldwell, Musk, 11:10; 3. Anderson, Musk, 11:40. **200:** 1. Johnson, Musk, 22.65; 2. Caldwell, Musk, 23.08; 3. Anderson, Musk, 23.46. **400:** 1. Gibbs, Musk, 51.15; 2. Smith, Musk, 51.40; 3. Dembinski, McA, 51.73. **800:** 1. Saul, Musk, 2:02.36; 2. Baucorn, McA, 2:03.74; 3. Austin, Musk, 2:04.24. **1600:** 1. Saul, Musk, 4:34.30; 2. Gillum, Dur, 4:37.83; 3. Baucorn, McA, 4:47.81.

3200: 1. Gillum, Dur, 9:56; 2. Lee, Musk, 10:02; 3. Boydston, Dur, 10:20. **110H:** 1. England, McA, 17.13; 2. Jackson, Musk, 18.97; 3. Duncan, McA, 19.62. **300H:** 1. Schroder, McA, 42.40; 2. England, McA, 43.01; 3. Dorsey, Mannf, 46.04.

400 Relay: 1. Muskogee 43.22; 2. Muskogee B 44.40; 3. McAlester 44.90. **1600 Relay:** 1. Muskogee 3:23.11; 2. McAlester 3:29.21; 3. McAlester B 3:40.97. **3200 Relay:** 1. McAlester 8:15; 2. Muskogee 8:18; 3. Durant 8:50. **Shot:** 1. Major, McA, 46-4.5; 2. Jordan, Hugo, 46-3.5; 3. Burlison, Mannf, 46-1.5. **Discus:** 1. Henson, Pot, 149-6; 2. Francis, pot, 136-9; 3. Davis, Musk, 127-1. **Long Jump:** 1. Gibbs, Musk, 19-10.5; 2. McNac, Musk, 19-9.25; 3. Spring, Chec, 19-2. **High Jump:** 1. Neale, Mus, 6-6; 2. Hill, McA, 6-4; 3. Hearod, McA, 6-4. **Pole Vault:** 1. Rivas, McA, 9-6; 2. Butram, Mannf, 9-6; 3. White, McA, 9-6.

Large Class Girls

TEAM SCORING: 1. McAlester 173; 2. Muskogee 125; 3. Ada 78; 4. Durant 55; 5. Poteau 54; 6. Idabel 43; 7. Byng 23; 8. Hugo 17; 9. Checotah 1.

100: 1. Steele, Pot, 13.04; 2. Robinson, Id, 13.45; 3. Lewis, Musk, 13.57. **200:** 1. Steele, Pot, 27.25; 2. Brossett, Musk, 27.45; 3. Lewis, Musk, 28.51. **400:** 1. K. Thomas, McA, 58.53; 2. M. Thomas, McA, 62.75; 3. Barker, Musk, 62.78. **800:** 1. K. Thomas, McA, 2:23.52; 2. Willis, Dur, 2:27.90; 3. Patrizi, Ada, 2:36.49. **1600:** 1. Willis, Dur, 5:42.67; 2. Patrizi, Ada, 5:56.45; 3. Nave, McA, 5:59.11. **3200:** 1. Willis, Dur, 12:08.77; 2. Nave, McA, 12:39.66; 3. Hermanian, Dur, 12:59.57. **100H:** 1. Bender, Ada, 16.32; 2. McDaniel, Id, 18.21; 3. Carter, Musk, 18.66. **300H:** 1. Bender, Ada, 50.30; 2. Hull, McA, 52.29; 3. McDaniel, Id, 52.61. **400 Relay:** 1. Muskogee 52.60; 2. Poteau 54.40; 3. McAlester 55.34. **800 Relay:** 1. Muskogee 1:51.85; 2. McAlester 1:52.13; 3. Idabel 1:53.21. **1600 Relay:** 1. McAlester 4:10.92; 2. Muskogee 4:16.99. **3200 Relay:** 1. McAlester 10:06; 2. Muskogee 10:27; 3. Durant 10:49. **Shot:** 1. Fisher, Ada, 37-0; 2. Hill, Ada, 32-2; 3. Hightower, Byng, 31-9. **Discus:** 1. Hill, Ada, 110-11; 2. Fisher, Ada, 110-4.25; 3. Piovarchy, Pot, 101-5. **Long Jump:** 1. Lowe, McA, 16-4;

2. Hofman, McA, 15-3.5; 3. Bell, Id, 15-2.75. **High Jump:** 1. Hart, McA, 5-0; 2. Hammond, Pot, 4-6; 3. Hoffman, McA, 4-6.

Small Class Boys

TEAM SCORING: 1. Quinton 81; 2. Vian 73; 3. Quinton 69; 4. Savanna 64; 5. Valliant 60; 6. Talihina 44; 7. Wetumka 27; 8. Hartshorne 22; 9. (Tie) Moyers, Wilburton 18; 11. Oktaha 14; 12. Wewoka 11.

100: 1. Weaver, Sav, 11.32; 2. Ray, Quin, 11.43; 3. James, Val, 11.74; **200:** 1. Ray, Quin, 23.72; 2. Moody, Wilb, 23.94; 3. McMahan, Sav, 24.54. **400:** 1. Griffith, Tal, 54.14; 2. McMahan, Sav, 54.39; 3. Bacon, Oktaha, 54.45. **800:** 1. Spaily, Euf, 2:12.09; 2. England, Moy, 2:12.11; 3. Holder, Moy, 2:17.40. **1600:** 1. Heckle, Vian, 4:51.69; 2. Wilmon, quian, 4:54.32; 3. Blackfish, Sav, 5:10.53. **3200:** 1. Heckel, Vian, 17.09; 3. Fry, Hart, 18.43. **300H:** 1. Blankenship, Quin, 41.51; 2. Johnson, Sav, 45.51; 3. Fry, Hart, 48.37. **400 Relay:** 1. Quinton 45.19; 2. Talihina 46.09; 3. Valliant 46.62. **1600 Relay:** 1. Quinton 3:34.59; 2. Talihina 3:45.63; 3. Valliant 3:48.20. **3200 Relay:** 1. Quinton 8:52.61; 2. Savanna 9:32.61; 3. Eufaula 9:39.85. **Shot:** 1. Rosenberg, Vian, 43-5; 2. Bailey, Euf, 43-0; 3. Hayochee, Wet, 42-9. **Discus:** 1. Rosenberg, Vian, 134-11; 2. Hayochee, Wet, 130-8; 3. Lewis, Hart, 114-3. **Long Jump:** 1. Prince, Val, 20-4.5; 2. Efurst, Euf, 19-11.5; 3. Watkins, Euf, 19-9. **High Jump:** 1. Watkins, Euf, 6-4; 2. Palmer, Val, 6-4; 3. Ginny, Wew, 6-2. **Pole Vault:** 1. Miller, Quin, 12-0; 2. Spence, Vian, 9-0; 3. Malock, Vian, 8-6.

Small Class Girls

(results garbled by FAX)

TEAM SCORING: 1. Savanna 106; 2. Valliant 98; 3. Eufaula 84; 4. Wetumka 78; 5. Talihina 60; 6. Wilburton 59; 7. Vian 22; 8. Westville 12.

100: 1. Wafford, Wilb, 13.11; 2. Unknown; 3. Stevenson, Wet, 14.13. **200:** 1. Hernandez, Tal, 28.34; 2. Wilson, Euf, 28.75; 3. Carr, Wet, 29.42. **400:** 1. Hernandez, Tal, 1:05.23; 2. Cast, Wilb, 1:06.56; 3. Unknown, Sav, nt. **800:** 1. McKaughan, Sav, 2:41.20; 2. Lewis, Euf, 2:44.02; 3. Gal-

braith, Euf, 2:46.62. **1600:** 1. McKaughan, Sav, 6:29.57; 2. Galbraith, Euf, 6:30. **3200:** 1. Rowe, Sav, 15:00.84; 2. Smith, Sav, 16:44. **100H:** 1. Unknown; 2. Woodruff, Wilb, 18.93; 2. Renfrow, Wet, 20.04. **300H:** 1. Rody, Val, 55.03; 2. Mass, Hart, 57.35; 3. Booth, Wilb, 59.58. **400 Relay:** 1. Wetumka 55.27; 2. Wilburton 57.19; 3. Talihina 1:01.22. **800 Relay:** 1. Wetumka 1:55.80; 2. Eufaula 1:57.07; 3. Valliant 1:59.54. **1600 Relay:** 1. Vallian 4:32.25; 2. Talihina 5:05.82. **3200 Relay:** 1. Valliant 11:40.18; 2. Eufaula 12:02.72. **Shot:** unknown. **Discus:** unknown. **Long Jump:** unknown. **High Jump:** unknown.

McAlester Quadrangular

4/23/98

TEAM SCORING: 1. McAlester 102; 2. Broken Bow 74; 3. Idabel 40; 4. Ada 15.

100: 1. Butler, BB, 11.06; 2. Wright, BB, 11.08; 3. Smith, Id, 11.37. **200:** 1. Butler, Bb, 22.88; 2. Short, Bb, 22.89; 3. Anderson, McA, 23.37. **400:** 1. Rhynes, Ada, 51.60; 2. Odom, Ada, 52.50; 3. Wheeler, McA, 52.9. **800:** 1. Dembinski, McA, 2:04.4; 2. Roberts, BB, 2:13.0; 3. Pickering, Id, 2:16.0. **1600:** 1. Schroeder, McA, 5:01.1; 2. Jefferson, McA, 5:03.0; 3. Clark, McA, 5:10.0. **3200:** 1. Jefferson, McA, 11:12.0; 2. Webb, McA, 12:35.0; 3. Sichinava, BB, 13:20. **110H:** 1. Frost, Id, 16.19; 2. Schroeder, McA, 16.60; 3. England, McA, 17.00. **300H:** 1. Schroeder, McA, 41.08; 2. Frost, Id, 44.17; 3. Davis, Bb, 45.10. **400 Relay:** 1. Brok-cAlester 8:22.0. **Shot:** 1. Poindexter, Id, 47-0; 2. Howell, Id, 44-3; 3. Majors, McA, 44-0. **Discus:** 1. Tisho, BB, 134-9; 2. Mai, McA, 130-9; 3. Hodge, Bb, 130-4. **Long Jump:** 1. Crenshaw, BB, 20-5.75; 2. Frost, Id, 19-9.75; 3. Odom, Ada, 19-2.5. **High Jump:** 1. Carter, McA, 6-4; 2. Hill, McA, 6-2; 3. Hearod, McA, 6-0. **Pole Vault:** 1. Ham, McA, 9-0; 2.

Continued on next page



Concentrated Sports Creatine • C-2000
100% Pure Creatine Monohydrate

\$29.00
plus
3.95 S+H

**Introductory
Special Price!!!**

Regular Price 35.00

Elite Athletes Pkg. — \$32.00
(5 or more bottles)

Team Pkg — \$29.00
(20 or more bottles)

- Capsule form easier on stomach lining
- Pharmaceutical grade product
- Concentrated for smaller dosages
- Capsule form for easy traveling
- Proven strength and speed gains
- Stamina and recovery improvements
- Used by many world class athletes
- Quantity / Team discounts available

*One Bottle of C-Power Concentrated
(105 Tablets) is equivalent to
powder brands of 500 grams

1-800-644-6188

FAX: 501-442-6188
Phone Orders Welcome!
VISA / MC / AMEX

C-POWER

We Ship Nationwide!
Free shipping on orders of
\$300 or more.

Championship SSE Products • Box 4501 • Fayetteville, AR 72702

BIO-SPORT™

Phosphate Plus™

Phosphate Complex Plus Folic Acid

Manufactured by BIO-TECH Pharmacal, Fayetteville AR

- Pharmaceutical grade product
- Reduces muscle soreness
- Decreases cramping
- Quicker recovery from workouts
- Reduces muscle strains and pulls
- Decreases Lactic Acid Build-up
- Minimizes heat-related problems
- Enhances absorption of C-Power (sports creatine)


100 Capsules - \$9.95
500 Capsules - \$27.00
3,000 Capsules - \$112.00
6,000 Capsules - \$220.00

1-800-644-6188

FAX: 501-442-6188
Phone Orders Welcome!
VISA / MC / AMEX

We Ship Nationwide!
Free shipping on orders of \$300
or more

Championship SSE Products
Box 4501 • Fayetteville, AR 72702



BRISTOW INVITATIONAL--*Mannford's Kristin Rogers won the high jump with a leap of 5-6. Photo by Roger Taylor*

Continued from previous page

White, McA, 8-6.

Girls

TEAM SCORING: 1. Broken Bow 91; 2. McAlester 85; 3. Ada 25; 4. Idabel 23.

100: 1. Hoffman, McA, 13.17; 2. Matthews, Id, 13.24; 3. Thomas, McA, 13.80. **200:** 1. Burris, BB, 26.40; 2. Hoffman, McA, 28.10; 3. Matthews, Id, 29.15. **400:** 1. K. Thomas, McA, 58.08; 2. M. Thomas, McA, 63.00; 3. Licrone, BB, 69.4. **800:** 1. K. Thomas, McA, 2:22.0; 2. Deann, Bb, 2:35.0; 3. Patrizi, Ada, 2:36.0. **1600:** 1. Hubbard, BB, 5:49.1; 2. Patrizi, Ada, 5:50.4; 3. Smith, McA, 5:55.6. **3200:** 1. Nave, McA, 13:10.3; 2. Winship, BB, 13:14.2. **100H:** 1. No results. **300H:** 1. McDaniel, Id, 51.81; 2. Watson, Bb, 55.5; 3. Bates, BB, 58.08. **400 Relay:** 1. Broken Bow 52.50; 2. McAlester 54.35. **800 Relay:** 1. Broken Bow 1:51.4; 2. McAlester 1:53.9; 3. Idabel 1:57.0. **1600 Relay:** 1. McAlester 4:14.0; 2. Broken Bow 4:36.0. **3200 Relay:** 1. McAlester 10:20; 2. Broken Bow 10:34. **Shot:** 1. Natt, BB, 37-10; 2. Fisher, Ada, 36-2.5; 3. Woods, Bb, 34-4.5. **Discus:** 1. Fisher, Ada, 114-9; 2. Natt, BB, 110-0; 3. Hill, Ada, 109-7. **Long Jump:** 1. Hoffman, McA, 16-1.5; 2. Tree, BB, 14-11.25; 3. Thomas, McA, 14-1. **High Jump:** 1. Hart, McA, 5-3; 2. Jefferson, Bb, 4-10; 3. Sheets, BB, 4-8.

Miami Invitational

4/14/98

3A Boys

TEAM SCORING: 1. Vinita 101; 2. Grove 79; 3. Jay 78; 4. Miami 56; 5. Wagoner 52; 6. Collinsville 44; 7. Sallisaw 37; 8. Carl Junction 35; 9. Stilwell 33; 10. Commerce 28; 11. Galena 22; 12. Stigler 19; 13. Hilldale 3.

100: 1. Aмос, Gr, 11.2; 2. Sterling, Wag, 11.34; 3. Landrum, Vin, 11.57; 4. Hartley, Vin, 11.65; 5. Hopper, Gr, 11.68; 6. Belamy, Gal, 11.7.

200: 1. Aмос, Gr, 23.32; 2. Belamy, Gal, 24.03; 3. Landrum, Vin, 24.1; 4. Morton, Stil, 24.44; 5. Peter, Miami, 24.81; 6. Williams, Stil, 24.88.

400: 1. Aмос, Gr, 51.28; 2. Trimble, Com, 51.52; 3. Pettit, Miami, 52.38; 4. Belamy, Gal, 53.16; 5. Herrman, Col, 53.81; 6. McGuire, Stig, 55.0.

800: 1. Trimble, Com, 2:09.8; 2. Morgan, Vin, 2:07.60; 3. Netherton, Jay, 2:12.40; 4. Engle, Vin, 2:12.60; 5. Morgan, Vin, 2:13.89; 6. Eller, Hil, 2:14.46.

1600: 1. Engle, Vin, 5:06.50; 2. Bovis, Stil, 5:09.46; 3. Pallor, Sal, 5:09.76; 4. Marshall, Gal, 5:09.90; 5. Smith, Vin, 5:20.30; 6. Moss, CJ, 5:22.95.

3200: 1. Urie, Com, 10:35.64; 2. Pallor, Sal, 10:40.50; 3. McKibben, Miami, 10:40.72; 4. Moss, CJ, 10:47.73; 5. Marshall, Gal, 11:27.02; 6. Knight, Stil, 12:05.46.

110H: 1. Short, Gr, 16.71; 2. Netherton, Jay, 16.88; 3.

annon, Wag, 17.13; 4. Norwood, Miami, 17.4; 5. Matney, CJ, 18.41; 6. Cravatt, Wag, 18.46.

300H: 1. Holman, Sal, 40.81; 2. Netherton, Jay, 41.38; 3. Short, Gr, 41.68; 4. McGuire, Stig, 43.28; 5. Norwood, Miami, 44.16; 6. Moore, Vin, 45.47.

400 Relay: 1. Wagoner 44.50; 2. Vinita 46.18; 3. Stilwell 46.2; 4. Jay 46.72; 5. Collinsville 47.53; 6. Hilldale 47.89.

1600 Relay: (no times reported) 1. Jay; 2. Vinita; 3. Collinsville; 4. Miami; 5. Sallisaw; 6. Stigler.

3200 Relay: 1. Vinita 8:58.09; 2. Collinsville 9:17.61; 3. Miami 9:21.11; 4. Stigler 9:21.15; 5. Stilwell 9:24.41; 6. Wagoner 9:30.07.

Shot: 1. Thompson-7.5; 2. Labitier, Miami, 43-3; 3. Luttmeyer, Sal, 42-10.5; 4. Sayahnejad, Vin, 42-5; 5. Bryant, Miami, 41-9; 5. Michlin, Wag, 41-3.

Discus: 1. Honey, CJ, 133-9; 2. Sisson, Gr, 122-5; 3. Bryant, Miami, 120-0; 4. Thompson, CJ, 118-10.5; 5. Sayahnejad, Vin, 113-9; 6. Riggs, Sal, 113-2.

Long Jump: 1. Keel, Jay, 18-8; 2. Roberts, Gr, 18-3; 3. Street, Sala, 18-3; 4. Roberson, Wag, 17-11.5; 5. Hale, Jay, 17-11.5; 6. McCalpine, Stil, 17-9.5.

High Jump: 1. No results reported.

Pole Vault: 1. Hale, Jay, 11-6; 2. Miller, Gr, 11-6; 3. Schreiber, Gr, 11-6; 4. Dudley, CJ, 11-0; 5. Phipps, Gal, 11-0; 6. Hart, Gal, 10-6.

3A Girls

TEAM SCORING: 1. Miami 170; 2. Stigler 100; 3. Vinita 91; 4. Stilwell 65; 5. Collinsville 52; 6. Glenpool 35; 7. Jay 26; 8. Hilldale 24; 9. Carl Junction 10. Galena 12; 11. Wagoner 10.

100: 1. McClain, Stil, 13.11; 2. Faulconer, Vin, 13.46; 3. Jackette, CJ, 13.68; 4. Smith, Stig, 13.57; 5. Ross, Miami, 13.76; 6. Rogers, Miami, 13.82.

200: 1. McClain, Stil, 27.68; 2. Widby, Miami, 28.54; 3. Woodward, Vin, 28.85; 4. Faulconer, Vin, 29.04; 5. Smith, Stig, 29.12; 6. Jackette, CJ, 29.33.

400: 1. Greenmeyer, Stig, 64.09; 2. Brown, Miami, 65.45; 3. Eller, Hil, 67.31; 4. McClain, Stil, 67.46; 5. Summers, Col, 68.05; 6. Chewy, Stil, 68.24.

800: 1. McCoy, Miami, 2:31.80; 2. Jacomb, Stil, 2:40.02; 3. Fords, Col, 2:43.81; 4. Jenkins, Miami, 2:47.88; 5. Mathis, Gal, 2:50.30; 6. Labitier, Stig, 2:52.77.

1600: 1. Mathis, Gal, 6:21.91; 2. Ford, Co, 6:34.62; 3. Jenkins, Miami, 6:39.48; 4. Gooskiss, Glenp, 6:41.62; 5. Johnston, Glenp, 6:43.29; 6. Jacob, Stil, 6:44.25.

3200: 1. Marshall, Glenp, 12:59.08; 2. Gooskiss, Glenp, 14:07.81; 3. Jacomb, Stil, 14:46.70; 4. Fat, Hil, 16:25.42; 5. Inham, Glenp, 15:39.19; 6. Price, Miami, 15:50.57.

100H: 1. Roye, Stig, 17.44; 2. Ollier, Miami, 16.08; 3. Melton, Stig, 18.37; 4. Copper, Jay, 18.64; 5. Eagleton, Stil, 19.96; 6. Clayburn, Vin, 20.22.

300H: 1. Roye, Stig, 50.92; 2. Melton, Stig, 52.27; 3. Collier, Miami, 62.66; 4. Parcell, CJ, 53.34; 5. Wells, Hil, 60.24; 6. Brown, CJ, 60.27.

400 Relay: 1. Miami 52.61; 2. Vinita 53.12; 3. Stigler 55.04; 4. Stilwell 55.72; 5. Jay 58.0; 6. Carl Junction 58.64.

800 Relay: 1. Miami 1:52.11; 2. Vinita 1:54.79; 3. Collinsville 1:55.68; 5. Stigler 1:56.16; 5. Jay 2:03.03.

1600 Relay: 1. Miami 4:27.44; 2. Vinita 4:35.13; 3. Stigler 4:56.67.

3200 Relay: 1. Collinsville 11:26.81; 2. Stigler 11:31.20; 3. Vinita 12:00.53; 4. Miami 12:00; 5. Hilldale 12:33.63.

Shot: 1. Turner, Jay, 32-4; 2. Ferguson, Stig, 31-7; 3. Tf. Stand, Miami, 31-3.5; 4. Brammer, Vin, 30-6; 5. Siefried, Jay, 30-3.6; 6. Tolley, Jay, 29-8.

Discus: 1. Tf. Stand, Miami, 106-8; 2. Ta. Stand, Miami, 99-11; 3. Turner, Jay, 97-5; 4. Emmert, CJ, 67-7; 5. Siefried, Jay, 83-10.6; 6. Herrera, Miami, 80-9.5.

Long Jump: 1. McNack, Wag, 14-8; 2. Wells, Hil, 13-11; 3. Chewy, Stil, 13-10.5; 4. Kruse, Miami, 13-9; 5. Hauffman, Col, 13-2.5; 6. Bailey, Jay, 13-2.

High Jump: 1. Arnold, Miami, 5-4; 2. Clayburn, Vin, 5-2; 3. Tanner, Miami, 5-0; 4. Hauffman, Col, 4-8; 5. Mustain, Miami, 4-6; 6. Johnson, Stigler, 4-0.

2A Boys

TEAM SCORING: 1. Wyandotte 166; 2. (Tie) Warner, Fairland 98; 4. Vian 78; 5. Southwest (Mo) 57; 6. Pocola 28; 9. Ketchum 16; 10. Sperry 12; 11. College Heights 10; 12. White Oak 2.

100: 1. Howard, Wyan, 11.73; 2. Hance, Wyan, 11.78; 3. Burch, Vian, 11.94; 4. Posey, Poc, 11.95; 5. Baldrige, WO, 12.25; 6. Basden, War, 12.26.

200: 1. Hance, Wyan, 23.56; 2. Thomas, War, 24.97; 3. Burch, Vian, 45.38; 4. Moore, War, 25.4; 6. Thomas, Wyan, 26.19; 6. Basden, War, 26.22.

400: 1. Howard, Wyan, 52.41; 2. Elmer, Fair, 54.7; 3. Swimmer, War, 55.57; 4. Arnold, SW, 60.32; 5. Hardy, Wyan, 67.08; 6. Moore, War, 67.08.

800: 1. Wilson, Swm, 2:13.06; 2. Cole, Wyan, 2:15; 3. Trummer, Fair, 2:16.06; 4. Jerrerys, Fair, 2:18.09; 5. Kyle, Ket, 2:21.03; 6. Cauthron, Poc, 2:28.0.

1600: 1. Heckel, Vian, 4:59.16; 2. Kobb, SW, 5:10.16; 3. Micen, Wyan, 5:14.99; 4. Cole, Wyan, 5:21.19; 5. Ball, CH, 5:22.05; 6. Sapp, Washb, 5:24.61.

3200: 1. Heckel, Vian, 10:34.08; 2. Cobb, SW, 11:06.04; 3. Munson, Wyan, 11:22.02; 4. Allenbaugh, CH, 11:30.07; 5. Garner, War, 11:46.07; 6. Collins, SW, 11:55.08.

110H: 1. Worley, Wyan, 15.45; 2. Oats, War, 17.3; 3. Beldal, Sperry, 17.37; 4. Elmer, Fair, 16.093; 5. Keys, SW, 18.08; 6. Foust, Wyan, 20.9.

300H: 1. Worley, Wyan, 42.2; 2. Oats, War, 42.78; 3. Bowers, Fair, 43.94; 4. Seldal, Sperry, 44.02; 5. Elmer, Fair, 46.34; 6. Key, SW, 48.02.

400 Relay: 1. Wyandotte 44.02; 2. Warner 46.73; 3. Fairland 47.07; 4. Vian 49.07; 5. College Heights 50.49.

1600 Relay: 1. No results provided.

3200 Relay: 1. Warner 9:02.09; 2. Southwest 9:07.04; 3. Fairland 9:07.06; 4. Wyandotte 9:22.06; 5. Ketchum 9:52.07.

Shot: 1. S. Adams, Wyan, 49-4; 2. Rosenberg, Vian, 47-1; 3. Forrest, Fair, 47-7; 4. L. Adams, Wyan, 43-8; 5. Luckinbill, Ket, 41-9; 6. Parker, Poc, 41-6.

Discus: 1. Forrest, Fair, 143-5; 2. Rosenberg, Vian, 135-10.5; 3. Weston, War, 118-10; 4. Waxton, Wayn, 113-10.5; 5. Parker, Poc, 112-6; 6. Luckinbill, Ket, 109-10.5.

Long Jump: 1. Poby, Poc, 18-1; 2. Hardy, Wyan, 17-11; 3. Keys, SW, 17-11; 4. Cauthron, Poc, 17-1.5; 5. Tohmure, Fair, 16-9.5; 6. Thomas, War, 16-7.

High Jump: 1. Spencer, Vian, 6-2; 2. Wyrick, Fair, 6-0; 3. Cauthron, Poc, 6-0; 4. Nester, Ket, 6-0; 6. Thomas, Wyan, 6-0; 6. Keys, SW, 5-8.

Pole Vault: 1. Bowers, Fair, 13-0; 2. Smalley, Fair, 11-6; 3. Snider, Wyan, 10-0; 4. Marlow, Wyan, 9-0; 5. McAnally, Way, 9-0.

2A Girls

TEAM SCORING: 1. Warner 161; 2. Ketchum 115; 3. Fairland 100; 4. Southwest (Mo) 69; 5. Sperry 37; 6. Welch 30; 7. (Tie) Kansas, Vain 18; 9. Commerce 16; 10. Pocola 2.

100: 1. Mimms, Fair, 13.06; 2. Madewell, War, 13.09; 3. Fox, War, 13.97; 4. Campbell, Ket, 14.0; 5. Fuller, SW, 14.02; 6. Golf, SW, 14.04.

200: 1. Autry, Ket, 28.49; 2. Mimms, Fair, 29.65; 3. Fuller, SW, 30.22; 4. Glease, War, 30.27; 5. Mendoza, 30.47; 6. Robinson, Sperry, 30.72.

400: 1. Turnbull, War, 62.3; 2. Mimms, Fair, 64.9; 3. Cawyer, Com, 68.04; 4. Briley, Welch, 68.83; 5. McAffery, Wag, 68.91; 6. Hugigns, War, 69.26.

800: 1. Roberts, War, 2:32.46; 2. Glease, War, 2:36.87; 3. Cowyer, Com, 2:38.92; 4. Robbins, Sperry, 2:51.24; 5. Stubblefield, Kan, 2:57.91; 6. D. Williams, Fair, 2:58.02.

1600: 1. Turnbull, War, 5:41.11; 2. Glease, War, 6:22.60; 3. Glass, Kan, 7:00.78; 4. Stubblefield, Kan, 7:10.93; 5. Gilmore, Ket, 7:28.42; 6. Davis, Ket, 7:32.34.

Continued on page 23

Individual Season Leaders By Class

Class B Boys

100

Judd	Tim	11.07	(Ring)
Schuler	Tem	11.10	(VA)
Hepner	Meer	11.37	(Ring)
Conrady	Dru	11.39	(Ring)
Littlefield	Cher	11.41	(Med)
Harlan	Tex	11.49	(For)

200

Gorles	Med	22.43	(Ring)
Littlefield	Cher	23.14	(Med)
Holmes	Bea	23.36	(Guy)
Conrady	Dru	23.40	(Ring)
Ray	Tex	23.79	(Ring)

400

Judd	Tim	51.02	(Per)
Gonzales	Med	51.76	(Med)
Kinsey	Bea	52.13	(Guy)
Pierce	Tim	53.06	(Per)
Newman	For	53.30	(For)
Henry	Bea	53.52	(Guy)

800

Ginn	Hyd	2:01.27	(Ring)
Pierce	Tim	2:05.55	(Per)
Kertien	Gar	2:08.16	(Ring)
Rotirer	Buf	2:08.16	(Ring)
Pelter	Cher	2:08.83	(Ring)
Tookalo	Hyd	2:09.00	(Ana)

1600

Pebeashy	Hyd	4:45.36	(Wat)
Ginn	Hyd	4:56.00	(For)
Brown	Keyes	4:57.56	(For)
Hern	Wak	5:00.79	(Ring)
Hegwood	Bc	5:03.38	(Buf)
Twyman	Bc	5:03.86	(For)

3200

Pebeashy	Hyd	10:16.55	(Wat)
Ginn	Hyd	10:43.00	(Ana)
Brown	Shi	10:56.13	(Ring)
Briley	Ring	11:00.49	(Ring)
Hegwood	BC	11:08.09	(Buf)
S.Hern	Wak	11:11.44	(Ring)

100H

Judd	Tim	15.49	(Ring)
Zachary	Med	15.86	(Ring)
Kinsey	Bea	16.01	(Guy)
Rogers	Med	16.03	(Ring)
Rushing	Fox	16.22	(Plain)
Randolph	BC	16.60	(Buf)

300H

Judd	Tim	39.74	(Med)
Gibson	Cher	40.50	(Ring)
P.Randolph	BC	40.82	(Guy)
N.Randolph	BC	41.55	(Guy)
Zachary	Med	41.69	(Med)
Rushing	Fox	41.70	(Plain)

400 Relay

Texhoma	44.36	(Guy)
Boise City	44.85	(Guy)
Cherokee	45.18	(Med)
Drummond	45.30	(Ring)
Mooreland	45.33	(Ring)
Medford	45.45	(Ring)

1600 Relay

Boise City	3:31.95	(Guy)
Cherokee	3:34.25	(Ring)
Texhoma	3:34.56	(Tur)
Timberlake	3:35.50	(Med)
Beaver	3:36.68	(Guy)
Medfor	3:39.10	(Ring)

3200 Relay

Hydro	8:30.81	(Wat)
Timberlake	8:45.03	(Ring)
Boise City	8:50.25	(Guy)
Cherokee	8:55.31	(Ring)
Buffalo	9:10.77	(Tur)
Beaver	9:19.78	(Guy)

Shot

Seiger	Way	49-6.75	(Med)
McReynolds	PC-h	48-05	(Med)
Poe	Cher	46-4.75	(Med)
Terrell	BC	45-5	(Guy)
Forest	Fair	45-3	(Pry)
Harjochee	Wet	43-2	(wet)

Discus

Forest	Fair	156-4.5	(Ad)
McReynolds	PC-H	149-7	(Med)
Poe	Cher	145-6.5	(Ring)
Allen	Tim	142-2.5	(Ring)
Underwood	Free	134-0	(Ring)
Terrell	BC	133-4	(For)

Long Jump

Scott	Dru	22-5.5	(Ring)
Newman	For	20-9	(Tur)
Fleer	Dru	20-5.5	(Ring)
Drake	Oke	20-5	(Med)
Adee	BC	20-5	(Guy)
Teft	DCLA	20-4.5	(Med)

High Jump

Roseberry	BC	6-6	(Ring)
Sloucek	Tim	6-4	(Ring)
Goss	Cher	6-3	(Med)
Baldwin	CD	6-2	(Ring)
Esparea	BC	6-2	(For)
Brown	Keyes	6-0	(For)
McEachern	Tim	6-0	(Ring)
Fleer	Drum	6-0	(Med)

Pole Vault

Randolf	BC	12-6	(Guy)
Soell	BC	12-6	(Guy)
Huddelston	Tex	12-6	(For)
Bowers	Fair	11-6	(Pry)
Ohingher	BC	10-6	(For)
Green	Med	10-6	(Med)
Burress	PC-H	10-6	(Med)
Schanbacher	Cher	10-6	(Med)

Class B Girls

100

Tyner	Fox	11.35	(VA)
Rushing	Fox	12.51	(VA)
James	BC	12.54	(Guy)
Highfill	Moor	12.69	(Ring)
Buchanan	Dru	12.79	(Ring)
Bentz	Gar	13.34	(Ton)

200

Tyner	Fox	25.61	(Va)
Janko	Bea	26.66	(Guy)
HighFill	Moor	26.97	(Med)
Buchanan	Dru	27.52	(Ring)
Kirby	PC-H	27.75	(Per)
Cunningham	Moor	28.06	(Ring)

400

Morris	Buf	1:01.06	(Guy)
Mimms	Fair	1:04.03	(Van)
Venable	Bea	1:04.7	(BC)
Karber	Balko	1:05.22	(For)
Gray	Can	1:05.43	(Ring)
Cunningham	Tex	1:05.50	(BC)

800

Bcock	BC	2:27.66	(Guy)
-------	----	---------	-------

Gray	Can	2:32.27	(Ring)
Prophet	Buf	2:33.74	(Ring)
Rapp	Wak	2:34.85	(Med)
Guffy	Ring	2:36.50	(Per)
Harrison	Bea	2:38.12	(Guy)

1600

Sweeney	Hyd	5:46.08	(Ring)
Clafin	Ring	5:47.45	(Ring)
Prophet	Buf	5:50.43	(Ring)
Rapp	Wak	5:58.28	(Med)
Ogles	BC	6:06.72	(For)
Stephens	CD	6:10.80	(Med)

3200

Sweeney	Hyd	12:29.45	(Wat)
Clafin	Ring	12:46.74	(Ring)
Becock	BC	12:49.25	(Tur)
Ogles	BC	13:04.60	(For)
Prophet	Buf	13:12.10	(For)
Hudson	Buf	13:14.90	(Guy)

100H

James	BC	16.87	(Guy)
Means	Cher	17.35	(Ring)
Wessels	Cher	17.37	(Ring)
Apperson	PC-H	17.46	(Med)
Overacre	Fair	17.63	(Wya)
Schumaker	BC	17.79	(BC)

300H

Shane	Buf	48.89	(Ring)
Apperson	PC-H	48.93	(Med)
Means	Cher	50.27	(Ring)
Bentz	Gar	50.54	(Ring)
Heidacher	BC	51.65	(BC)
Milbourne	Prue	51.84	(Wya)

Shot

Phillips	Cher	42-8.5	(Ring)
Buck	Cher	42-05	(Med)
Barwick	PC-H	37-2.5	(Med)
Kindred	PC-H	35-8.5	(Ring)
Smiley	Way	34-11.5	(Ring)
Gregg	Bea	34-2	(Tho)

Discus

Greegg	Bea	123-8	(For)
Phillips	Cher	120-10.25	(Ring)
Tooley	BC	108-10	(For)
Bivins	Fair	101-2	(Adair)
Buck	Cher	99-9	(Med)
Janda	Allen	97	(Wei)

Long Jump

Wheeler	Dru	17-2	(Ring)
Kirby	PC-H	17-05	(Ring)
Bentz	Gar	15-9	(Ring)
Spencer	Boley	15-7	(Okm)
Hines	Wet	15-4	(wet)
Bellmon	Way	15-3.5	(Med)

High Jump

Fyle	Moor	5-2	(Med)
Mennem	Med	5-2	(Ring)
Spencer	Fair	5-0	(Wya)
Kelso	PC-H	4-10	(Ring)
Baker	BC	4-10	(BC)
Trajillo	BC	4-8	(BC)
Caldwell	Bea	4-8	(BC)
Garley	Ring	4-8	(Ring)
Bellmon	Way	4-8	(Ring)

400 Relay

Fox	51.90	(VA)
Boise City	52.26	(Guy)
Pond Creek-H	52.83	(Ring)
Buffalo	52.87	(Ring)
Beaver	52.94	(Guy)
Waynoka	53.41	(Ring)

800 Relay

Buffalo	1:50.25	(Guy)
---------	---------	-------

Fox	1:50.67	(Ada)
Boise City	1:51.69	(For)
Pond Creek-H	1:52.22	(Ring)
Beaver	1:53.52	(For)
Waynoka	1:54.92	(Med)

1600 Relay

Buffalo	4:15.49	(Guy)
Pond Creek-H	4:16.20	(Ring)
Boise City	4:16.34	(Guy)
Beaver	4:27.61	(Guy)
Waynoka	4:31.23	(Med)
Cherokee	4:32.81	(Med)

3200 Relay

Buffalo	10:34.12	(Guy)
Boise City	10:37.66	(Guy)
Pond Creek-H	10:51.69	(Ring)
Canadian	11:00.41	(Ring)
Timberlake	11:28.37	(Ring)
Cherokee	11:31.57	(Med)

Class A Boys

100

Osborn	Strat	10.85	(VA)
Martin	Tonk	11.25	(Tonk)
Gray	Wyan	11.28	(Pry)
Castle	Waur	11.39	(VA)
Howard	Wyan	11.64	(Wyan)
Hance	Wyan	11.80	(Wyan)

200

Nease	Thomas	22.84	(Ring)
Hance	Wyan	23.19	(Wyan)
Dicky	Sny	23.71	(Ring)
Bentley	Lav	23.82	(Tur)
Ogletree	Tur	23.88	(Tur)
Castle	Waur	24.13	(VA)

400

Dicky	Sny	51.34	(Ring)
Trimble	Com	51.57	(Wyan)
Regier	Lav	52.66	(Tur)
Bentley	Tur	52.87	(Tur)
Benson	Tur	53.70	(Buf)
Howard	Wyan	53.96	(Pry)

800

Miller	VA	1:59.65	(OU)
Trimble	Com	1:59.75	(Wyan)
Bentley	Lav	2:00.95	(Wat)
Steuer	VA	2:03.4	(Wea)
Brantly	Waur	2:06.17	(VA)
Welch	Wyan	2:07.98	(Pry)

1600

Miller	VA	4:32.4	(Wea)
Welch	Wyan	4:42	(Wyan)
Bliss	Car	4:46	(Wea)
Steuer	VA	4:54	(Wea)
Urie	Com	4:58	(Pry)
Taylor	Quin	5:00	(Spiro)

3200

Miller	Va	9:57	(Sul)
Bliss	Car	10:24	(Wat)
Urie	Com	10:43	(Wyan)
Welch	Wyan	11:14	(Wyan)
Acchoa	Tonk	11:19	(Perry)
Minson	Wyan	11:21	(Wyan)

110H

Blankenship	Quin	15.15	(Spiro)
Worley	Wyan	15.24	(Adair)
Taylor	Hollis	16.25	(Hollis)
Thomas	Walters	16.46	(VA)
Dicky	Sny	16.58	(Ring)
Bilyeu	Tonk	16.99	(Perry)

300H

Worley	Wyan	41.66	(Pry)
--------	------	-------	-------

Individual Season Leaders by Class

Bilyeu	Tonk	42.29	(Cher)
Dunn	Waur	44.56	(VA)
Hernandez	Mang	45.41	(VA)
Dennis	VA	45.52	(VA)
Thomas	Wal	45.82	(VA)

400 Relay

Wyandotte	44.15	(Pry)
Thomas	44.73	(Ring)
Tonkawa	44.92	(Cher)
Turpin	46.07	(Tur)
Pioneer-Pleasant Vale	46.16	(Ring)
Snider	46.58	(Ring)

1600 Relay

Wyandotte	3:34.85	(Wyan)
Thomas	3:35.29	(Ring)
Turpin	3:36.10	(Tur)
Tonkawa	3:36.50	(Perry)
Hollis	3:38.28	(Wea)
Velma-Alma	3:38.80	(VA)

3200 Relay

Velma-Alma	8:25	(OU)
commerce	8:40	(Wyan)
Wyandotte	8:48	(Wyan)
Quinton	8:52	(Spiro)
Thomas	8:53	(Ring)
Waurika	9:06	(VA)

Shot

Swallow	Lav	52-10	(Wat)
Adams	Wyan	50-8	(Adair)
Ridenour	Tur	44-6	(Buf)
Foster	Waur	43-11	(VA)
L. Adams	Wyan	43-1	(Wyan)
Wall	Quapaw	42-11	(Wyan)

Discus

Swallow	Lav	149-1	(Buf)
Ravel	Wyan	141-2	(Pry)
Boden	Thomas	134-11	(Wat)
Ward	Tonk	126-0	(Cher)
Tracey	Waur	124-4	(VA)
Fenton	Va	124-2	(VA)

Long Jump

Nease	Thomas	21-7.5	(Cher)
Culpepper	Hollis	20-10.5	(Wat)
Osborn	Strat	20-9	(VA)
Auld	Tonk	19-11	(Cher)
Clark	Thomas	19-9	(Cher)
Dennis	Va	19-6	(VA)

High Jump

Hilton	Afton	6-0	(Wyan)
Rigg	Afton	5-10	(Wyan)
Dial	Empire	5-8	(VA)
Nelson	Wash	5-8	(VA)

Pole Vault

Dennis	VA	13-1	(UCO)
Box	Mang	13-4	(VA)
Weaver	Afton	12-6	(Wyan)
Swords	Ton	11-6	(Cher)
Martin	Tonk	10-6	(Tonk)
Marlow	Wyan	9-6	(Wyan)

Class A Girls

100

Hays	Hollis	12.15	(Wat)
Griffin	Waur	12.66	(VA)
Bates	Waur	12.68	(VA)
Thompson	PPV	12.77	(Ring)
Carson	Tur	13.31	(Buf)
Nowell	Cres	13.53	(Cush)

200

Carson	Tur	26.13	(Ww)
Thompson	PPV	26.38	(Ring)
Hays	Hollis	26.76	(Wat)

Autry	Ket	27.64	(Vin)
Wood	Strat	27.85	(VA)
Hamar	Thomas	27.95	(Ring)

400

Nease	Thomas	1:02.13	(Wat)
Payne	Depew	1:02.29	(Bris)
McCurry	VA	1:03.16	(OBU)
Snider	VA	1:03.24	(Wea)
Bentley	Lav	1:04.11	(Wat)
Mannering	Thomas	1:04.24	(Ring)

800

McCurry	VA	2:21.4	(Wea)
Nease	Thomas	2:24.98	(Wea)
Hornbuckle	Tonk	2:25.98	(Med)
Roberts	Quin	2:27.5	(Spiro)
Peterson	Heald	2:33.3	(VA)
Snider	Va	2:34.6	(Mar)

1600

McCurry	VA	5:25	(UCO)
Peterson	Heald	5:46	(OU)
Sharpe	Car	5:47	(Wea)
Fuller	Va	5:59	(UCO)
Payne	Depew	6:12	(Cush)
Horn	VA	6:12	(Wea)

3200

Sharpe	Car	12:34	(Wea)
Roberts	Quin	12:41	(Spiro)
Fuller	VA	12:38	(Sul)
Barby	Lav	13:02	(Wat)
Horn	VA	13:12	(OU)
Rowe	Strat	13:23	(VA)

100H

Lamb, VA	15.76	(VA)
Darter	Va	15.95 (Waur)
Nowell	Cres	16.18 (Wat)
Ontiveros	Cres	16.71 (Cush)
Dent	Wal	17.19 (VA)
Hamilton	Lav	17.26 (Wat)

300H

Lamb	VA	48.48	(OU)
Hamilton	Lav	48.66	(Wat)
Villelreal	Wal	49.66	(Mays)
Baker	Ket	50.25	(Pry)
Alday	Wyan	51.1	(Pry)
Smith	Cres	51.08	(Wat)

400 Relay

Hollis	51.87	(Wat)
Ketchum	53.3	(Pry)
Waurika	53.46	(VA)
Turpin	53.49	(Tur)
Stratford	53.68	(VA)
Crescent	54.78	(Cush)

800 Relay

Hollis	1:47.9	(ElkC)
Ketchum	1:52.6	(Pry)
Stratford	1:53.6	(Ring)
Thomas	1:55.6	(Ring)
Crescent	1:56.71	(Cush)

1600 Relay

Thomas	4:14.76	(Wat)
Ketchum	4:15.82	(Pry)
Velma-Alma	4:16.72	(Wsea)
Hollis	4:28.0	(Wea)
Wyandotte	4:36.0	(Wea)
Stratford	4:37.0	(VA)

3200 Relay

Velma-Alma	10:08	(UCO)
Thomas	10:19	(Wat)
Laveme	10:29	(Wat)
Okl. Christian	11:12	(Cush)
Depew	11:31	(Cush)
Wyandotte	11:37	(Wyan)

Shot

Stevenson	Cres	39-6	(Med)
Chapman	VA	37-10	(Waur)
Depuy	Hooker	36-10	(Cher)
Burnside	Com	32-4.5	(Wyan)
Scott	Qua	32-4	(Wyan)
Rubrecht	VA	30-7	(UCO)

Discus

Stevenson	Cres	122-4	(Cush)
Chapman	Va	99-9	(Wea)
Bagley	Cres	97-3	(Chan)
Airington	Va	94-11	(VA)
Rubrecht	VA	92-9	(Wea)
Mowery	Com	89-9	(Wyan)

Long Jump

Harvick	Luther	18-8.5	(UCO)
Griffin	Waur	16-7	(VA)
Hamar	Thomas	16-1.5	(Wat)
Allen	Thomas	15-1	(Ring)
Stout	Tur	14-6	(Buf)
Ritter	Waur	14-7	(VA)

High Jump

Harvick	Luther	5-2	(Cush)
Smith	Cres	5-2	(Med)
White	Tonk	5-0	(Med)
Merritt	Barn	5-0	(Wyan)
Griffin	Waur	5-0	(VA)

Class 2A Boys

100

Crenshaw	Chel	10.26	(Cat)
Alexander	Beggs	10.41	(Chan)
Hamilton	Mill	10.52	(Chan)
Weaver	Sav	10.73	(Wilb)
Hartfield	Wat	10.84	(Chan)
High	Wyn	10.96	(OBU)

200

Alexander	Beggs	21.68	(Kon)
Rich	Beggs	21.82	(Kon)
Crenshaw	Chel	22.04	(Chel)
Watson	Lex	22.54	(OBU)
Field	Chel	22.68	(Chel)
Thompson	War	22.71	(Pot)

400

Littlejohn	Alva	50.75	(Wat)
Rich	Beggs	51.05	(Okm)
Parker	Newk	51.07	(Cat)
Richardson	Wat	51.56	(Wat)
Johnson	Chan	51.91	(CHall)
Jernigan	HerH	52.09	(Beth)

800

D. Lampkin	Dic	1:59.46	(Plain)
McNair	CV	2:00.00	(Jenks)
Salas	Mari	2:01.11	(Kon)
Smith	Elg	2:01.38	(Kon)
Jernigan	HerH	2:01.67	(Kon)
McMurphy	Alva	2:02.07	(Wat)

1600

DiMauro	VC	4:25.20	(CHall)
McNair	CV	4:33.00	(Adair)
Bickerstaff	Alva	4:38.43	(Med)
Coleman	Wat	4:39.40	(Wat)
Stone	Pra	4:40.99	(Cush)
D. Lampkin	Dic	4:42.37	(OBU)

3200

DiMauro	VC	9:48.00	(Adair)
McNair	CV	10:01.79	(Cat)
Stone	Pra	10:02.00	(Sul)
D. Lampkin	Dic	10:07.20	(Plain)
Bickerstaff	Alva	10:12.57	(Wat)
Heckel	Vian	10:20	(Wilb)

110H

Mixon	Str	14.42	(Kon)
Hatfield	Tish	14.44	(Kon)
Roach	Wat	14.62	(Wat)
Ripley	Pra	15.01	(OBU)
Cheatham	Pawn	15.17	(Cat)
Jacks	Wat	15.18	(Wat)

300H

Roach	Wat	39.84	(Chan)
Hatfield	Tish	40.67	(Plain)
Ripley	Pra	41.29	(Wat)
Owen	Chel	41.86	(Chan)
Vasquez	Fairv	42.34	(Wat)
Owens	Meek	42.38	(Chan)

400 Relay

Wynnewood	43.50	(PV)
Watonga	43.57	(Chan)
Chelsea	44.07	(Ool)
Frederick	44.10	(VA)
Millwood	44.19	(Chan)
Hobart	44.38	(Wat)

1600 Relay

Watonga	3:32.08	(Wat)
Wynnewood	3:33.87	(Kon)
Prague	3:34.40	(PV)
Dickson	3:34.48	(Plain)
Chandler	3:34.60	(CHall)
Beggs	3:34.68	(Kon)

3200 Relay

Watonga	8:25.13	(Wat)
Dickson	8:27.82	(Plain)
Alva	8:33.00	(Ww)
Stroud	8:44.00	(CHall)
Prague	8:45.00	(Fairv)
Newkirk	8:46.27	(Med)

Shot

Bookout	Str	60-5	(Cush)
Hoover	Str	55-3	(Kon)
Reynolds	Hom	50-6	(Hom)
Forrester	Beth	50-5.5	(Mays)
Williams	Kings	49-4	(Kon)
Williams	CV	48-7.5	(Cat)

Discus

Bookout	Str	192-9.5	(Chan)
Little	Adair	155-0	(Pry)
Williams	Kings	152-7	(Plain)
Cooper	Wat	145-1	(Med)
Hillary	Elg	139-3	(Kon)
Piccirillo	Wat	139-2	(Fairv)

Long Jump

RegHigh	Wyn	23-2.5	(PV)
RodHigh	Wyn	22-10	(PV)
Lawrence	Inola	21-4.5	(Clar)
Hall	Wynn	20-10	(Kon)
Eford	Euf	20-9	(Kon)
Kinslow	Pra	20-8	(Kon)

High Jump

Ripley	Pra	6-8	(OBU)
Palmer	Val	6-7	(Wilb)
Wimmer	Pra	6-6	(Cat)
Cheatham	Pawn	6-6	(Cat)
Smith	Pocola	6-5	(Wilb)

Pole Vault

McMinn	Wat	14-6	(Chan)
Love	Dic	14-6	(Kon)
Lawrence	Inola	14-0	(HolH)
Kinslow	Pra	14-0	(Kon)
Murfin	Str	14-0	(Kon)
Peoples	Dick	13-6	(Kon)

Individual Season Leaders by Class

Class 2A Girls

100

Nichols	Jones	12.22	(Chan)
Hermann	Chan	12.36	(Cush)
McConnell	Morris	12.39	(Kon)
Wedel	Lex	12.45	(Kon)
Brewer	HerH	12.52	(OBU)
Wafford	Wilb	12.68	(Pot)

200

Holmes	Plain	25.30	(Kon)
Wedel	Lex	25.87	(Kon)
Wafford	Wilb	26.07	(Stig)
Brewer	HerH	26.37	(Kon)
Gray	Meek	26.56	(Kon)
Hall	Adair	26.64	(Chel)

400

Wedel	Lex	59.28	(OBU)
Gray	Meek	1:01.17	(OBU)
Lampkin	Plain	1:01.59	(OU)
Hermann	Chan	1:01.85	(OBU)
Turnbull	War	1:02.30	(Miami)
Ward	Hen	62.64	(Med)

800

Turnbull	War	2:20.32	(Wilb)
Il	Chis	2:26.11	(Med)
Metscher	Plain	2:29.59	(OU)
Waller	Beggs	2:30.39	(CSeq)
Fuqua	War	2:32.46	(Miami)
Roberts	Jones	2:33.80	(Bris)

1600

Turnbull	War	5:22.33	(Spiro)
Hicks	Dic	5:51.27	(Kon)
Metscher	Chis	5:52.27	(Med)
Waller	Plain	5:53.61	(Kon)
Voss	Chis	5:53.71	(Perry)
Harvey	Plain	5:55.10	(Kon)

3200

Turnbull	War	5:22.53	(Adair)
Hicks	Dic	12:27.00	(OBU)
Harvey	Plain	12:35.60	(Sul)
Gleese	War	12:45.10	(Spiro)
Fuqua	Beggs	12:49.34	(Vin)
Roberts	HerH	13:09.12	(Chan)

100H

Merritt	Plain	15.66	(Kon)
Johnston	Jones	16.33	(OBU)
Cross	Chan	16.40	(OBU)
Davis	Heav	16.47	(Stig)
Collins	CV	16.63	(Chan)
Roper	PT	17.19	(Chan)

300H

Fox	War	47.36	(Stig)
Johnston	Jones	49.13	(OBU)
George	Plain	49.63	(OU)
Ward	Hen	50.14	(Med)
Kiser	Mad	50.44	(Kon)
Cross	Chan	50.65	(Kon)

400 Relay

Plainview	51.57	(Kon)
Watonga	51.93	(Wat)
Jones	51.99	(Har)
Wynnewood	52.04	(Kon)
Beggs	52.11	(CSeq)
Chandler	52.12	(OBU)

800 Relay

Plainview	1:48.38	(Plain)
Watonga	1:49.56	(Wat)
Hennessey	1:50.25	(Wat)
Warner	1:50.39	(Spiro)
Beggs	1:50.48	(CSeq)

Wynnewood 1:51.9 (PV)

1600 Relay

Plainview	4:12.28	(OU)
Warner	4:15.76	(Spiro)
Madill	4:16.63	(Wat)
Chandler	4:17.00	(Chan)
Konawa	4:17.38	(Wilb)
Prague	4:17.65	(OBU)

3200 Relay

Chisholm	10:00.05	(Wat)
Warner	10:11.43	(Stig)
Plainview	10:22.00	(OU)
Madill	10:32.84	(Wat)
Konawa	10:46.76	(Wilb)
Watonga	10:57.12	(Chan)

Shot

Dotson	Wyn	42-0.5	(Kon)
Easterling	Plain	40-1	(VA)
Williamson	Plain	36-2	(VA)
Davis	Tish	35-6	(Kon)
Fisher	Beggs	35-0	(Kon)
Lawrence	Meek	33-9	(Chan)

Discus

Dotson	Wyn	129-8	(Waur)
Vance	Plain	126-8	(Plain)
Drew	Vian	118-8	(Miami)
Rice	PT	109-0	(Cush)
Robinson	HerH	105-11	(Chan)
Jones	Elg	103-6	(VA)

Long Jump

Nichols	Jones	17-9.5	(Har)
Eisenhauer	Newk	17-9	(Har)
Holbrook Plain	16-10	(Kon)	
Kiser	Mad	16-9.5	(VA)
Higgins	Hom	16-7.5	(Hom)
R. Burns	Plain	16-6	(Kon)

High Jump

Keeney	Alva	5-4	(Med)
Wilkinson	Elg	5-4	(Hol)
Hain	Alva	5-2	(Perry)
Bukenhofer	Heav	5-2	(Wilb)
Childers	Chan	5-2	(OBU)
Vasquez	Prag	5-2	(Chan)

Class 3A Boys

100

L. Johnson	Okm	10.39	(Cat)
Howell	SS	10.43	(OBU)
Steele	Spiro	10.57	(Pot)
Cook	Cush	10.59	(Cat)
Werner	Guy	101.68	(Guy)
Mathias	Ool	10.71	(CSeq)

200

Howell	SS	21.40	(OBU)
T. Johnson	Okm	21.68	(Cat)
Cook	Cush	21.96	(Cat)
Cross	Okm	21.99	(Cat)
Thompson	Bris	22.00	(Cat)
Landreth	ElkC	22.15	(MWC)

400

Landreth	ElkC	49.10	(Wat)
Johnson	Spiro	49.33	(Bris)
Babcock	LG	50.05	(ElkC)
Amos	Grove	50.54	(CSeq)
Munnford	ElkC	50.63	(OU)
Johnson	Okm	50.92	(Okm)

800

Caldwell	PV	2:00.86	(Plain)
Williams	Wea	2:00.95	(Wat)
Rogers	Pawh	2:01.14	(Cat)
Banks	ElkC	2:01.58	(Wat)

Netherton Moses Jay 2:01.92 (Cat)
McG 2:02.03 (Chan)

1600

Connolly	McG	4:31.85	(OBU)
Carr	Har	3:36.00	(Bris)
Caldwell	FG	4:37.86	(Ool)
Lowry	McG	4:40.70	(UCO)
Robinson	ElkC	4:41.21	(Wat)
Kelly	Bris	4:41.62	(Dew)

3200

Connolly	McG	9:33.13	(Plain)
Kelly	Bris	10:06.36	(Bris)
Lowry	McG	10:18.76	(OBU)
Caldwell	FG	10:08.91	(Spiro)
Ennis	LA	10:24.58	(OU)
Schneberger	ElkC	10:28.02	(OU)

110H

Maloy	Kingf	14.32	(ElkC)
Steele	Spiro	14.80	(Spiro)
Easterwood	Mar	14.95	(Wat)
Short	Grove	15.07	(Chan)
Johnson	Okm	15.07	(Chan)
Brown	Wea	15.09	(Har)

300H

Steele	Spiro	39.42	(Spiro)
Maloy	Kingf	39.51	(OU)
Hallman	Sal	40.17	(Pry)
Boyles	Mar	40.61	(Wat)
Silas	Cush	41.0	(OBU)
Netherton	Jay	41.20	(CSeq)

400 Relay

Okmulgee	42.51	(Spiro)
Spiro	42.81	(Spiro)
Cushing	43.06	(Cat)
Broken Bow	43.54	(Pot)
Star Spencer	43.54	(PutC)
Harrah	44.15	(Cush)

1600 Relay

McGuinness	3:25.10	(Moore)
Elk City	3:25.86	(OU)
Weatherford	3:27.46	(Wat)
Cushing	3:29.00	(Chan)
Okmulgee	3:29.89	(Cush)
Spiro	3:29.89	(Spiro)

3200 Relay

Elk City	8:09.24	(Wat)
Weatherford	8:11.35	(Wat)
McGuinness	8:14.10	(Moore)
Cushing	8:27.07	(Chan)
Anadarko	8:28.95	(Wat)
Marlow	8:31.54	(Wat)

Shot

Atteberry	ElkC	59-3	(McG)
Simms	Wea	56-8	(OU)
Mitchell	Ool	53-6.5	(Tulsa)
Page	Pur	53-5	(PV)
Snider	Cush	49-3.5	(Cush)
Owens	Sul	50-0.25	(PV)

Discus

Atteberry	ElkC	172-2	(Fairv)
Simms	Wea	154-3	(Fairv)
Snider	Cush	152-2	(Chan)
Talbot	Kingf	150-9.5	(ElkC)
Tisho	BB	145-10	(Ada)
Henson	Pot	145-09	(Pot)

Long Jump

Enoch	McG	22-2	(McG)
Crenshaw	BB	22-1	(Stig)
Neslony	McG	21-9	(Chan)
Swift	Mannf	21-6.5	(Tulsa)
Coe	McG	21-2	(Chan)
Dean	Okm	21-1.25	(Cat)

High Jump

Barton	Ana	6-8	(Ana)
Weaver	Coll	6-7	(Vin)
Johnson	Okm	6-7	(UCO)
Cook	Cush	6-4	(Chan)
Slavonic	McG	6-4	(Chan)
Thomas	BB	6-4	(Stig)
Easterwood	Mar	6-4	(Wat)

Pole Vault

Landreth	ElkC	13-0	(ElkC)
Miller	Grove	12-4	(Cat)
Dunaway	McG	11-6	(McG)
Holm	McG	11:06	(Chan)
Hale	Jay	11-6	(Cat)
Sreiber	Grove	11-6	(Miami)

Class 3A Girls

100

Stowe	CSeq	12.15	(Cat)
Hall	Cow	12.25	(Cat)
Stecker	McG	12.36	(McG)
Curtis	Guy	12.50	(Guy)
Mims	LG	12.55	(ElkC)
Robertson	Grove	12.55	(CSeq)

200

Stowe	Cseq	25.35	(Cat)
Hall	Cow	25.4	(Cat)
Cravens	Sem	25.68	(Stig)
Steele	Pot	26.19	(Stig)
Curtis	Guy	26.19	(Ww)
Burris	BB	26.33	(Stig)

400

Stowe	Cseq	1:00.22	(Cseq)
Greenmeyer	Stig	1:02.01	(Stig)
Statts	Mar	1:02.38	(Wat)
Shireman	ElkC	1:02.7	(Wat)
Grammar	Wea	1:02.89	(OU)
Justus	PV	1:02.9	(Plain)

800

Jordan	McG	2:22.54	(Wea)
Statts	Mar	2:22.79	(Wat)
Lucero	Guy	2:25.43	(Guy)
Sharki	EDC	2:26.18	(Wea)
Shaffer	Wea	2:27.77	(OU)
McCulley	Grove	2:31.25	(OBU)

1600

Jordan	McG	5:07.18	(Plain)
McCauley	Mar	5:33.54	(Wat)
McCulley	Grove	5:33.58	(CSeq)
Sharki	EDC	5:39.5	(Wea)
Hinds	Mar	5:40.0	(Wea)
Baumeister	McG	5:43.14	(Wea)

3200

Jordan	McG	10:56.39	(UCO)
McCauley	Mar	12:01.10	(Wat)
M. Kelly	McG	12:08.84	(Plain)
McCulley	Grove	12:10.47	(Vin)
Morford	LA	12:12.17	(Beth)
Baumeister	McG	12:20.07	(Wea)

100H

Robertson	Grove	15.22	(Cat)
Bedford	Ana	15.57	(Wat)
Lyons	Okm	15.69	(Chan)
Parker	Mar	16.15	(Har)
Roye	Stig	16.22	(Stig)
Sexauer	McG	16.37	(McG)

300H

Robertson	Grove	45.84	(Sap)
Roye	Stig	48.63	(Spiro)
Trent	Cseq	48.98	(Clar)
Drake	Grove	49.11	(Cat)

Individual Season Leaders by Class

Parker	Mar	49.32	(OU)
L. Christensen	Wea	49.45	(Wat)

400 Relay

McGuinness	50.8	(Plain)
Sallisaw	51.39	(Clar)
Spiro	51.76	(Spiro)
Okmulgee	51.95	(Spiro)
Purcell	52.1	(Plain)
Seminole	52.2	(Stig)

800 Relay

Sallisaw	1:48.77	(Spiro)
McGuinness	1:49.80	(Plain)
Weatherford	1:50.29	(Wat)
Spiro	1:50.31	(Spiro)
Seminole	1:50.75	(PV)
Purcell	1:50.86	(Plain)

1600 Relay

Sallisaw	4:09.27	(Clar)
Marlow	4:14.01	(OU)
Weatherford	4:15.50	(Har)
Grove	4:16.68	(Cseq)
Purcell	4:17.03	(Plain)
Claremore Sequoyah	4:17.03	(Dew)

3200 Relay

Marlow	9:57.99	(Har)
McGuinness	10:02.28	(Plain)
Grove	10:05.33	(Sap)
Elk City	10:16.78	(Wat)
Little Axe	10:28.67	(McG)
Broken Bow	10:34.00	(McA)

Shot

Hawkins	Bris	38-6	(Cat)
Natt	BB	38-5	(Stig)
Gray	Pawh	36-6	(Dew)
Jones	PV	36-0	(PV)
Marshall	Wea	35-5	(McG)
McBurl	Pawh	34-10	(Cat)

Discus

McBurl	Pawh	126-5	(Clar)
Marshall	Wea	117-3	(Altus)
Shaffer	Sul	115-1.5	(Tec)
Jones	PV	111-2	(PV)
Stand	Miami	110-4	(Dew)
Natt	BB	110-2	(Ada)

Long Jump

Strecker	McG	17-4.25	(Moore)
Ellenburg	Cseq	16-8.25	(UCO)
Dunaway	Pur	16-6.25	(OBU)
Garrett	McG	16-5	(Chan)
Cowden	McG	16-4.75	(Chan)
Yee	Ool	16-3	(Cat)

High Jump

Clayborn	Vin	5-6	(Vin)
Rogers	Mannf	5-6	(Bris)
Dunaway	Pur	5-4	(Kon)
Clark	Col	5-4	(Vin)
Arnold	Miami	5-4	(Miami)
Willis	Ool	5-3	(Cseq)

Class 4A Boys

100

Smith	Ard	10.44	(Choc)
Smith	Shaw	10.46	(OBU)
Bridges	MCL	10.46	(Cat)
Robinson	Altus	10.69	(Dun)
Satterwhite	Ca	10.69	(MWC)
Nance	Chick	10.76m	(OBU)

200

Smith	Shaw	21.29	(Choc)
Satterwhite	CA	21.47	(Choc)
Cole	Ard	21.49	(Choc)

Phillips	McL	21.51	(Bart)
Nance	chic	21.91	(Enid)
Robinson	Altus	32.58	(OBU)

400

Phillips	McL	49.64	(OU)
Jones	Ca	50.22	(PutC)
Moton	McL	50.30	(OU)
Cramer	NE	50.70	(OU)
Halay	Ard	50.93	(Dun)
Harris	NE	51.14	(Choc)

800

Codd	Altus	1:58.82	(OU)
Joseph	Ca	2:03.39	(Yuk)
Miller	Ard	2:04.99	(Dun)
Ayah	JM	2:06.15	(PutC)
Bailey	TCent	2:07.15	(ECent)
Hamblin	CA	2:07.21	(PutC)

1600

Semien	WH	4:40.41	(Yuk)
Adams	Kel	4:41.81	(Cat)
Lainhart	Shaw	4:41.84	(Choc)
Gillum	Dur	4:42.24	(Choc)
Hughes	Mac	4:44.33	(OU)
Miller	Ard	4:46.00	(Dun)

3200

Hawthorne, Altus	10:19.47	(Dun)	
Semien	WH	10:07.48	(MWC)
Gillum	Dur	10:12.03	(Choc)
Adams	Kel	10:16.25	(Cat)
Wright	Shaw	10:18.12	(Must)
Boydston	Dur	10:24.34	(Choc)

110H

Brack	Dun	14.30	(Burk)
J. Fields	Altus	14.42	(Dun)
Mizell	Mac	14.78	(Ada)
T. Fields	Altus	14.98	(Dun)
Hankins	JM	15.11	(OBU)
Scott	Clar	15.43	(Cat)

300H

J. Fields	Altus	38.24	(Dun)
Brack	Dun	39.15	(Dun)
Downing	Ard	40.08	(Dun)
Mizell	Mac	40.75	(OU)
Lee	Ed	40.92	(Cat)
Singer	Dun	42.00	(Burk)

400 Relay

Ardmore	42.09	(OU)
McLain	42.42	(Cat)
Altus	42.95	(Dun)
Duncan	43.05	(Dun)
Carl Albert	43.44	(MWC)
Chickasha	43.77	(Dun)

1600 Relay

Altus	3:22.36	(OU)
Ardmore	3:22.74	(OU)
McLain	3:26.07	(OU)
Carl Albert	3:27.05	(PutC)
MacArthur	3:31.13	(Dun)
T. Central	3:31.80	(ECent)

3200 Relay

Altus	8:08.12	(Dun)
Carl Albert	8:28.18	(Choc)
Northeast	8:35.63	(Ada)
MacArthur	8:37.81	(Enid)
Guthrie	8:48.81	(Enid)
Ardmore	8:55.94	(Altus)

Shot

Croy	Dun	56-5.25	(Burk)
Takawana	Ard	53-6	(Choc)
Avritt	Chic	52-8.5	(Dun)
Tabor	Ard	52-8.5	(Dun)
Johnson	CA	48-0.5	(Yuk)
Roberts	Ww	47-5	(Guy)

Discus

Croy	Dun	186-10	(OU)
Dorian	Dun	160-9	(Ada)
Gould	Altus	157-10.5	(Altus)
Tabor	Ard	156-9	(Altus)
Davidson	Bix	153-4	(Pry)
Cooper	Chick	144-1	(OBU)

Long Jump

McGee	Ard	23-2	(Choc)
Lee	Ed	22-7.5	(Cat)
Johnson	Mac	21-9.25	(McG)
Johnson, Dun		21-9	(Burk)
Holland	JM	21-9	(OBU)
Green	Dun	21-9	(Moore)

High Jump

Haring	TCent	6-8	(ECent)
Johnson	Chic	6-6	(Enid)
Greer	Dun	6-6	(Burk)
Coman	Kel	6-4	(Pry)
Carter	McA	6-2	(Pot)
Harris	NE	603-(SF)	
Hughes	Mac	6-2	(McG)

Pole Vault

Dial	Dun	16-7	(WH)
Phillips	Dun	15-1.5	(OU)
Vorpahl	Dun	14-0	(Dun)
Smith	Clar	13-6	(Cat)
Buckmaster	Cat	13-0	(Cat)
Woods	Clar	12-4	(Cat)

Class 4A Girls

100

Madden	NE	11.65	(SF)
Robinson	TCent	11.82	(Cat)
Brown	NWC	11.97	(OU)
Tate	Shaw	12.07	(Choc)
Gordon	NWC	12.11	(OU)
Pallerd	NE	12.26	(SF)

200

Gordon	NWC	24.94	(OU)
Brown	NWC	25.00	(PutC)
Stanford	NE, 25.25	(OU)	
Tate	Shaw	25.49	(OUB)
Robinson	TCent	25.58	(Cat)
Marshall	Ard	25.66	(Dun)

400

Wiggins	Dun	56.69	(Dun)
Thomas	McA	58.86	(Pot)
Bray	Bix	59.12	(Choc)
Windell	NWC	1:00.10	(UCO)
Gordon	NWC	1:00.86	(PutC)
Carter	Ca	1:01.28	(Choc)

800

Thomas	McA	2:22.45	(Pry)
Mata	CA	2:25.87	(Must)
Kmetz	Kel	2:26.81	(Cat)
Holman	Ard	2:30.23	(OU)
Young	Guth	2:30.28	(DC)
Bailey	Dun	2:31.67	(OU)

1600

Herron	Dun	5:17.30	(OU)
Kmetz	Kel	5:33.07	(Dun)
Mata	CA	5:34.76	(Choc)
Anderson	Pry	5:40.0	(Pry)
Nutter	Pry	5:44.73	(Pry)
Camey	Altus	5:46.07	(Altus)

3200

Herron	Dun	11:17.37	(Dun)
Anderson	Pry	12:10.68	(Pry)
Nutter	Pry	12:15.00	(Pry)
Barbiers	Ca	12:15.89	(Must)

Kalkbrenner	CA	12:35.97	(Must)
Willis	Dur	12:50.47	(Dun)

100H

Rowden	Clar	15.63	(Cat)
Weaver	Nob	16.41	(MWC)
Ramsey	WH	16.50	(MWC)
McCall	WH	16.88	(MWC)
Roof	Guth	17.19	(PutC)
Pilkington	Kel	17.28	(Sap)

300H

Weaver	Nob	48.08	(MWC)
Snyder	Bix	48.80	(Pry)
Pritchard	Clar	49.47	(Pry)
Ice	Ard	50.37	(Dun)
Woods	BTW	50.88	(Sap)
Martin	Ard	51.12	(Dun)

400 Relay

Northeast	48.08	(Choc)
Ardmore	49.57	(Dun)
Northwest Classen	49.86	(OU)
Shawnee	50.89	(Must)
MacArthur	51.25	(Dun)
Tulsa Central	51.40	(ECent)

800 Relay

Northeast	1:41.59	(OU)
Ardmore	1:45.74	(Dun)
Northwest Classen	1:46.06	(OU)
Bixby	1:47.19	(Choc)
Shawnee	1:49.39	(Must)
B.T. Washington	1:50.10	(ECent)

1600 Relay

Northeast	4:09.35	(Moore)
Bixby	4:11.81	(Choc)
Ardmore	4:13.26	(Choc)
Guthrie	4:13.94	(Enid)
MacArthur	4:14.28	(OU)
Duncan	4:16.15	(OU)

3200 Relay

Duncan	9:54.80	(OU)
Kelley	10:12.46	(Pry)
Carl Albert	10:15.00	(Choc)
Pryor	10:27.23	(Pry)
Bixby	10:42.34	(Choc)
Western Heights	10:53.50	(Yuk)

Shot

Fisher	Ada	39-7	(MWC)
Stinson	Ww	38-11.25	(MWC)
Bennett	Ard	36-8.5	(Dun)
Gibson	CA	36-6	(Guy)
Stewart	Altus	36-5.5	(OBU)
Crystal	Ww	36-2	(Yuk)

Discus

Crystal	Ww	124-3	(Fairv)
Gibson	CA	119-7	(Choc)

Individual Season Leaders by Class

Class 5A Boys

100

Dillard	SF	10.39	(Irish)
Johnson	Musk	10.46	(Choc)
Cocoran	Choc	10.47	(Choc)
Caldwell	Musk	10.48	(Choc)
Wooton	SF	10.55	(SF)
Alberty	EdM	10.56	(Choc)

200

Wooton	SF	21.14	(Irish)
Johnson	Musk	21.31	(Choc)
Dillard	SF	21.75	(Enid)
Moody	MWC	21.91	(Yuk)
Jeffers	Ike	22.09	(MWC)
Talton	BA	22.30	(MWC)

400

Helaire	MWC	49.15	(Moore)
Dillard	SF	49.59	(OU)
Martinez	Moore	49.63	(SOK)
Talton	BA	49.90	(MWC)
Gibbs	Musk	49.91	(Choc)
Cosby	Jenks	50.32	(Moore)

800

Cosby	Jenks	1:55.46	(OU)
Helaire	MWC	1:57.04	(Choc)
Talton	BA	1:57.04	(Sap)
Martinez	Moore	1:57.72	(MWC)
Dunn	Ike	1:58.26	(OU)
Perkins	Law	1:59.04	(OU)

1600

Cosby	Jenks	4:21.30	(HH)
Martinez	Moore	4:23.45	(SOK)
McWatters	Moore	4:29.31	(OU)
Delgado	MWC	4:34.28	(OU)
Wright	BA	4:34.71	(OU)
Lake	Sap	4:35.86	(Cat)

3200

McWatters	Moore	9:44.11	(OU)
Lake	Sap	9:52.03	(OU)
Wright	BA	9:58.21	(Sap)
Paschal	PonC	10:00.73	(Sap)
Delgado	MWC	10:04.99	(MWC)
Lee	Musk	10:10.01	(MWC)

110H

Davidson	Law	14.40	(SOK)
Haskins	Ike	14.48	(Burk)
Naylor	BA	14.85	(HH)
Morris	Moore	15.07	(Choc)
Gatewood	Nor	15.08	(Choc)
Garrison	Jenks	15.09	(Choc)

300H

Payne	Moore	39.40	(Choc)
Taylor	MWC	39.43	(MWC)
Garrison	Jenks	39.53	(Choc)
Blew	EdN	39.73	(MWC)
Motte	PutC	39.82	(MWC)
Gaffney	Ike	40.03	(OU)

400 Relay

Santa Fe	41.77
Choctaw	42.09
Muskogee	42.53
Midwest City	42.79
Eisenhower	42.84
Jenks	42.93

1600 Relay

Jenks	3:20.36
Midwest City	3:21.03
Choctaw	3:23.40
Eisenhower	3:24.49
Muskogee	3:24.50
Santa Fe	3:25.32

3200 Relay

Midwest City	7:58.30
Broken Arrow	8:02.10
Moore	8:02.80
Eisenhower	8:13.44
Jenks	8:13.50
Mustang	8:16.53

Shot

Howk	Nor	60-03.5	(OU)
Skaggs	Enid	57-01.5	(Choc)
Tucker	Moore	55-07	(Choc)
McConnell	MWC	53-09.5	(MWC)
Bennifield	SF	53-02.25	(CenOk)
Patocka	Enid	52-04	(Choc)

Discus

Pride	Ow	158-10	(Owasso)
Romero	Moore	157-04.5	(OU)
Pherigo	Choc	154-0	(Choc)
Howk	Nor	152-10	(OU)
Hines	BA	152-01	(Sap)
Bristol	NN	151-05	(OU)

Long Jump

Gibbs	Musk	23-01.5	(Choc)
Mahan	Hale	22-10	(Pry)
Cummings	Ike	22-05.75	(Burk)
Brown	MWC	22-01	(Yuk)
Smith	DC	22-07.75	(Moore)
Kappers	Enid	21-11.25	(Enid)

High Jump

Brown	MWC	6-11	(OBU)
Neale	Musk	6-10	(Pry)
Miller	MWC	6-08	(Moore)
Brown	PutC	6-08	(MWC)
Hardick	Ike	6-06	(Burk)
Crawford	Tah	6-06	(Cat)
Talley	Moore	6-06	(Moore)
White	EdN	6-06	(OBU)

Pole Vault

Westlund	Choc	16-0	(Choc)
Hassel	Jenks	15-01.5	(OU)
Herman	Ow	14-0	(OBU)
Normandine	BA	13-07.5	(OU)
Opalka	EdM	13-06	(CenOk)
Renfro	Choc	13-06	(Choc)

Class 5A Girls

100

Gill	DC	11.94	(MWC)
Walker	MWC	11.96	(Choc)
Porter	Enid	12.02	(Choc)
Young	MWC	12.03	(Choc)
Austin	DC	12.13	(MWC)
Miller	Enid	12.20	(Choc)

200

Gill	DC	24.25	(DelC)
Anderson	MWC	25.07	(Choc)
Walker	MWC	25.11	(OBU)
Porter	Enid	25.42	(Choc)
Talton	BA	25.67	(MWC)
O'Rourke	Jenks	25.80	(Choc)

400

Talton	BA	57.02	(OU)
O'Rourke	Jenks	58.87	(OU)
Collier	Jenks	59.44	(HH)
Wilson	PCN	59.63	(Moore)
Thompson	Must	59.80	(OU)
Peterson	Ike	59.82	(SOK)

800

O'Rourke	Jenks	2:16.31	(OU)
Barber	Jenks	2:18.29	(OU)

Robinson	MWC	2:20.15	(Choc)
Jones	SF	2:21.70	(CenOk)
Allen	EdN	2:22.10	(CenOk)
B Bratton	Hale	2:23.38	(Card)

1600

Barber	Jenks	5:10.40	(HH)
Hill	Sap	5:22.28	(Sap)
Scott	Musk	5:27.63	(MustQB)
Miles	Moore	5:28.32	(Choc)
Jones	SF	5:28.74	(SOK)
McVey	Sap	5:29.26	(OU)

3200

A Bratton	Hale	11:28.66	(Cat)
W Scott	Must	11:42.77	(OU)
Hill	Sap	11:50.55	(OU)
Henry	Moore	11:55.97	(OU)
Ahlgren	Sap	11:56.84	(Sap)
McVey	Sap	12:02.52	(Owasso)

100H

E Waibel	Jenks	13.86	(Choc)
Freeman	DC	14.25	(Choc)
Peters	NN	14.88	(Choc)
Waytula	Sap	15.01	(Union)
James	Union	15.11	(Cat)
Cardenas	Jenks	15.26	(Choc)

300H

E Waibel	Jenks	44.10	(HH)
James	Union	46.30	(Sap)
Atherton	NN	47.83	(DelC)
Williams	MWC	48.03	(Choc)
Lillie	Stw	49.30	(Pryor)
Mouny	Must	49.53	(MustQB)

400 Relay

Del City	48.06	(OU)
Midwest City	48.91	(Choc)
Jenks	49.50	(OU)
Lawton	50.12	(Choc)
Stillwater	50.54	(Sap)
Hale	50.57	(Sap)

800 Relay

Del City	1:41.63	(OU)
Midwest City	1:42.47	(Choc)
Jenks	1:45.40	(HH)
Broken Arrow	1:45.47	(OU)
Hale	1:46.70	(Sap)
Enid	1:47.37	(Yuk)

1600 Relay

Del City	3:59.31	(OU)
Jenks	3:59.79	(TxR)
Midwest City	4:01.00	(Choc)
Broken Arrow	4:02.46	(OU)
Hale	4:06.29	(Card)
Stillwater	4:10.16	(Sap)

3200 Relay

Jenks	9:46.80	(OU)
Broken Arrow	9:49.06	(Sap)
Mustang	9:50.10	(OU)
Hale	9:50.79	(Sap)
Westmoore	9:58.67	(MoRel)
Sapulpa	10:03.50	(OU)

Shot

D McClain	Stw	41-07.25	(OBU)
Morrow	Must	39-07	(MWC)
Seal	Jenks	37-10	(Choc)
Winter	PutC	37-09	(PutC)
Daniels	PutC	37-01	(PutC)
Woods	EdN	36-06	(SOK)

Discus

D McClain	Stw	128-06.5	(MoRel)
Smith	NN	122-04	(OU)
Palmer	EdM	122-01	(SF)
Downing	MWC	119-11	(Choc)
Price	Yuk	114-05	(SF)
Laverdiere	Moore	113-10	(SF)

Long Jump

Miller	Enid	18-03.75	(Choc)
Young	MWC	18-02	(Choc)
Hutchens	Stw	17-06.5	(MWC)
Montgomery	Union	17-01	(Card)
Carter	DC	16-09	(Choc)
Wilson	EdM	16-07.75	(OU)

High Jump

Cardenas	Jenks	5-04	(TxR)
Curry	NN	5-04	(OU)
Lingor	Tah	5-04	(Owasso)
Miller	Yuk	5-03	(CenOk)
Vest	Bart	5-02	(Bart)
Oldham	Choc	5-02	(MWC)

Overall Boys

100

Crenshaw	Chel	10.26	(Cat)
Johnson	Okm	10.39	(Cat)
Dillard	SF	10.39	(McG)
Alexander	Beggs	10.41	(Chan)
Howell	SS	10.43	(OBU)
Smith	Ard	10.44	(Choc)
Bridges	McL	10.46	(Cat)
Smith	shaw	10.46	(OBU)
Johnson	Musk	10.46	(Choc)
Corcoran	Choc	10.47	(Choc)

200

Wooton,SF	21.14	(McG)	
Smith	Shaw	21.29	(Choc)
Satterwhite	CA	21.29	(Choc)
Johnson	Musk	21.31	(Choc)
Howell	SS	21.40	(OBU)
Cole	Ard	21.49	(Choc)
Phillips	McL	21.51	(Bart)
Alexander	Beggs	21.60	(Kon)
T.Johnson	Okm	21.68	(Cat)
Dillard	SF	21.75	(Enid)
Woody	MWC	21.91	(Yuk)

400

Landreth	ElkC	49.10	(Wat)
Helaire	MWC	49.15	(Moore)
Johnson	Spiro	49.33	(Bris)
Dillard	SF	49.59	(OU)
Martinez	Moore	49.63	(Dun)
Phillips	McL	49.64	(OU)
Talton	BA	49.90	(MWC)
Gibbs	Musk	49.91	(Choc)
Ware	Choc	49.97	(OU)
Babcock	LG	50.05	(ElkC)

800

Cosby	Jenks	1:55.46	(OU)
Talton	BA	1:57.04	(Sap)
Helaire	MWC	1:57.04	(Choc)
Martinez	Moore	1:57.72	(MWC)
Dunn	Ike	1:58.26	(OU)
Codd	Altus	1:58.82	(OU)
Perkins	Law	1:59.04	(OU)
Lampkin	Dic	1:59.46	(Plain)
Miller	VA	1:59.65	(OU)
Sparks	EdM	1:59.70	(OU)

1600

Cosby	Jenks	4:21.30	(HolH)
Martinez	Moore	4:23.45	(Dun)
DiMauro	VC	4:25.20	(CHall)
McWatters	Moore	4:29.31	(OU)
Connolly	McG	4:31.85	(OBU)
Miller	Va	4:32.9	(Wea)
McNair	CV	4:33.00	(Adair)
Delgado	MWC	4:34.28	(OU)
Wright	BA	4:34.71	(OU)
Lake	Sap	4:35.86	(Cat)

3200

Connolly	McG	9:33.13	(Plain)
McWatters	Moore	9:44.11	(OU)

Individual Season Leaders by Class

DiMauro	VC	9:48.0	(Adair)
Lake	Sap	9:52.03	(OU)
Miller	VA	9:57.00	(Sul)
Wright	Shaw	9:58.21	(Sap)
Paschal	PonC	10:00.73	(Sap)
McNair	CV	10:01.79	(Cat)
Stone	Pra	10:02.00	(Sul)
Delgado	MWC	10:04.99	(MWC)

110H

Brack	Dun	14.30	(Burk)
Maloy	Kf	14.32	(ElkC)
Davidson	Law	14.40	(Dun)
Fields	Altus	14.42	(Dun)
Mixon	Str	14.42	(Kon)
Hatfield	Tish	14.44	(Kon)
Haskins	Ike	14.48	(Burk)
Roach	Wat	14.62	(Wat)
Mizell	Mac	14.78	(Burk)
Bt.Steele	Spiro	14.80	(Spiro)

300H

Fields	Altus	38.24	(Dun)
Brack	Dun	39.15	(Dun)
Payne	Moore	39.40	(Choc)
Steele	Spiro	39.42	(Spiro)
Taylor	MWC	39.43	(MWC)
Maloy	Kingf	39.51	(OU)
Garrison	Jenks	39.53	(Choc)
Blew	EdN	39.73	(MWC)
Judd	Tim	39.74	(Med)
Motte	PutC	39.82	(MWC)

400 Relay

SantaFe	41.77	(Enid)
Choctaw	42.09	(MWC)
Ardmore	42.09	(OU)
McLain	42.42	(Cat)
Okmulgee	42.51	(Spiro)
Muskogee	42.53	(MWC)
MidwestCity	42.79	(OBU)
Spiro	42.81	(Spiro)
Eisenhower	42.84	(MWC)
Altus	42.95	(Dun)

1600 Relay

Jenks	3:20.36	(OU)
MidwestCity	3:21.03	(OU)
Altus	3:22.36	(OU)
Ardmore	3:22.74	(OU)
Choctaw	3:23.40	(MWC)
Eisenhower	3:24.49	(OU)
Muskogee	3:24.50	(Choc)
McGuinness	3:25.10	(Moore)
SantaFe	3:25.32	(OU)
Moore	3:25.38	(OU)

3200 Relay

MidwestCity	7:58.30	(OU)
BrokenArrow	8:02.10	(OU)
Moore	8:02.80	(OU)
Altus	8:08.12	(Dun)
ElkCity	8:09.24	(Wat)
Weatherford	8:11.35	(Wat)
Eisenhower	8:13.44	(Dun)
Jenks	8:13.50	(OU)
McGuinness	8:14.10	(Moore)
Mustang	8:16.53	(Must)

Shot

Bookout	Str	60-05	(Cush)
Hawk	Nor	60-03.5	(OU)
Atteberry	ElkC	59-03	(McG)
Skaggs	Enid	57-01.5	(Choc)
Sims	Wea	56-08	(OU)
Croy	Dun	56-02.25	(Burk)
Tucker	Moore	55-07	(Choc)
McConnell	MWC	53-09.5	(MWC)
Mitchell	Ool	53-06.5	(Tulsa)
Takawana	Ard	53-06	(Choc)

Discus

Bookout	Str	192-09.5	(Chan)
Croy	Dun	186-10	(OU)
Atteberry	ElkC	172-02	(Fair)

Dorian	Dun	160-09	(Ada)
Pride	Ow	158-10	(Ow)
Gould	Altus	157-10.5	(Altus)
Romero	Moore	157-04.5	(OU)
Tabor	Ardmore	156-09	(OU)
Forrest	Fair	156-04.5	(Adair)
Little	Adair	155-0	(Pry)

Long Jump

Hepburn	LawC	24-02.75	(Burk)
RegHigh	Wyn	23-02.5	(PV)
McGee	Ard	23-02	(Choc)
Gibbs	Musk	23-01.5	(Choc)
Mahan	Hale	22-10	(Pry)
RodHigh	Wyn	22-10	(PV)
Lee	Edison	22-07.5	(Cat)
Cummings	Ike	22-05.75	(Burk)
Scott	Dru	22-05.5	(Ring)
Osborne	Strat	22-04	(Kon)

High Jump

Brown	MWC	6-11	(OBU)
Neale	Musk	6-10	(Pry)
Miller	MWC	6-08	(Moore)
Haring	TCen	6-08	(Union)
Barton	Ana	6-08	(Ana)
Brown	PutC	6-08	(MWC)
Johnson	Okm	6-07	(UCO)
Weaver	Coll	6-07	(Vin)

Pole Vault

Dial	Dun	16-07	(WH)
Westlund	Choc	16-0	(Choc)
Phillips	Dun	15-01.5	(OU)
Hassell	Jenks	15-01.5	(OU)
Dennis	VA	15-01	(UCO)
McMinn	Wat	14-06	(Chan)
Love	Dic	14-06	(Kon)
Vorpahl	Dun	14-0	(Dun)
Murfin	Str	14-0	(Kon)
Kinslow	Pra	14-0	(Kon)
Lawrence	Inola	14-0	(HolH)
Herman	Ow	14-0	(OBU)

Overall Girls

100

Maddox	NE	11.65	(SF)
Robinson	TCen	11.82	(Cat)
Tyner	Fox	11.85	(VA)
Gill	DC	11.94	(MWC)
Walker	MWC	11.96	(Choc)
Brown	NWC	11.97	(OU)
Porter	Enid	12.02	(Choc)
Young	MWC	12.03	(Choc)
Tate	Shaw	12.07	(Choc)
Gordon	NWC	12.11	(OU)

200

Gill	DC	24.25	(DC)
Porter	Enid	24.42	(Choc)
Gordon	NWC	24.94	(OU)
Brown	NWC	25.00	(PutC)
Anderson	MWC	25.07	(Choc)
Walker	MWC	25.11	(OBU)
Holmes	Plaian	25.3	(Kon)
Hall	Cow	25.4	(Cat)
Stowe	CSeq	25.40	(Cat)
Tate	Shaw	25.49	(OBU)

400

Wiggins	Dun	56.69	(Dun)
Talton	BA	57.02	(OU)
Thomas	McA	58.86	(Pot)
O'Rourke	Jenks	58.87	(OU)
Bray	Bix	59.12	(Choc)
Wedel	Lex	59.28	(OBU)
Collier	Jenks	59.44	(HolH)
Wilson	PCN	59.63	(Moore)
Thompson	Must	59.80	(OU)
Peterson	Ike	59.82	(Dun)

800

McCurry,VA	2:21.4	(Wea)
O'Rourke	Jenks	2:16.31 (OU)
Barber	Jenks	2:18.29 (OU)
Robinson	MWC	2:20.15 (Choc)
Tumbull	War	2:20.32 (Wilb)
Jones	SF	2:21.70 (UCO)
Allen	EdN	2:22.10 (UCO)
Thomas	McA	2:22.45 (Pry)
Jordan	McG	2:22.54 (Wea)
Bratton	Hale	2:23.38 (Card)

1600

Jordan	McG	5:07.18	(Plain)
Barber	Jenks	5:10.40	(HolH)
Herron	Dun	5:17.30	(OU)
Hill	Sap	5:22.28	(Sap)
Tumbull	War	5:22.53	(Spiro)
McCurry	VA	5:25.0	(UCO)
Scott	Must	5:27.63	(Must)
Miles	Moore	5:28.32	(Choc)
Jones	SF	5:28.74	(OU)
McVey	Sap	5:29.26	(OU)

3200

Jordan	McG	10:56.38	(UCO)
Herron	Dun	11:17.37	(Dun)
A.Bratton	Hale	11:28.66	(Cat)
Scott	Must	11:42.77	(OU)
Hill	Sap	11:50.55	(OU)
Henry	Moore	11:55.97	(OU)
Ahlgren	Sap	11:56.84	(Sap)
McCauley	Mar	12:01.10	(Wat)
McVey	Sap	12:02.52	(Ow)
Franklin	Wm	12:08.05	(MWC)

100H

Waible	Jenks	13.86	(Choc)
Freeman	DC	14.25	(Choc)
Peters	NN	14.88	(Choc)
Waytula	Sap	15.01	(Union)
James	Un	15.11	(Cat)
Robertson	Grove	15.22	(Cat)
Cardenas	Jenks	15.26	(Choc)
Bedford	Ana	15.57	(Wat)
Rowden	Clar	15.63	(Cat)
Merritt	Plain	15.66	(Kon)

300H

Lamb,VA,48.48	(OU)		
Waible	Jenks	44.10	(HolH)
Robertson	Grove	45.84	(Sap)
James	Un	46.30	(Sap)
Fox	War	47.36	(Stig)
Atherton	NN	47.83	(DC)
Williams	MWC	48.03	(Choc)
Weaver	Nob	48.08	(MWC)
Roye	Stig	48.63	(Spiro)
Snyder	Bix	48.80	(Pry)

400 Relay

DelCity	48.06	(OU)
Northeast	48.08	(Choc)
MidwestCity	48.91	(Choc)
Jenks	49.50	(OU)
Ardmore	49.67	(Dun)
enid	49.80	(Enid)
NorthwestClassen	49.86	(OU)
Lawton	50.12	(Choc)
Stillwater	50.54	(Sap)

800 Relay

Northeast	1:41.59	(OU)
DelCity	1:41.63	(OU)
MidwestCity	1:42.47	(Choc)
Jenks	1:45.40	(HolH)
BrokenArrow	1:45.47	(OU)
Ardmore	1:45.74	(Dun)
NorthwestClassen	1:46.06	(OU)
Hale	1:46.70	(Sap)
Bixby	1:46.70	(Choc)
Enid	1:47.37	(Yuk)

1600 Relay

DelCity	3:59.31	(OU)
Jenks	3:59.79	(TexR)

MidwestCity	4:01.60	(Choc)
BrokenArrow	4:02.46	(OU)
Hale	4:07.29	(Card)
Sallisaw	4:09.27	(Clar)
Northeast	4:09.35	(Moore)
Stillwater	4:10.16	(Sap)
Plainview	4:12.28	(OU)
Bixby	4:13.10	(Pry)

3200 Relay

Jenks	9:46.80	(OU)
BrokenArrow	9:49.06	(Sap)
Mustang	9:50.10	(OU)
Hale	9:50.79	(Sap)
Duncan	9:54.80	(OU)
Marlow	9:57.99	(Har)
Westmoore	9:58.67	(Moore)
Chisholm	10:00.05	(Wat)
McGuinness	10:02.28	(Plain)
Sapulpa	10:03.5	(OU)

Shot

Dotson	Wyn	42-0.5	(Kon)
Stevenson	Cres	39-06	(Med)
Stinson	Ww	38-11.25	(MWC)
Eaterling	Plain	40-01	(VA)
Natt	BB	38-05	(Stig)
Hawkins	Bris	38-06	(Cat)
Buck	Cher	42-0.5	(Med)
Fisher	Ada	39-07	(MWC)
Morow	Must	39-07	(DC)
D.McLain	Stw	41-07.25	(OBU)
Phillips	Cher	42-08.5	(Ring)

Discus

Dotson	Wyn	129-08	(Waur)
McClain	Stw	128-06.5	(Moore)
Vance	Plain	126-08	(Plain)
Crystal	Ww	124-03	(Fair)
Stevenson	Ces	122-04	(Cush)
Smith	NN	122-04	(OU)
Palmer	EdM	122-01	(SF)
Phillips	Cher	120-10.25	(Ring)
Downing	MC	119-11	(Choc)
Gibson	CA	119-07	(Choc)

Long Jump

Young	MWC	18-02	(Choc)
Nichols	Jones	17-09.5	(Har)
Eisenhower	Newk	17-09	(Har)
Strecker	McG	17-04.25	(Moore)
Arant	MacA	17-03.25	(OU)
Harvick	Luther	18-08.5	(UCO)
Hutchens,Stw	17-06.5	(MWC)	
Miller,Enid	18-03.75	(Choc)	
Marshall	17-02.75	(Choc)	
Kiser	Med	16-09.5	(VA)

High Jump

Claborn	Vin	5-6	(Vin)
Rogers	Mannf	5-6	(Bris)
Cardenas	Jenks	5-4	(TexR)
Curry	NN	5-4	(OU)
Arant	Mac	5-4	(OU)
Dunaway	Pur	5-4	(Kon)
Bowers	Ww	5-4	(MWC)
Clark	Col	5-4	(Vin)
Keeney	Alva	5-4	(Med)
Arnold	Miami	5-4	(Miami)
Castle	Clar	5-4	(Cat)
Lingor	Tah	5-4	(Ow)
Wilkinson	Elg	5-4	(Hollis)

NOTE: These lists were generally based on results received before 4/28/98. However, in some cases there were more recent results factored in even though the full results will not appear until the next issue. Please feel free to bring errors and omission to our attention.

Oklahoma TRACK & FIELD NEWS High School Team Rankings

5A Boys

1. Midwest City
2. Moore
3. Jenks
4. Santa Fe
5. Muskogee
6. Choctaw
7. Broken Arrow
8. Eisenhower
9. Norman
10. Owasso

5A Girls

1. Jenks
2. Del City
3. Midwest City
4. Broken Arrow
5. Mustang
6. Stillwater
7. Hale
8. Norman North
9. Sapulpa
10. Enid

4A Boys

1. Altus
2. Ardmore
3. Duncan
4. Carl Albert
5. McLain
6. MacArthur
7. Shawnee
8. Chickasha
9. Northeast
10. Western Heights

4A Girls

1. Northeast
2. Ardmore
3. Northwest Classen
4. Duncan
5. Carl Albert
6. Bixby
7. Kelley
8. Pryor
9. MacArthur
10. Shawnee

3A Boys

1. McGuinness
2. Elk City
3. Okmulgee
4. Weatherford
5. Spiro
6. Cushing
7. Star Spencer
8. Kingfisher
9. Grove
10. Broken Bow

3A Girls

1. McGuinness
2. Marlow
3. Grove
4. Salisaw
5. Claremore Sequoyah
6. Weatherford
7. Spiro
8. Purcell
9. Stigler
10. Pawhuska

2A Boys

1. Watonga
2. Wynnewood
3. Prague
4. Stroud
5. Dickson
6. Beggs
7. Chelsea
8. Caney Valley
9. Alva
10. Victory Christian

2A Girls

1. Plainview
2. Warner
3. Jones
4. Chandler
5. Wynnewood
6. Chisholm
7. Watonga
8. Beggs
9. Lexington
10. Alva

A Boys

1. Wyandotte
2. Velma-Alma
3. Hollis
4. Quinton
5. Turpin
6. Tonkawa
7. Commerce
8. Thomas
9. Mangum
10. Waurika

A Girls

1. Velma-Alma
2. Hollis
3. Thomas
4. Ketchum
5. Crescent
6. Waurika
7. Laverne
8. Turpin
9. Stratford
10. Luther

B Boys

1. Boise City
2. Timberlake
3. Cherokee
4. Hydro
5. Medford
6. Drummond
7. Texhoma
8. Beaver
9. Pond Creek-Hunter
10. Fairland

B Girls

1. Boise City
2. Buffalo
3. Pond Creek-Hunter
4. Fox
5. Beaver
6. Cherokee
7. Fairland
8. Ringwood
9. Moorland
10. Hydro

3200: 1. Roberts, War, 13:04.72; 2. Glease, War, 13:09.15; 3. Glass, Kan, 14:49.99; 4. J. Glease, War, 14:53.0; 5. Cornish, Ket, 16:47.55
100H: 1. Riley, Welch, 17.86; 2. Hammons, Ket, 17.87; 3. Overachre, Fair, 18.00; 4. Fox, War, 18.02; 5. Tompkins, Com, 18.18.
300H: 1. Fox, War, 49.27; 2. Baker, Ket, 50.85; 3. Riley, Wel, 53.05; 4. Overacre, Fair, 54.44; 5. Cornish, Ket, 57.04; 6. Oats, War, 60.37
400 Relay: 1. Ketchum 53.77; 2. Washburn 57.08; 3. Fairland 57.74; 4. College Height 60.26.
800 Relay: 1. Ketchum 1:52.62; 2. Fairland 1:59.98; 3. Sperry 2:02.73; 4. Southwest 2:06.49; 5. College Heights 2:11.74.
1600 Relay: 1. Ketchum 4:20.13; 2. Warner 4:28.07; 3. Fairland 4:57.71; 4. Southwest 5:04.34; 5. Sperry 5:05.60.
3200 Relay: 1. Warner 11:07.09; 2. Ketchum 12:45.07.
Shot: 1. Woodson, Sp, 30-8; 2. Drew, Vian, 29-9; 3. Farnham, SW, 29-8; 4. Davis, Fair, 29-5; 5. Reece, Fair, 28-11.5; 6. Muskrat, War, 27-2.5.
Discus: 1. Drew, Vian, 118-8.5; 2. Reese, Fair, 102-10.5; 3. Muskrat, War, 95-3; 4. Woodson, Sp, 90-0; 5. Mallory, Com, 84-1.5; 6. Bivins, Fair, 81-8.
Long Jump: 1. Huggins, War, 13-8; 2. Farnham, SW, 12-11; 3. Reed, SW, 12-6; 4. Fuller, SW, 12-6; 5. Fate, Sp, 11-9.
High Jump: 1. Hollabaugh, Welch, 5-4; 2. Spencer, Fair, 5-2; 3. Oats, War, 5-0; 4. Sands, Ket, 4-8.

Moore Relays

4/23/98

Boys

TEAM RELAY SCORING: 1. Moore 116; 2. McGuinness 76; 3. Edmond Memorial 68; 4. Duncan 54; 5. (Tie) Westmoore, Stillwater 30; 7. Moore B 24; 8. Moore C 12; 9. (Tie) Del City, Norman North 8; 11. Edmond Memorial B 2.

400 Relay: 1. Duncan 43.76; 2. Edmond Memorial 44.09; 3. Stillwater 44.44; 4. McGuinness 44.45; 5. Westmoore 45.59; 6. Moore C 45.63.

1600 Relay: 1. McGuinness 3:25.13; 2. Moore 3:25.56; 3. Edmond Memorial 3:31.56; 4. Del City 3:32.64; 5. Moore B 3:36.09; 6. Westmoore 3:36.78.

3200 Relay: 1. Moore 8:09.37; 2. McGuinness 8:14.07; 3. Edmond Memorial 8:30.01; 4. Moore B 8:38.72; 5. Stillwater 8:59.26; 6. Duncan 9:07.78.

Sprint Medley: 1. Moore 3:47.31; 2. Duncan 3:47.99; 3. McGuinness 3:49.28; 4. Norman North 3:52.64; 5. Stillwater 3:53.66; 6. Moore C 3:53.72.

Distance Medley: 1. Moore 10:11:38.05; 5. Moore B 11:44.41; 6. Edmond Memorial B 12:01.03.

Shuttle Hurdles: 1. Moore 37.98; 2. Edmond Memorial 38.07; 3. Westmoore 42.06; 4. Moore B 43.89.

FIELD EVENT TEAM SCORING: 1. Duncan 88; 2. Moore 54; 3. Norman North 13; 4. Westmoore 10; 5. McGuinness 8; 6. Edmond Memorial 7; 7. Stillwater 4.

Shot: 1. Tucker, Mo, 53-0; 2. Croy, Dun, 49-5; 3. Bristol, NN, 48-1; 4. Lewis, Stw, 47-2; 5. Carden, Mo, 46-9; 6. Pierre, NN, 45-0.

Discus: 1. Croy, Dun, 171-1; 2. Doiron, Dun, 147-6; 3. Romero, Mo, 147-4; 4. Bristol, NN, 147-1; 5. Sturch, Mo, 129-2.5; 6. Ashmore, McG, 118-6.5.

Long Jump: 1. Lester, Mo, 21-10; 2. Greer, Dun, 21-9; 3. Gregory, Wm, 21-8.25; 4. Enoch, McG, 21-8.25; 5. Talley, Mo, 20-9; 6. Albery, EdM, 20-5.75.

High Jump: 1. Talley, Mo, 6-4; 2. Greer, Dun, 6-2; 3. Mitchell, Dun, 6-0; 4. Ealey, Wm, 6-0; 5. Thatcher, NN, 5-10.

Pole Vault: 1. Dial, Dun, 15-6; 2. Phillips, Dun, 14-0; 3. Opalka, EdM, 13-6; 4. Vorpahl, Dun, 13-0; 5. Dunaway, McG, 11-6; 6. Lawrence, McG, 11-6.

Girls

RELAY TEAM SCORING: 1. Moore 88; 2. McGuinness 62; 3. Stillwater 60; 4. Edmond North 56; 5. Westmoore 48; 6. Norman North 46; 7. Del City 32; 8. Edmond Memorial 14; 9. (Tie) Moore B, Stillwater B 6.

400 Relay: 1. Del City 49.52; 2. Stillwater 51.07; 3. Norman North 52.09; 4. Moore 52.18; 5. Edmond North 52.20; 6. McGuinness 52.68.

800 Relay: 1. Edmond North 1:47.87; 2. Stillwater 1:48.46; 3. McGuinness 1:50.00; 4. Norman North 1:51.85; 5. Moore 1:54.59; 6. Stillwater B 1:57.07.

1600 Relay: 1. Stillwater 4:13.51; 2. Moore 4:14.23; 3. Edmond North 4:16.96; 4. McGuinness 4:20.65; 5. Norman North 4:28.75.

3200 Relay: 1. Westmoore 9:58.67; 2. Moore 10:04.14; 3. McGuinness 10:06.72; 4. Stillwater 10:43.75; 5. Moore B 10:44; 6. Edmond Memorial 11:06.76.

Sprint Medley: 1. Westmoore 4:32.80; 2. Moore 4:33.34;

3. Del City 4:33.37; 4. McGuinness 4:36.13; 5. Edmond North 4:41.47; 6. Norman North 4:44.21.

Distance Medley: 1. McGuinness 13:19.49; 2. Edmond North 13:21.48; 3. Moore 13:22.63; 4. Westmoore 13:26.46; 5. Stillwater 14:36.70; 6. Moore B 15:14.35.

Shuttle Hurdles: 1. Norman North 40.08; 2. Moore 43.37; 3. Edmond Memorial 43.61.

FIELD EVENT TEAM SCORING: 1. Stillwater 40; 2. Norman North 31; 3. Moore ore, Del City 6.

Shot: 1. McClain, Stw, 40-2; 2. Woods, EdN, 33-10; 3. Madole, McG, 31-10; 4. Smith, Wm, 31-9.5; 5. Carl, Mo, 31-9; 6. Clark, Stw, 29-3.

Discus: 1. McClain, Stw, 128-6.5; 2. Smith, NN, 113-4; 3. Carl, Mo, 105-6; 4. Lindsay, Mo, 97-1.5; 5. Clark, Stw, 95-11.5; 6. Stevens, Wm, 89-8.5.

Long Jump: 1. Strecjer, McG, 17-4.25; 2. Hutchins, Stw, 17-4; 3. Carter, DC, 16-7.25; 4. Ireland, Stw, 16-4.5; 5. Bishoff, EdN, 16-3.75; 6. Cowden, McG, 16-0.5.

High Jump: 1. Curry, NN, 5-0; 2. Hill, NN, 4-10; 3. (Tie) Lillie, Stw; Bischoff, EdN, 4-10; 5. Mason, EdN, 4-6; 6. Prestridge, Wm, 4-0.

Pole Vault: 1. Haddux, Mo, 6-6; 2. Martinevic, Mo, 5-0. (No team points awarded)

Mustang Quarterback Club

4/17/98

Boys

TEAM SCORING: 1. Eisenhower 146; 2. Edmond Memorial 84; 3. Mustang 78; 4. Putnam Vity 61; 5. Norman 59; 6. Edmond North 50; 7. Carl Albert 26; 8. Shawnee 25; 9. Putnam City North 24; 10. Putnam City West 17; 11. Northwest Classen 10; 12. Woodward 5; 13. Noble 2; 14. Eisenhower B 1.

100: 1. Jeffers, Ike, 11.12; 2. Satterwhite, CA, 11.13; 3. Smith, Shaw, 11.27. **200:** 1. Jeffers, Ike, 22.57; 2. Satterwhite, CA, 22.64; 3. Collier, EdN, 11.27. **400:** 1. Dunn, Ike, 51.03; 2. Carpenter, PCN, 51.24; 3. Mixon, Must, 51.36. **800:** 1. Dunn, Ike, 1:59.92; 2. Sparks, EdM, 2:01.30; 3. Specketer, PCN, 2:01.51. **1600:** 1. Dunn, Ike, 4:48.87; 2. O'Malley, Nor, 4:49.00; 3. Lainhart, Shae, 4:51.64. **3200:** 1. Wright, Shaw, 10:18.12; 2. Burns, EdM, 10:20.06; 3. Crawford, Must, 10:21.29. **110H:** 1. Haskins, Ike, 15.44; 2. Lane, PCW, 15.81; 3. Gatewood, Nor, 16.09.

300H: 1. Mottw, PutC, 40.09; 2. Blew, EdN, 40.62; 3. Mixon, Must, 41.53. **400 Relay:** 1. Eisenhower 42.90; 2. Edmond North 43.65; 3. Edmond Memorial 43.98. **1600 Relay:** 1. Putnam City 3:27.61; 2. Mustang 3:27.62; 3. Edmond Memorial 3:29.33. **3200 Relay:** 1. Mustang 8:16.53; 2. Eisenhower 8:22.04; 3. Edmond Memorial 8:29.

Discus: 1. Howk, Nor, 151-3; 2. McCuddy, Must, 143-4; 3. Newby, PCN, 137-2. **Long Jump:** 1. Cummings, Ile, 21-11; 2. Kappers, EdN, 21-2; 3. Albery, EdM, 20-6. **High Jump:** 1. White, EdM, 6-4; 2. Brown, PutC, 6-2; 3. Hardrick, Ike, 6-0. **Pole Vault:** 1. Opalka, EdM, 12-6; 2. Snider, EdN, 12-0.

Girls

TEAM SCORING: 1. Mustang 135; 2. Edmond Memorial 82; 3. Shawnee 66; 4. Woodward 58; 5. Putnam City North 48; 6. Northwest Classen 44; 7. (Tie) Norman, Carl Albert 29; 9. Putnam City 27; 10. Putnam City West 26; 11. (Tie) Eisenhower, Noble 20; 13. Yukon 15; 14. Mustang B 13.

100: 1. Gordon, NWC, 12.55; 2. Tate, Shaw, 12.58; 3. Stevensen, PCW, 13.14. **200:** 1. Gordon, NWC, 26.16; 2. Wilson, PCN, 27.26; 3. Smith, EdM, 27.30. **400:** 1. Thompson, Must, 1:00.49; 2. Wilson, PCN, 1:00.56; 3. Peterson, Ike, 1:01.60. **800:** 1. Scott, Must, 2:24.56; 2. Mata, CA, 2:25.87; 3. Yinger, EdM, 2:26.10. **1600:** 1. Scott, Must, 5:27.63; 2. Hart, Must, 5:39.17; 3. Fitzpatrick, PCN, 5:44.60.



ELK CITY INVITAIONAL--Kingfisher's Jason Maloy won the 100 hurdles. Photo by Roger Taylor

3200: 1. Scott, Must, 11:50.89; 2. Barbiers, CA, 12:15.89; 3. Brenner, CA, 12:35.97. **100H:** 1. Coles, Nor, 16.89; 2. Johnson, PCW, 16.93; 3. Weaver, Nob, 17.16. **300H:** 1. Weaver, Noble, 49.58; 2. Mouny, Must, 49.53; 3. Adams, PCW, 50.17. **400 Relay:** 1. Shawnee 50.89; 2. Edmond Memorial 51.78; 3. Northwest Classen 52.67. **800 Relay:** 1. Shawnee 1:49.39; 2. Edmond Memorial 1:51.09; 3. Northwest Classen 1:52.82. **1600 Relay:** 1. Edmond Memorial 4:16.10; 2. Mustang 4:16.99; 3. Shawnee 4:17.46. **3200 Relay:** 1. Mustang 9:51.70; 2. Putnam City North 10:17.64; 3. Mustang B 10:53.37. **Shot:** 1. Winters, PutC, 36-11; 2. Stinson, Ww, 36-0; 3. Daniels, PutC, 35-5. **Discus:** 1. Crystal, Ww, 119-8; 2. O'Neale, Must, 108-8; 3. Prickett, Nor, 104-5. **Long Jump:** 1. Wilson, EdM, 16-5; 2. McAlester, Ww, 16-5; 3. Bowers, Ww, 15-9. **High Jump:** 1. Bowers, Ww, 5-2; 2. Moore, Yukon, 4-10; 3. Hand, Must, 4-10.

OBU Invitational Shawnee

4/14/98

Large School Boys

TEAMS COMPETING (no team scoring kept): Moore, Midwest City, Edmond Memorial, Altus, Mustang, Choctaw, Chickasha, Stillwater, Edmond North, Shawnee, John Marshall, Owasso, McLain, Muskogee, Western Heights, Douglas, Capitol Hill.

100: 1. Smith, Shaw, 10.46; 2. Corcoran, Choc, 10.49; 3. (Tie) Robinson, Al, Woodw, MWC, 10.75; 5. Nance, Chic, 10.76; 6. Albery, EdM, 10.78.

200: 1. Robinson, Al, 21.58; 2. Woody, MWC, 22.14; 3. Nance, chic, 22.17; 4. Caato, Choc, 32.20; 5. Dickens, Moore, 22.31; 6. Collier, EdN, 22.6.

400: 1. Helaire, MWC, 49.23; 2. Phillips, McL, 49.73; 3. Motor, McL, 51.35; 4. Semans, Musk, 52.58; 5. Kim, More, 52.70; 6. Thompson, EdN, 52.81.

800: 1. Martinez, Moore, 2:01.63; 2. Sparks, EdM, 2:02.48; 3. Lusk, MWC, 2:04.54; 4. Codd, Al, 2:06.72; 5. Fox, choc, 2:08.90; 6. Wyant, EdM, 2:09.26.

Continued on next page



TONKAWA INVITATIONAL--Shilder's Brown (far right) won the two mile race. Photo by Roger Taylor

Continued from previous page

1600: 1. Martinez, Moore, 4:37.06; 2. McWaters, Moore, 4:38.27; 3. Delgado, MWC, 4:39.31; 4. Paschal, PonC, 4:39.8; 5. Hart, Moore, 4:41.9; 6. Gillum, Dur, 4:42.3.

3200: 1. McWater, Moore, 10:08; 2. Semien, WH, 13:12; 3. Gillum, Dur, 10:15; 4. Wright, Shaw, 10:20; 5. Moseby, Ow, 10:26; 6. Haney, Ow, 10:28.

110H: 1. Fields, Al, 14.94; 2. Hankins, JM, 15.11; 3. Fields, Al, 15.15; 4. Lester, Moore, 15.23; 5. Guerrero, EdN, 15.52; 6. Hammons, Moore, 15.88.

300H: 1. Fields, Al, 39.32; 2. Taylor, MWC, 40.76; 3. Blew, EdN, 40.22; 4. Jones, Ow, 41.29; 5. Taylor, Moore, 41.65; 6. Mixon, Must, 41.76.

400 Relay: 1. Midwest City 42.79; 2. Choctaw 42.86; 3. Edmond Memorial 43.89; 4. Owasso 43.93; 5. Edmond North 44.26; 6. Altus 44.35.

1600 Relay: 1. Altus 3:25.17; 2. Moore 3:29.01; 3. Edmond Memorial 3:34.88; 4. Western Heights 3:36.91; 5. Edmond North 3:38.13; 6. Douglas 3:39.39.

3200 Relay: no times reported. 1. Moore; 2. Midwest City; 3. Edmond Memorial 4. Altus; 5. Mustang; 6. Choctaw. **Shot:** 1. Avery, Chic, 50-1.75; 2. Hayhurst, Choc, 50-0.75; 3. McCoy, MWC 49-5.5; 4. Lewis, Stw, 48-7; 5. Wiry, EdN, 46-0.5.

Discus: 1. Pherigo, Choc, 149-5; 2. McCudd, Must, 147-7; 3. Cooper, Chick, 144-1; 4. Romero, Moore, 143-7; 5. Adler, Ow, 140-0.

Long Jump: 1. Capers, EdN, 21-10.5; 2. Holland, JM, 21-9; 3. Derrick, CH, 21-0; 4. Love, MWC, 20-9.75; 5. Simpkins, Moore, 20-8.5; 6. Dumas, Doug, 20-8.25.

High Jump: 1. Brown, MWC, 6-11; 2. White, EdN, 6-6; 3. Miller, MWC, 6-6; 4. Derrick, CH, 6-5; 5. Cooke, Moore, 6-0; 6. Love, EdN, 6-0.

Pole Vault: 1. Herman, Ow, 14-0; 2. Westlund, Choc, 13-6; 3. Opalka, EdM, 13-6; 4. McBride, DelC, 13-0; 5. Renfro, Choc, 12-6; 6. Pratt, WH, 12-0.

Large School Girls

TEAMS COMPETING (no team scoring kept): Mustang, Duncan, Midwest City, Moore, Edmond Memorial, Owasso, Shawnee, Edmond North, Altus, Western Heights, Putnam city West, Choctaw, Stillwater, Muskogee, Noble.

100: 1. Gill, DelC, 11.70; 2. Walker, MWC 12.09; 3. Austin, DelC, 12.12; 4. Robinson, EdM, 12.43; 5. Goodson, Al, 12.60; 6. Henderson, MWC, 12.74.

200: 1. Walker, MWC, 25.11; 2. Tate, Shaw, 25.49; 3. Goodson, Al, 25.97; 4. Robinson, EdM, 26.82; 5. Teal, EdN, 26.92; 6. Williams, WH, 27.05.

400: 1. Wiggins, Dun, 58.64; 2. Thompson, Must, 1:01.17; 3. Lewis, Shaw, 1:02.15; 4. Hutchins, Stw, 1:03.68;

5. Adams, PCW, 1:03.89; 6. Robinson, EdM, 1:04.19.

800: 1. Willis, Dur, 2:26.51; 2. Robinsoeaver, Nob, 2:36.52; 6. Hanson, EdN, 2:36.80.

1600: 1. Herron, Dun, 5:26; 2. Scott, Must, 5:38.31; 3. Allan, EdN, 5:38.76; 4. Hart, Must, 5:45.70; 5. Henry, Moore, 5:46.63; 6. Dossett, Ow, 5:53.3.

3200: 1. Herron, Dun, 11:38; 2. Scott, Must, 12:21; 3. Novara, Ow, 12:28; 4. Henry, Moore, 12:29; 5. Ryser, Ow, 12:45; 6. Dossett, Ow, 12:57.

100H: 1. Freeman, DelC, 14.85; 2. Haddox, Moore, 16.43; 3. Ramsey, WH, 16.60; 4. Compton, Ow, 17.101; 5. Johnson, PCW, 17.20; 6. McCall, WH, 17.34.

300H: 1. Williams, MWC 48.27; 2. Weaver, Nob, 48.78; 3. Lillie, Stw, 49.50; 4. Mount, Must, 49.54; 5. Compton, Ow, 51.06; 6. Haddox, Moore, 51.85.

400 Relay: 1. Del City 48.49; 2. Midwest City 51.19; 3. Shawnee 51.21; 4. Stillwater 51.32; 4. Edmond North 51.62; 6. Western Heights 51.7.

800 Relay: 1. Midwest City 1:48.06; 2. Del City 1:48.31; 3. Edmond North 1:50.64; 4. Shawnee 1:50.80; 5. Stillwater 1:51.60; 6. Duncan 1:52.31.

1600 Relay: 1. Del City 4:05.54; 2. Stillwater 4:11.58; 3. Mustang 4:17.36; 4. Edmond Memorial 4:21.81; 5. Moore 4:26.73; 6. Muskogee 4:27.18.

3200 Relay: no times reported. 1. Mustang; 2. Duncan; 3. Midwest City; 4. Moore; 5. Edmond Memorial; 6. Owasso. **Shot:** 1. McClain, Stw, 41-7.25; 2. Stewart, Al, 35-6.5; 3. Woods, EdN, 34-6.75; 4. Cudjoe, DelC, 32-9.25; 5. Clark, Stw, 32-6.

Discus: 1. McClain, Stw, 109-8; 2. Boxley, EdM, 109-11; 3. Freeland, WH, 104-10; 4. Carl, Moore, 104-7; 5. McEachern, Ow, 99-1; 6. Bluben, Dun, 97-5.

Long Jump: 1. Ramsey, WH, 16-2; 2. Hutchens, Stw, 15-9.5; 3. Gaines, Shaw, 15-9; 4. Ireland, Stw, 15-8; 5. (Tie) Samilton, MWC, Weaver, Nob, 15-1.

High Jump: 1. Lillie, Stw, 5-0; 2. Rohrer, Ow, 5-0; 3. Mason, EdN, 4-10; 4. (Tie) Hart, Must, Ashworth, Dun, Oldham, Choc, 4-8;

Small School Boys

TEAMS COMPETING (no team scoring kept): Cushing, McGuinness, Marietta, Velma-Alma, Little Axe, Dickson, Wynnewood, Wewoka, Lone Grove, Valliant, New Lima, Purcell, Millwood, Star Spencer, Sulphur, Kingfisher, Tecumseh, Harrah, Prague, Wright Christian, Lindsay, Lexington, Heritage Hall, Tishomingo, Chandler, Meeker.

100: 1. Howell, SS, 10.43; 2. Hamilton, Mil, 10.54; 3. Cook, Cush, 10.81; 4. Erwin, Pur, 10.93; 5. High Wyn, 10.96; 6. Gates, NL, 10.97.

200: 1. Howell, SS, 21.40; 2. Woodson, Lex, 22.54; 3. High, Wyn, 2.72; 4. Erwin, Pur, 22.73; 5. Cook, Cush, 22.77; 6. Hamilton, Mil 22.82.

400: 1. Green, WC, 50.73; 2. Anderson, SS, 51.34; 3.

Babcock, LG, 51.88; 4. Silas, Cush, 52.26; 5. Bluiitt, McG, 52.61; 6. Benson, McG, 52.64.

800: 1. Moses, McG, 2:02.59; 2. Jernigan, HH, 2:03.16; 3. Orch, McG, 2:04.83; 4. Purcell, 2:07.42; 5. Abdul-Raheem, LA, 2:07.77; 6. Staton, LA, 2:09.54.

1600: 1. Connolly, McG, 4:31.85; 2. Miller, VA, 4:37.71; 3. D. Lampkin, Dic, 4:42.37; 4. Carr, Har, 4:42.64; 5. Lowry, McG, 4:48.32; 6. J. Lampkin, Dic, 4:54.21.

3200: 1. Connolly, McG, 9:45.47; 2. D. Lampkin, Dic, 10:16.12; 3. Lowry, McG, 10:18.78; 4. Unknown; 5. McClure, LA, 10:46.27; 6. J. Lampkin, Dic, 13:46.96.

110H: 1. Maloy, Kf, 14.77; 2. Ripley, Pra, 15.01; 3. Kyle, SS, 15.25; 4. Barker, Sul, 15.29; 5. Owens, Meeker, 116.21; 6. Enyart, Har, 16.36.

300H: 1. Maloy, Kf, 40.54; 2. Hatfield, Tish, 41.61; 3. Silas, Cush, 41.91; 4. Ripley, Pra, 42.11; 5. Barker, Sul, 42.81; 6. Sparks, Har, 42.83.

400 Relay: 1. Star Spencer 44.13; 2. Lone Grove 44.40; 3. Cushing 44.51; 4. Harrah 44.53; 5. Millwood 44.63; 6. Wright Christian 45.62.

1600 Relay: 1. Harrah 3:34.29; 2. Chandler 3:36.21; 3. Lone Grove 3:37.69; 4. Prague 3:39.06; 5. Purcell 3:39.66; 6. Sulphur 3:41.76.

3200 Relay: no times reported. 1. McGuinness; 2. Cushing; 3. Marietta; 4. Velma-Alma; 5. Little Axe; 6. Dickson.

Shot: 1. Page, Pur, 49-8.25; 2. Owens, Sul, 49-1; 3. Snider, Cush, 46-4.5; 4. Warrior, Cush, 44-8.5; 5. Jackson, LA 44-3.5.

Discus: 1. Page, Pur, 140-4; 2. Roos, Sul, 136-1; 3. Snyder, cush, 133-8; 4. Talhott, Kf, 132-1; 5. Espolt, LA, 126-8; 6. Longhorn, Tec, 121-1.

Long Jump: 1. Enoch, McG, 21-9; 2. High, Wyn, 2-6.5; 3. Stevens, Wew, 20-4; 4. Neslony, McG, 20-3; 5. Washington, LG, 19-11.5; 6. Prince, Val, 19-11.5.

High Jump: 1. Ripley, Pra, 6-8; 2. Palmer, Val, 6-4; 3. Stokes, Mari, 6-4; 4/ Cooke, Lin, 6-4; 5. Wimmer, Pra, 6-2; 6. Blair, Lex, 6-2.

Pole Vault: 1. Love, Dic, 13-0; 2. Kinslow, Pra, 13-0; 3. Clary, Tish, 11-6; 4. Chansolme, McG, 11-0; 5. Hill, Pra, 11-0; 6. Dunaway, McG, 11-0.

Small School Girls

TEAMS COMPETING (no team scoring kept): McGuinness, Grove, Velma-Alma, Plainview, Prague, Chandler, Purcell, Jones, Harrah, Fox, Heritage Hall, Middleton, Tuttle, Millwood, Dickson, Wynnewood, Perkins, Wright Christian, New Lima, Tishomingo, Stratford, Oklahoma Christian School, Edmond Deer Creek.

100: 1. Tyner, Fox, 11.84; 2. Nichols, Jones, 12.41; 3. Brewer, HH, 12.52; 4. Charlemange, Mid, 12.56; 5. Roberts, Gr, 12.60; 6. Strecker, McG, 12.66.

200: 1. Tyner, Fox, 24.62; 2. Charlemange, Mid, 26.61; 3k, Pur, 27.31.

400: 1. Wedel, Lex, 59.28; 2. Gray, Meek, 1:01.17; 3. Herman, Chan, 1:01.85; 4. Meer, WC, 1:02.13; 4. McCurry, VA, 1:03.16; 6. Lampkin, Plain, 1:04.24.

800: 1. Sharki, EDC, 2:30.03; 2. McCulley, Gr, Gr, 2:31.25; 3. Harris, Gr, 2:34.07; 4. Wahpekeche, LA, 2:35.21; 5. Waller, Plain, 2:35.46; 6. Hogan, McG, 2:37.55.

1600: 1. Jordan, McG, 5:27.03; 2. McCulley, Gr, 5:42.69; 3. Morford, LA, 5:48.07; 4. Kelly, McG, 5:53.93; 5. Hicks, Dic, 5:56.06; 6. Fields, Gr, 5:58.

3200: 1. McCulley, Gr, 12:08; 2. Morford, LA, 12:17; 3. Hicks, Dic, 12:27; 4. Fields, Gr, 12:41; 5. Dunaway, Pur, 12:51; 6. Harvey, Plain, 12:52.

100H: 1. Merritt, Plain, 16.21; 2. Johnston, Jones, 16.33; 3. Lamb, VA, 116.46; 4. Cross, chan, 16.47; 5. Meadows, Tut, 16.84; 6. Patten, Al, 17.31.

300H: 1. Robertson, Gr, 47.33; 2. Johnston, Jones, 49.13; 3. Lamb, VA, 49.67; 4. Drake, Gr, 50.74; 5. Bullard, LG, 50.96; 6. George, Plain, 51.18.

400 Relay: 1. Chandler, 52.12; 2. Plainview 52.55; 3. McGuinness 52.65; 4. Jones 52.76; 5. Millwood 53.03; 6. Lexington 53.66.

800 Relay: 1. Plainview 1:50.63; 2. McGuinness 1:52.19; 3. Purcell 1:53.36; 4. Wynnewood 1:54.08; 5. Millwood 1:54.45; 6. Prague 1:54.57.

1600 Relay: 1. Grove 4:12.17; 2. Plainview 4:12.55; 3. Prague 4:17.65; 4. Purcell 4:22.39; 5. Chandler 4:27.22; 6. Jones 4:32.96.

3200 Relay: no times reported. 1. McGuinness; 2. Grove; 3. Velma-Alma; 4. Little Axe; 5. Plainview; 6. Prague.

Shot: 1. Dodson, Wyn, 39-8.25; 2. Chapman, VA, 36-11.5; 3. Easterling, Plain, 36-8.25; 4. Davis, Tish, 33-11.5; 5. Williamson, Plain, 33-9.75.

Discus: 1. Dodson, Wyn, 125-0; 2. Vance, Plain, 113-8.5; 3. Ricer Perkins, 102-2.5; 4. Pollan, Gr, 99-8; 5. Chapman, VA, 94-9.

Long Jump: 1. Strecker, McG, 16-10.75; 2. Nickels, Jones, 16-8.5; 3. Dunaway, Pur, 16-6.25; 4. Meer, WC, 16-4; 5. Garrett, McG, 15-11; 6. Hepburn, WC, 15-7.75.

High Jump: 1. Childers, Chan, 5-2; 2. Dunaway, Pur, 5-0; 3. Freeman, Jones, 5-0; 4. (Tie) Burns, Plain, Epperson, Gr, Childs, Har, 4-8.

Plainview Invite

4/18/98

Girls

TEAM SCORING: 1. Plainview 202; 2. Oklahoma City Bishop McGuinness 151; 3. Purcell 84; 4. Lone Grove 59; 5. Tishomingo 34; 6. Lindsay 33; 7. Sulphur 24; 8. Pauls Valley 16; 9. Dickson 15.

100: 1. Pepper Mims, Lone Grove, 13.07; 2. Bruner, Sulphur, 13.1; 3. Kristen Brown, Plainview, 13.29; 5. Randi Barton, Lone Grove, 13.35; 6. Leslie Brown, Plainview, 13.52.

200: 1. April Holmes, Plainview, 27.2; 2. Polk, Purcell, 27.4; 3. Mims, Lone Grove, 27.62; 4. Henderson, Sulphur, 29.09; 5. Bruner, Sulphur, 29.42; 6. L. Brown, Plainview, 29.49.

400: 1. Lyrisha Lampkin, Plainview, 1:02.37; 2. Justus, Pauls Valley, 1:02.9; 3. Femtem, Lindsay, 1:02.94; 6. Mitchell, Lone Grove, 1:05.87.

800: 1. Vera Waller, Plainview, 2:30.94; 2. Justus, Pauls Valley, 2:34.91; 3. Hogan, Bishop McGuinness, 2:35.16; 4. Candice Cox, Plainview, 2:39.52; 5. Smith, Sulphur, 2:42.16.

1,600: 1. Jordan, Bishop McGuinness, 5:07.18 (state record); 2. Baumeister, Bishop McGuinness, 5:51.44; 3. Dunaway, Purcell, 5:52.99; 4. Hicks, Dickson, 5:54.4; 5. Harvey, Plainview, 5:55.99.

3,200: 1. Kelley, Bishop McGuinness, 12:08.84; 2. Becky Harvey, 12:22.06; 3. Baumeister, Bishop McGuinness, 12:23.43; 4. Lindsay Hicks, Dickson, 12:37.73.

100H: 1. Magan Merritt, Plainview, 16.62; 2. Sexauer, Bishop McGuinness, 17.42; 3. Katie Utley, Tishomingo, 17.43; 4. Bloodworth, Plainview, 17.71; 5. Megan Cunningham, Plainview, 17.73.

300H: 1. Merritt, Plainview, 50.99; 2. Sexauer, Bishop McGuinness, 52.08; 3. Nickie George, Plainview, 53.3; 4. Utley, Tishomingo, 53.47; 6. Cunningham, Plainview, 55.21.

400 Relay: 1. Bishop McGuinness, 50.8; 2. Plainview, 51.58; 3. Purcell, 52.1; 4. Lone Grove, 52.67; 5. Tishomingo, 56.64.

800-Relay -- 1. Plainview, 1:48.38; 2. Bishop McGuinness, 1:49.8; 3. Purcell, 1:50.86; 4. Lone Grove, 1:54.43; 5. Tishomingo, 2:00.81; 6. Dickson 2:07.71.



ELK CITY INVITATIONAL-- Elk City makes the last handoff en route to a second place in the 3200 relay. Photo by Roger Taylor

1600 Relay: 1. Purcell 4:17.03; 2. Plainview 4:18.43; 3. McGuinness 4:19.67; 4. Lone Grove 4:34.42; 5. Tishomingo, 4:45.68; 6. Dickson, 4:57.86.

3,200 Relay: 1. Bishop McGuinness, 10:02.28; 2. Plainview, 10:25.27; 3. Lindsay, 10:53.56; 5. Tishomingo, 11:18.73; 6. Dickson, 11:46.04.

Long Jump: 1. Kelli Smith, Lindsay, 16-3 1/2; 2. Strecker, Bishop McGuinness, 15-7 1/2; 3. Kaci Bloodworth, Plainview, 14-7 1/2; 5. Renea Burns, Plainview, 14-4 1/2.

High Jump: 1. Dunaway, Purcell, 5-2; 2. R. Burns, Plainview, 5-1; 3. Chera Burns, Plainview, 5-0; 4. Brooke Scott, Lone Grove, 4-10; 5. Kenda Schoonover, Lone Grove, 4-10.

Shot Put: 1. Jessica Easterling, Plainview, 37-10 1/2; 2. Kim Davis, Tishomingo, 34-9 1/2; 3. Sara Williamson, Plainview, 33-5; 6. Amanda Scott, Plainview, 28-9 1/2.

Discus: 1. Lindsey Vance, Plainview, 126-8 1/2 (school record); 2. Dana Shaffer, Sulphur, 109-5; 3. Katie Kitch. Chandra Ratcliff, Dickson, 86-1.

Boys

TEAM SCORING: 1. Bishop McGuinness 179 1/2; 2. Purcell 76; 3. Lone Grove 75; 4. Tishomingo 45; 5. Dickson 27; 6. Sulphur 24; 7. Davis, 23; 8. (tie) Pauls Valley and Kingston 18; 10. Plainview 17; 11. Fox 12 1/2; 12. Lindsay 10, Thackerville 8.

100: 1. Irwin, Purcell, 11.3; 2. Johnny Fielder, Lone Grove, 11.31; 3. Summers, Lone Grove, 11.45; 6. (tie) Matt Rushing, Fox and Enoch Bishop McGuinness, 11.74.

200: 1. Irwin, Purcell, 23.29; 2. Fielder, Lone Grove, 23.3; 3. Caraway, Tishomingo, 23.72.

400: 1. Derick Babcock, Lone Grove, 51.08; 2. Amous, Bishop McGuinness, 51.93; 3. Justin Chronister, Davis, 52.09; 5. Tommy Alexander, Dickson, 52.26.

800: 1. D. Lampkin, Dickson, 1:59.46; 2. Caldwell, Pauls Valley, 2:00.86; 3. Orch, Bishop McGuinness, 2:04.58; 6. James Lampkin, Dickson, 2:09.64.

1,600: 1. Connolly, Bishop McGuinness, 4:40.28; 2. D. Lampkin, 4:47.41; 3. Lowry, Bishop McGuinness, 4:52.07. 4. Randy Womack, Plainview, 4:57.62; 5. Conklin, Plainview, 4:59.55.

3,200: 1. Connolly, McG, 9:33.13; 2. D. Lampkin, Dic, 10:07; 3. Lowry, McG, 10:29; 5. T. Conklin, Plainview, 11:13.19.

110H: 1. Juston Hatfield, Tishomingo, 15.62; 2. Brandon Barker, Sulphur, 16.21; 3. Rushing, Fox, 16.22; 5. Aaron Bull, Davis, 17.64; 6. Clary, Tishomingo, 18.16.

300H: 1. Hatfield, Tishomingo, 40.67; 2. Barker, Sulphur, 41.53; 3. Rushing, Fox, 41.7; 4. Clary, Tishomingo, 43.19; 5. Love, Dickson, 44.63; 6. Bull, Davis, 44.76.

400 Relay: 1. Lone Grove, 44.12; 2. Bishop McGuinness, 44.33; 3. Purcell, 44.71; 4. Davis, 44.97.

1600 Relay: 1. Bishop McGuinness, 3:26.72; 2. Purcell, 3:32.31; 3. Dickson, 3:34.48; 4. Lone Grove, 3:37.37; 5. Davis, 3:40.09.

3,200 Relay: 1. Bishop McGuinness, 8:20.22; 2. Dickson, 8:27.82; 3. Purcell, 8:53.96; 4. Plainview, 8:58.54; 5. Lone Grove, 10:26.66.

Long Jump: 1. Enoch, Bishop McGuinness, 19-10; 2. Coe, Bishop McGuinness, 19-4; 3. Neslony, Bishop McGuinness, 19-2.5; 4. Travis Washington, Lone Grove, 19-1/2; 5. Ricky Peoples, Dickson, 18-2.5.

High Jump: 1. Elkins, Lindsay, 5-11; 2. Jeremy Lindsay, Thackerville, 5-10; 3. Brandon Caraway, Tishomingo, 5-10; 4. Jake Adams, Lone Grove, 5-4; 5. Brandon Thompson, Davis, 5-4.

Shot Put: 1. Page, Purcell, 51-6.5; 2. Kyle Williams, Kingston, 48-11; 3. Chris Owens, Sulphur, 48-9; 5. E.J. Forsythe, Lone Grove, 40-8.5.

Discus: 1. Williams, Kingston, 152-7; 2. Patton, Pauls Valley, 135-4.5; 3. Page, Purcell, 128-5; 5. Cinco Roos, Sulphur, 123-11; 6. Bo Carroll, Lone Grove, 123-8.

Pole Vault: 1. Ryan Loveuinness, 11-6; 6. Alex Ratcliff, Dickson, 10-0.


Jack Hays Mem. Pauls Valley

4/10/98

Boys

TEAMS COMPETING (no team scoring provided): Wynnewood, Tishomingo, Purcell, Prague, Anadarko, Pauls Valley, Madill, Kingston, Plainview, Sulphur, Lone Grove.

100: 1. High, Wyn, 11.25; 2. Knowles, Wyn,



BRISTOW INVITATIONAL-- Depew's Angie Payne won the 400 with a time of 1:02.29. Photo by Roger Taylor

11.35; 3. Hatfield, Tish, 11.57. **200:** 1. Irwin, Pur, 23.56; 2. Knowles, Wyn, 23.80; 3. Freeze, Pra, 24.07. **400:** 1. Babcock, LG, 51.25; 2. Caraway, Tish, 52.13; 3. Harpole, Wyn, 52.46. **800:** 1. Caldwell, PV, 2:02.0; 2. Roundface, Ana, 2:03.58; 3. Gouge, Ana, 2:05.52. **1600:** 1. Stone, Pra, 4:52.20; 2. Womack, Plain, 4:52.59; 3. Conklin, Plain, 4:56.62. **3200:** 1. Stone, Pra, 10:35.90; 2. Roundface, Ana, 10:52.24; 3. Barker, Sul, 42.18. **400 Relay:** 1. Wynnewood 43.97; 2. Lone Grove 44.56; 3. Purcell 44.82. **1600 Relay:** 1. Purcell 3:33.50; 2. Prague 3:34.46; 3. Sulphur 3:34.97. **3200 Relay:** 1. Anadarko 8:42.21; 2. Purcell 8:59.08; 3. Tuttle 9:02.10. **Shot:** 1. Page, Pur, 53.0.5; 2. Owens, Sul, 50-0.25; 3. Williams, Kings, 48-9.5. **Discus:** 1. Williams, Kings, 145-3; 2. Page, Pur, 134-2; 3. Patton, PV, 125-1. **Long Jump:** 1. High, Wyn, 23.2.5; 2. High, Wyn, 22-10; 3. Hall, Wyn, 20-0.5. **High Jump:** 1. Barton, Ana, 6-6; 2. Worley, Mays, 6-2; 3. Hicks, Wyn, 6-2. **Pole Vault:** 1. Kinslow, Pra, 12-6; 2. Hill, Pra, 11-6; 3. Clang, Tish, 9-6.

Girls

TEAMS COMPETING (no team scoring provided): Jones, Seminole, Anadarko, Madill, Pauls Valley, Purcell, Lindsay, Maysville, Tishomingo, Wynnewood, Prague, Lone Grove.

100: 1. Nichols, Jones, 12.50; 2. Cravens, Sem, 12.68; 3. Bedford, Ana, 13.10. **200:** 1. Cravens, Sem, 26.73; 2. Nichols, Jones, 26.78; 3. Polk, Pur, 27.23. **400:** 1. Stafford, Mad, 1:02.69; 2. Justice, PV, 1:03.18; 3. Femtem, Lin, 1:04.33. **800:** 1. Justice, PV, 2:37.72; 2. Gagant, Sem, 2:41.07; 3. Scribner, Tish, 2:42.07. **1600:** 1. :52.83; 2. Riddle, Lin, 13:10.20; 3. Turner, Mays, 13:37.87. **100H:** 1. Bedford, Ana, 15.60; 2. Johnston, Jones, 16.96; 3. Utley, Tish, 17.87. **300H:** 1. Johnston, Jones, 49.25; 2. Bedford, Ana, 50.36; 3. Bullard, LG, 50.52.

400 Relay: 1. Jones 52.10; 2. Seminole 52.37; 3. Tuttle 53.09. **800 Relay:** 1. Seminole 1:50.75; 2. Wynnewood 1:51.19; 3. Purcell 1:52.16. **1600 Relay:** 1. Prague 4:18.63; 2. Madill 4:19.46; 3. Jones 4:24.72. **3200 Relay:** 1. Madill 10:34.87; 2. Jones 10:57.22; 3. Prague 10:57.91. **Shot:** 1. Dotson, Wyn, 39-0.5; 2. Jones, PV, 36-0; 3. Davis, Tish, 35-5. **Discus:** 1. Dotson, Wyn, 126-0; 2. Jones, PV, 111-2; 3. Mitchell, LG, 102-10. **Long Jump:** 1. Nichols, Jones, 16-5; 3. Smith, Lin, 16-3; 3. Kiser, Mad, 15-11. **High Jump:** 1. Dunaway, Pur, 5-2; 2. Freeman, Jones, 5-0; 3. Scott, LG, 5-0.

Ringwood Invite

4/25/98

Boys

TEAMS SCORING: 1. Timberlake 110.75; 2. Thomas 82; 3. Cherokee 67.76; 4. Hydro 66; 5. Medford 65; 6. Drum-

Continued on next page



BRISTOW INVITATIONAL--Seminole makes the handoff in the 1600 relay won by Mannford with a time of 4:20.8. Photo

Continued from previous page

mond 52; 7. Mooreland 25; 8. Pond Creek-Hunter 20; 9. Pioneer-Pleasant Vale 17; 10. Canton 13.5; 11. Ringwood 11; 12. (Tie) Waukomis, Shidler 10; 14. (Tie) Garber, Lomega 8; 16. (Tie) Okeene, Covington-Douglas 5; 18. Burlington 2; 19. Burns flat-dill City 1.

100: 1. Judd, Tim, 11.07; 2. Hepner, Moor, 11.37; 3. Conrady, Dru, 11.39; 4. Nolte, PPV, 11.51; 5. Vowell, Can, 11.54; 6. Wynes, Moor, 11.77.

200: 1. Gonzales, Med, 22.43; 2. Neese, tho, 22.84; 3. Conrady, Dru, 23.40; 4. Casteel, CD, 23.84; 5. Smith, Can, 23.90; 6. Fowble, Ring, 23.94.

400: 1. Gonzales, Med, 52.16; 2. K. Pierce, Tim, 54.59; 3. R. Pierce, Tim, 55.78; 4. Cramer, CD, 55.97; 5. Westfahl, Dru, 56.16; 6. Beckner, Tim, 56.31.

800: 1. Ginn, Hy, 2:01.27; 2. R. Pierce, Tim, 2:06.68; 3. Kerstein, Gar, 2:08.61; 4. Beltner, Cher, 2:08.83; 5. P. Pierce, Tim, 2:11.09; 6. Corenza, Med, 2:11.37.

1600: 1. Pebeashy, Hy, 4:47.50; 2. Ginn, Hy, 4:57.64; 3. Briley, Ring, 5:03.99; 4. Brown, Shid, 5:11; 5. Davis, Buri, 5:11.94; 6. Masssal, CD, 5:15.

3200: 1. Pebeashy, Hy, 10:34.20; 2. Ginn, Hy, 10:52.69; 3. Brown, Shid, 10:56.13; 4. Briley, Ring, 11:00.49; 5. Deck, tho, 11:29.88; 6. Newman, Okeene, 11:37.55.

110H: 1. Judd, Tim, 15.74; 2. Zachary, Med, 15.86; 3. Rogers, Med, 16.03; 4. Phillips, 17.42; 5. Taufest, Can, 17.48; 6. Chapman, Tim, 19.59.

300H: 1. Judd, Tim, 40.31; 2. Zachary, Med, 41.69; 3. Taufest, Can, 42.58; 4. Gibson, Cher, 44.03; 5. Fleer, Dru, 42.0; 6. Phillips, Cher, 44.41.

400 Relay: 1. Thomas 44.73; 2. Drummond 45.30; 3. Mooreland 45.33; 4. Lomega 45.38; 5. Pioneer-Pleasant Vale 46.16; 6. Waukomis 46.95.

1600 Relay: 1. Cherokee 3:34.25; 2. Thomas 3:35.29; 3. Timberlake 3:37.68; 4. Medford 3:39.10; 5. Okeene 3:42.61; 6. Waukomis 3:46.25.

3200 Relay: 1. Hydro 8:40.36; 2. Timberlake 8:45.03; 3. Thomas 8:53.21; 4. Cherokee 9:01.35; 5. Waukomis 9:06.23; 6. Covington-Douglas 9:32.29.

Shot: 1. McReynolds, PCH, 46.9-5; 2. Loasch, PPV, 44-0; 3. Poe, Cher, 43-6; 4. Imboden, Tho, 42-10; 5. Allen, Tim, 42-3.5; 6. Simmons, BFDC.

Discus: 1. McReynolds, PCH, 149-4.75; 2. Poe, Cher, 145-6.5; 3. Allen, Tim, 142-2.5; 4. Imboden, Tho, 132-0; 5. Vculeky, Wauk, 128-7.5; 6. France, CD, 123-0.

Long Jump: 1. Scott, Dru, 22-5.5; 2. Neese, tho, 21-7.5; 3. Fleer, Dru, 20-5.5; 4. Goss, Cher, 20-2; 5. Kerstein, Gar, 19-10.5; 6. Nolte, PPV, 19-8.5.

High Jump: 1. Sloveczek, Tim, 6-4; 2. Bennett, tho, 6-2; 3. Baldwin, CD, 6-2; 4. Fleer, Dru, 6-0; 5. (Tie) Goss, Cher, McNaulty, Can, Wohman, Can, McEachern, tim, 5-10.

Pole Vault: 1. Green, Med, 10-6; 2. Schmbacher, Cher, 10-6; 3. Easton, Tim, 9-6; 4. Wilson, Moor, 9-0; 5. Judd, Tim, 9-0.

Girls

TEAM SCORING: 1. Cherokee 114; 2. Pond Creek-Hunter 110; 3. Thomas 95; 4. Canton 48; 5. Mooreland 41; 6. Waukomis 33; 7. Ringwood 26.5; 8. Timberlake 26; 9. Hydro 24; 10. (Tie) Drummond, Pioneer-Pleasant Vale 22; 12. Covington-Douglas 18; 13. Medford 12; 14. Garber 11; 15. Cimarron 7; 16. Lomega 4; 17. Waynoka 2.5; 18. Canton B 2.

100: 1. Highfill, Moor, 12.69; 2. Thomas, PPV, 12.77; 3. Buchanan, Dru, 12.79; 4. Easterly, PCH, 13.40; 5. Pieper, Hy, 13.41; 6. Bentz, Gar, 13.49.

200: 1. Thompson, PPV, 26.38; 2. Highfill, Moor, 26.99; 3. Buchanan, Dru, 27.52; 4. Harmar, Tho, 27.95; 5. Cunningham, Moor, 28.06; 6. Bode, Cim, 28.52.

400: 1. Neese, Tho, 1:02.49; 2. Manering, Tho, 1:04.24; 3. Parker, tho, 1:04.38; 4. Gray, Can, 1:05.43; 5. Bode, Cim, 1:07.44; 6. Fuxa, Wauk, 1:07.69.

800: 1. Neese, Tho, 2:29.12; 2. Gray, Can, 2:32.27; 3. Guffy, Ring, 2:38.68; 4. Bode, Cim, 2:38.88; 5. Bickerstaff, Med, 2:30.90; 6. Buller, Tim, 2:43.77.

1600: 1. Claffin, Ring, 6:04.15; 2. Sweeney, Hy, 6:20.57; 3. Stevens, CD, 6:26.87; 4. Canada, Can, 6:35.22; 5. Kildow, Cher, 6:41.77; 6. Gregory, Tim, 6:51.38.

3200: 1. Claffin, Ring, 12:67.16; 2. Stevens, CD, 13:41.41; 3. Sweeney, Hy, 14:01.25; 4. Moore, Can, 14:15.31; 5. Cunningham, Cher, 14:19.49; 6. Garriott, Can, 14:50.49.

100H: 1. Melvin, Wauk, 17.33; 2. Means, Cher, 17.35; 3. Weassels, Cher, 17.37; 4. Pieper, Hy, 18.84; 5. Howard, Can, 18.56; 6. Gregory, Can, 18.73.

300H: 1. A. Apperson, PCH, 49.81; 2. Means, Cher, 50.27; 3. Bentz, Gar, 50.54; 4. Pieper, Hy, 52.04; 5. Metscher, CD, 53.09; 6. Highfill, Moor, 53.16.

400 Relay: 1. Pond Creek-Hunter 52.83; 2. Cherokee 54.77; 3. Timberlake 54.97; 4. Waukomis 55.39; 5. Lomega 58.54.

800 Relay: 1. Pond Creek-Hunter 1:52.22; 2. Thomas 1:55.61; 3. Mooreland 1:57.04; 4. Cherokee 1:58.59; 5. Timberlake 1:59.38; 6. Waukomis 1:59.94.

1600 Relay: 1. Thomas 4:15.52; 2. Pond Creek-Hunter 4:16.20; 3. Canton 4:34.51; 4. Cherokee 4:38.98; 5. Timberlake 4:43.20; 6. Covington-Douglas 4:48.31.

3200 Relay: 1. Thomas 10:42.60; 2. Pond Creek-Hunter 10:51.69; 3. Canton 11:00.41; 4. Cherokee 11:20.82; 5. Timberlake, 11:47.31; 6. Canton B 11:58.95.

Shot: 1. Phillips, Cher, 42-8.5; 2. Buck, Cher, 41-9.75; 3. Barwick, PCH, 35-8.5; 4. Bowers, Cher, 33-11.5; 5. Kindred, PCH, 33-10; 6. Ball, Way, 29-11.5.

Discus: 1. Phillips, Cher, 120-0.25; 2. Buck, Cher, 98-7.25; 3. Bowers, Cher, 95-3.5; 4. Barwick, PCH, 94-11.25; 5. Kindred, PCH, 94-9.88; 6. Ball, Way, 77-9.66.

Long Jump: 1. Wheeler, Dru, 17-2; 2. Kirby, PCH, 17-0.5; 3. Melvin, Wauk, 16-2.5; 4. Bentz, Gar, 15-9; 5. Crowder, Cher, 15-2; 6. Allen, Tho, 15-1.5.

High Jump: 1. Mennin, Med, 5-2; 2. Pyle, Moor, 5-0; 3. Melvin, Wauk, 5-0; 4. Mullen, PPV, 4-10; 5. Kelso, PCH, 4-10; 6. (Tie) Gauley, Ring, Belmon, Way, 4-8.

Ringwood 8-Man

4/16/98

Boys

TEAM SCORING: 1. Cherokee 109; 2. Timberlake 101; 3. Medford 87; 4. Snyder 41; 5. Waukomis 29; 6. Wakita 28; 7. Freedom 23; 8. Yale 22; 9. Pond Creek-Hunter 20; 10. Garber 18; 11. (Tie) Ringwood, Covington-Douglass 16; 13. Deer Creek-Lamont 15; 14. (Tie) Waynoka, Windsor Hills 12; 16. (Tie) Shidler, Pioneer-Pleasant Vale 10; 18. Alex 8; 19. Buffalo 6; 20. Burns Flat-Dill City 2; 21. Sharon Mutual 1.

100: 1. Kibble, Sny, 11.3; 2. Gibson, Yale, 11.63; 3. Littlefield, Cher, 11.66; 4. Nolte, PPV, 11.87; 5. Komele,

Free, 11.96; 6. Costeel, CD, 11.97.

200: 1. Judd, Tim, 23.79; 2. Gonzales, Med, 23.40; 3. Littlefield, Cher, 23.57; 4. Dickey, Sny, 23.71; 5. Gibson, Yale, 24.09; 5. Guinn, Alex, 24.12.

400: 1. Dickey, Sny, 51.34; 2. Gonzales, Med, 52.30; 3. Peirce, Tim, 53.29; 4. Metcalf, DCL, 53.68; 5. Taylor, BFDC, 55.47; 6. Guinn, Alex, 55.67.

800: 1. Pierce, Tim, 2:05.80; 2. Kertien, Gar, 2:08.16; 3. Rohers, Buf, 2:08.68; 4. Lorenza, Med, 2:10.05; 5. Rollins, Alex, 2:10.29; 6. Pelter, Cher, 2:11.76.

1600: 1. Hern, Wak, 5:00.79; 2. Briley, Ring, 5:05.82; 3. McEachern, Tim, 5:08.87; 4. Rollins, Alex, 5:09.16; 5. Crenshaw, Wauk, 5:15.24; 6. Chapman, Tim, 5:20.60.

3200: 1. Brown, Shid, 11:02.09; 2. Briley, ring, 11:09.23; 3. S. Hern, Wak, 11:11.44; 4. D. Hern, Wak, 11:22.80; 5. Chapman, Tim, 11:28.09; 6. McEachern, Tim, 11:39.78.

110H: 1. Judd, Tim, 15.49; 2. Dickey, Sny, 16.58; 3. Rodger, Med, 16.94; 4. Zachary, Med, 17.45; 5. Phillips, Cher, 17.60; 6. Fischer, CD, 17.88.

300H: 1. Judd, Tim, 40.30; 2. Gibson, Cher, 40.50; 3. Zachary, Med, 43.52; 4. Baldwin, CD, 45.33; 5. Rodgers, Med, 45.98; 6. Elliott, WH, 46.17.

400 Relay: 1. Medford 45.45; 2. Cherokee 45.48; 3. Freedom, 45.88; 4. Snyder 46.58; 5. Waynoka 46.63; 6. Yale 46.95.

1600 Relay: 1. Cherokee 3:35.31; 2. Medford 3:39.67; 3. Waukomis 3:46.15; 5. Windsor Hills 3:48.82; 5. Deer Creek-Lamont 3:45.75; 6. Waynoka 3:47.89.

3200 Relay: 1. Timberlake 8:45.41; 2. Cherokee 8:55.31; 3. Waukomis 9:11.43; 4. Wakita 9:22.95; 5. Deer Creek-Lamont 9:25.16; 6. Windsor Hills 9:29.21.

Shot: 1. McReynolds, PCH, 46-5.75; 2. Poe, Cher, 45-8; 3. Selger, Way, 45-3.75; 4. (Tie) Underwood, Free, Allen, Tim, 43-1.5; 6. Johnson, Sny, 41-8.75.

Discus: 1. McReynolds, PCH, 139-11; 2. Allen, Tim, 136-0; 3. Underwood, Free, 134-0; 4. Poe, Cher, 128-8; 5. Vulek, Wauk, 115-0; 6. Raines, SM, 110-3.

Long Jump: 1. Kersten, Gar, 20-3.25; 2. Goss, Cher, 20-2.5; 3. Walte, PPV, 19-9.5; 4. (Tie) Teft, DCL, Killian, Med, 19-9.

High Jump: 1. Baldwin, CD, 6-2; 2. Sloucek, Tim, 6-0; 3. McEachern, Tim, 6-0; 4. Goss, Cher, 5-10; 5. Elliot, Yale, 5-10; 6. Maly, Wauk, 5-8.

Pole Vault: 1.

*meet record

**tied meet record

Girls

TEAM SCORING: 1. Buffalo 131; 2. Pond Creek 110; 3. Cherokee 60; 4. Waynoka 55.5; 5. Ringwood 50; 6. Pioneer-Pleasant Vale 34; 7. Mt. View-Gotebo 29.5; 8. Waukomis 26; 9. Timberlake 22; 10. Garber 20; 11. Wakita 17; 12. Yale 13; 13. (Tie) Covington-Douglass, Deer Creek-Lamont 11; 15. Medford 10; 16. Alex 9; 17. Burns Flat-Dill City 8; 18. Geary 2; 19. Prue 1.

100: 1. Bouse, Way, 13.59; 2. Thomason, PPV, 13.65; 3. Laird, MVG, 13.97; 4. Easterly, PCH, 14.17; 5. Bentz, Gar, 14.24; 6. Dies, Buf, 14.42.

200: 1. Thomason, PPV, 27.89; 2. Guffy, Ring, 29.12; 3. Laird, MVG, 29.13; 4. Gage, Alex, 29.20; 5. Smith, Way, 29.59; 6. Dally, DCL, 29.89.

400: 1. Morris, Buf, 61.41; 2. Guffy, Ring, 65.84; 3. Metscher, DC, 67.37; 4. Robison, Buf, 68.62; 5. Blowser, Gea, 68.85; 6. Klandt, Alex, 69.08.

800: 1. Prophet, Buf, 2:33.74; 2. Rapp, Wak, 2:35.43; 3. Guffy, Ring, 2:39.95; 4. Buller, Tim, 2:45.35; 5. Sproull, DCL, 2:46.87; 6. Sherman, PCH, 2:48.16.

1600: 1. Claffin, Ring, 6:16.74; 5. Tebow, DCL, 6:18.06; 6. Stephens, CD, 6:33.28.

3200: 1. Claffin, Ring, 12:46.74; 2. Hudson, Buf, 13:22.46; 3. Tebow, DCL, 13:39.15; 4. Stevens, CD, 13:47.16; 5. Cunningham, Cher, 14:05.19; 6. Stouffer, Cher, 14:43.45.

100H: 1. Apperson, PCH, 17.49; 2. Pendergraft, Yale, 17.75; 3. Melvin, Wauk, 17.92; 4. Bentz, Gar, 17.99; 5. Wessels, Cher, 18.05; 6. Milburn, Prue, 18.15.

300H: 1. Shane, Buf, 48.89; 2. Bentz, Gar, 51.89; 3. Apperson, PCH, 52.81; 4. Wessels, Cher, 53.94; 5. Breckner, Wauk, 54.40; 6. Feist, Wak, 55.88.

400 Relay: 1. Buffalo 52.87; 2. Waynoka 53.41; 3. Pond Creek-Hunter 53.58; 4. Pioneer-Pleasant Vale 55.17; 5. Timberlake 55.21; 6. Burns Flat-Dill City 56.56.

800 Relay: 1. Buffalo 1:52.51; 2. Pond Creek-Hunter 1:54.09; 3. Waynoka 1:54.94; 4. Mt. View-Gotebo, 1:59.49; 5. Yale 2:00.41; 6. Wakita 2:01.11.

1600 Relay: 1. Buffalo 4:18.26; 2. Pond Creek-Hunter 4:20.59; 3. Waynoka 4:39.12; 4. Mt. View-Gotebo 4:41.46; 5. Waukomis 4:43.17; 6. Timberlake 4:43.20.

3200 Relay: 1. Pond Creek-Hunter 11:07.34; 2. Buffalo 11:08.81; 3. Timberlake 11:28.37; 4. Cherokee 11:39.79; 5. Burns Flat-Dill City 11:50.31; 6. Alex 12:46.48.

Shot: 1. Phillips, Cher, 40-8.75; 2. Buck, Cher, 40-2.5; 3. Barwick, PCH, 36-3.5; 4. Kindred, PCH, 35-1.25; 5. Smiley,

Way, 34-8.75; 6. Feely, Cher, 33-11.5.

Discus: 1. Phillips, Cher, 108-4; 2. Bowers, Cher, 104-7; 3. Buck cher, 95-4; 4. Humble, PCH, 88-0; 5. Barwick, Alex, 87-11.5; 6. Kindred, PCH, 83-1.5.

Long Jump: 1. Kirby, PCH 16-7.5; 2. Melvin, Wauk, 16-4.75; 3. Bentz, Gar, 15-4.75; 4. Gauley, Ring, 15-3; 5. Marrow, BFDC, 14-7; 6. Pendergraft, Yale, 14-6.5.

High Jump: 1. Mennen, Med, 4-10; 2. Mullen, PPV, 4-10; 3. Melvin, Wauk, 4-8; 4. Gauley, ring, 4-8; 5. (Tie) Prentice, MVG, Gaskill, Way, 4-6.

Sapulpa Invitational

4/17/98

Boys

TEAM SCORING: 1. Broken Arrow 152; 2. Stillwater 72; 3. B.T. Washington 69; 4. Hal; 9. Caney Valley 30; 10. Edison 16; 11. Sapulpa B 4.

100: 1. Barnett, Un, 11.05; 2. Thomas, Un, 11.17; 3. Williams, BTW, 11.24; 4. Mahan, Hale, 11.26; 5. Griffen, Rog, 11.36; 6. Young, Hale, 11.48.

200: 1. Talton, BA, 22.43; 2. Thomas, Un, 22.85; 3. Works, BTW, 12.99; 4. Borghese, BA, 23.40; 5. Purnell, Unattached, 23.36; 6. Johnson, Hale, 23.61.

400: 1. Purnell, BA, 51.35; 2. Manning, Rogers, 51.65; 3. Colby, BTW, 52.57; 4. Tillman, PonC, 52.94; 5. Zachery, Sap, 53.47; 6. Naylor, BA, 53.49.

800: 1. McNair, CV, 1:56.74; 2. Talton, BA, 1:57.04; 3. Manning, Rogers, 2:01.56; 4. Anderson, Sap, 2:08.37; 5. Williams, Stw, 2:08.82; 6. Buck, PonC, 2:09.76.

1600: 1. McNair, CV, 4:30.03; 2. Smith, Sap, 4:43.01; 3. Alewine, BA, 4:44.33; 4. Jungers, Stw, 4:45.32; 5. Breish, Unattached, 4:46.59; 6. Hendrix, BA, 4:47.87.

3200: 1. Wright, BA, 9:58.21; 2. Paschal, PonC, 10:00.73; 3. Smith, Sap, 10:21.82; 4. Wilcox, Un, 10:32.27; 5. Froelich, BA, 10:39.40; 6. Rogers, Stw, 10:41.88.

110H: 1. Naylor, BA, 14.85; 2. Walling, Stw, 15.86; 3. Colbert, BTW, 16.00; 4. Rains, Stw, 17.49; 5. Adams, BA, 19.08.

300H: 1. Jones, BA, 41.18; 2. Walling, Stw, 42.19; 3. Rains, Stw, 42.19; 4. Adams, BA, 44.80; 5. Gross, Unattached, 45.30; 6. Chambray, PonC, 47.47.

400 Relay: 1. B.T. Washington 44.12; 2. Hale 44.28; 3. Broken Arrow 44.64; 4. Stillwater 45.35; 5. Sapulpa 46.69; 6. Unattached 47.21.

1600 Relay: 1. Broken Arrow 3:27.09; 2. Rogers 3:28.96; 3. B.T. Washington 3:33.31; 4. Sapulpa 3:34.10; 5. Hale 3:36.46; 6. Ponca City 3:36.99.

3200 Relay: 1. Sapulpa 8:33.56; 2. Broken Arrow 8:39.51; 3. Stillwater 8:48.96; 4. Ponca City 9:03.24; 5. Sapulpa B 9:07.04; 6. Hale 9:16.45.


Shot: 1. Lewis, Stw, 46-9.5; 2. Williams, CV, 45-1.5; 3. Jackson, Ed, 44-7; 4. Wilson, Hale, 42-9.5; 5. Scott, CV, 42-1.5; 6. Green, BTW, 41-11.

Discus: 1. Hines, BA, 152-1; 2. Martinson, Hale, 134-7; 3. Johnson, Un, 134-1; 4. McCray, MA, 117-11.5; Simmons, Sap, 111-8; 6. Skoch, Stw, 110-4.

Long Jump: 1. Lee, Ed, 21-1; 2. Hall, BTW, 20-6.5; 3. Peterson, Hale, 20-6; 4. Geeter, BTW, 20-1.5; 5. Barnett, Un, 20-1; 6. Allen, Un, 19-8.

High Jump: 1. Peterson, Hale, 6-0; 2. Pritchard, Hale, 6-0; 3. Larrison, PonC, 5-8; 4. Lacour, Unattached, 5-8; 5. Larson, BA, 5-6; 6. Clonnelly, PonC, 5-2.

Pole Vault: 1. Normandin, NA, 13-0; 2. Henderson, Stw, 11-0; 3. Williams, PonC, 10-6.



OBU INVITATIONAL--Noble's Lori Able clears a hurdle in the 300 hurdle race. Photo by Roger Taylor

Continued on next page



RUNNING ACROSS OKLAHOMA SUPPLYING

- Running shoe
- Track spikes
- Racing flats
- Cross country spikes
- Track supplies

- Warm-ups
- Uniforms
- Cross country supplies
- Team service
- Team discounts

**NIKE ADIDAS ASICS SAUCONY MIZUNO
NEW BALANCE BROOKS INSPORT TIMEX**

Brookhave Village - 36th & W. Robinson - Norman, OK 447-8445



BEAVER INVITATIONAL--Beaver and Boise City make the first handoff in the 3200 relay.
Photo by Roger Taylor

Continued from previous page

Girls

TEAM SCORING: 1. Hale 128; 2. Stillwater 119; 3. Union 60; 4. Grove 58; 5. Broken Arrow 57; 6. B.T. Washington 47; 7. Rogers 44; 8. Sapulpa 42; 9. Kelley 28; 10. Edison 18; 11. Ponca City 8; 12. Stillwater B 6.

100: 1. Perryman, Ed, 12.65; 2. Antoine, BTW, 12.74; 3. Atkins, Rogers, 12.83; 4. Fulbright, Ed, 12.87; 6. Owens, Stw, 13.47.

200: 1. Antoine, BTW, 26.33; 2. Harbin, Hale, 26.64; 3. Peterson, Hale, 27.07; 4. J. Schultz, Un, 27.24; 5. C. Schultz, Un, 27.70; 6. Washington, BTW, 27.95.

400: 1. Bratton, Hale, 1:00.04; 2. Hutchins, Stw, 1:00.42; 3. Brown, BTW, 1:01.45; 4. DeVault, Sap, 1:03.21; 5. Lopez, Un, 1:04.08; 6. Hall, BA, 1:04.16.

800: 1. Talton, BA, 2:23.98; 2. Bratton, Hale, 2:27.54; 3. Kmetz, Kel, 2:30.89; 4. Schultz, Un, 2:31.31; 5. Northcut, Grove, 3:34.48; 6. Zeno, Hale, 2:35.55.

1600: 1. Hill, Sap, 5:22.28; 2. McVey, Sap, 5:31.13; 3. Bratton, Hale, 5:32.29; 4. Kmetz, Kel, 5:33.07; 5. McCulley, Grove, 5:42.21; 6. Northcut, Grove, 5:52.33.

3200: 1. Bratton, Hale, 11:49.98; 2. McCulley, Grove, 11:51.43; 3. Ahlgren, Sap, 11:56.84; 4. Fields, Grove, 12:24.41; 5. Kelly, Stw, 12:35.30; 6. Wagner, Kel, 13:05.25.

100H: 1. James, Un, 15.27; 2. Robertson, Grove, 15.48; 3. Austin, Rogers, 15.59; 4. Pilkington, Kel, 17.28; 5. Horn, Kel, 18.29; 6. Steichen, PonC, 20.22.

300H: 1. Robertson, Grove, 45.84; 2. James, Un, 46.30; 3. Lillie, Stw, 49.70; 4. Todd, Un, 50.10; 5. Woods, BTW, 50.88; 6. Drake, Grove, 51.10.

400 Relay: 1. Stillwater 50.54; 2. Hale 50.57; 3. Rogers 51.19; 4. B.T. Washington 51.57; 5. Edison 51.89; 6. Broken Arrow 52.04.

800 Relay: 1. Hale 1:46.70; 2. Broken Arrow 1:48.87; 3. Stillwater 1:49.92; 4. B.T. Washington 1:51.90; 5. Grove 1:53.64; 6. Sapulpa 1:55.83.

1600 Relay: 1. Hale 4:08.80; 2. Stillwater 4:10.16; 3. Rogers 4:12.52; 4. Broken Arrow 4:13.08; 5. Union 4:16.63; 6. Grove 4:18.63.

3200 Relay: 1. Broken Arrow 9:49.06; 2. Hale 9:50.79; 3. Sapulpa 10:03.65; 4. Grove 10:05.33; 5. Kelley 10:16.64; 6. Stillwater 10:49.53.

Shot: 1. McClain, Stw, 39-3; 2. Penn, Un, 33-1.5; 3. Valentine, Hale, 31-11.5; 4. Clark, Stw, 31-10; 5. Love,

PonC, 31-2.5; 6. Troutman, Hale, 30-2.5.

Discus: 1. McClain, Stw, 126-7; 2. Bennett, Un, 107-3; 3. Penn, Un, 103-1; 4. Hines, PonC, 100-6; 5. Pollman, Grove, 94-11' 6; 6. Love, PonC, 87-1.

Long Jump: 1. Ireland, Stw, 15-9; 2. Hutchins, Stw, 15-8; 3. Sanders, Stw, 14-2.5; 4. Battle, BTW, 13-11.5; 5. Kirk, Kel 13-6; 6. Fitzgibbon, Kel, 13-4.5.

High Jump: 1. Lillie, Stw, 4-10; 2. Hutchins, Stw, 4-10; 3. Epperson, Grove, 4-8; 4. Selman, Kel, 4-8; 5. Adams, Unattached

Spiro Invitational

4/21/98

Boys

TEAM SCORING: 1. Okmulgee 113; 2. Spiro 100.5; 3. Poteau 60; 4. Quinton 55; 5. Warner 53; 6. Sallisaw 52; 7. Pucvener, Moyers 12; 13. Hugo 9; 14. Stigler 7.5; 15. Sallisaw Central 6; 16. Oktaha 4.

100: 1. Br. Steele, Spiro, 10.91; 2. Cross, Okm, 11.02; 3. Johnson, Okm, 11.07; 200: 1. Br. Steele, Spiro, 22.80; 2. Johnson, Okm, 22.88; 3. Cross, Okm, 22.96. **400:** 1. J. Johnson, Spiro, 49.68; 2. Turner, Okm, 52.03; 3. Kelsey, SCen, 52.24. **800:** 1. Cox, Sal, 2:10.74; 2. England, Moyers, 2:12.56; 3. Picking, Idabel, 2:14.23. **1600:** 1. Caldwell, FG, 4:52.19; 2. Pallor, Sal, 4:53.12; 3. Willman, Quin, 5:00.19.

3200: 1. Caldwell, FG, 10:08.91; 2. Heckle, Vian, 10:3.57; 3. Pallor, Sal, 10:43.32. **110H:** 1. Bt. Steele, Spiro, 14.80; 2. Blankenship, Quin, 15.15; 3. Oates, War, 16.93. **300H:** 1. Bt. Steele, Spiro, 39.42; 2. Holman, Sal, 41.02; 3. Stokley, Okm, 41.51. **400 Relay:** 1. Okmulgee 42.51; 2. Spiro 42.81; 3. Poteau 44.47. **1600 Relay:** 1. Spiro 3:29.89; 2. Okmulgee 3:35.18; 3. Warner 3:36.95. **3200 Relay:** 1. Warner 8:47.75; 2. Quinton 8:52.16; 3. Okmulgee 9:03.99. **Shot:** 1. Howell, Idabel, 48-0; 2. Jordan, Hugo, 46-2.75; 3. Francis, pot, 44-3.

Discus: 1. Francis, Pot, 125-3; 2. Rosenberg, Vian, 117-8; 3. Howell, Idabel, 115-7. **Long Jump:** 1. Street, Sal, 20-1; 2. Smith, Pocola, 19-9.5; 3. Prince, Val, 19-5. **High Jump:** 1. Smith, Pocola, 6-3; 2. McKinney, Spiro, 6-0; 3. Cruthorn, Pocola, 6-0. **Pole Vault:** 1. Hurst, Heav, 10-6; 2. Nuerohr, Pot, 10-0; 3. Biddle, Okm, 9-6.

Girls

TEAM SCORING: 1. Warner 143; 2. Sallisaw 127; 3. Okmulgee 78; 4. Spiro 56; 5. Stigler 48; 6. Poteau 41; 7. Moyers 32; 8. Valliant 23; 9. Oktaha 20; 10. Quinton 18; 11.

Vian 12; 12. Idabel 11; 13. Heavener 8.

100: 1. Hawes, Sal, 12.75; 2. Steele, Pot, 12.90; 3. Massey, Spiro, 13.10. **200:** 1. A. Steele, Spiro, 27.60; 2. Steel, Pot, 27.75; 3. Johnson, Sal, 28.08. **400:** 1. Greenmyer, 1:03.24; 2. Toplin, Okm, 1:04.57; 3. Hawes, Sal, 1:06.03. **800:** 1. Turnbull, War, 2:23.85; 2. Roberts, Quin, 2:27.50; 3. Roberts, War, 2:1. Roberts, Quin, 12:41.0; 2. Glease, War, 12:45.1; 3. Robers, War, 13:37.92. **100H:** 1. Lyons, Okm, 16.17; 2. Roye, Stig, 16.67; 3. Tottress, Okm, 17.43. **300H:** 1. Roye, Stig, 48.63; 2. Fox, War, 49.37; 3. Welch, Oktaha, 52.06. **400 Relay:** 1. Sallisaw 51.56; 2. Spiro 51.76; 3. Okmulgee 51.95. **800 Relay:** 1. Sallisaw 1:48.77; 2. Spiro 1:50.31; 3. Warner 1:50.39. **1600 Relay:** 1. Warner 4:15.76; 2. Sallisaw 4:21.53; 3. Stigler 4:28.32. **3200 Relay:** 1. Warner 10:14.95; 2. Sallisaw 11:00.54; 3. Valliant 11:12.25. **Shot:** 1. Martin, Checotah, 32-6; 2. Tomlin, Sal, 32-0; 3. Adjaye, Okm, 31-7. **Discus:** 1. Drew, Vian, 102-9; 2. Henry, Heav, 102-1; 3. Piovarchy, Pot, 96-8. **Long Jump:** 1. Martin, Checotah, 16-5; 2. Jones, War, 15-1; 3. Abdullah, Spiro, 15-1. **High Jump:** 1. Welch, Oktaha, 4-10; 2. Weedon, Sal, 4-10; 3. Martin, Checotah, 4-10.

Panther Relays

Stigler

4/24/98

Boys

TEAM SCORING: 1. Broken Bow 122; 2. Quinton 99; 3. Warner 68; 4. Vian 51; 5. Wagoner 45; 6. (Tie) Poteau, Pocola 30; 8. Savanna 27; 9. Checotah 20; 10. Seminole 16; 11. Stigler 15; 12. Hilldale 14; 13. Heavener 13; 14. Stilwell 11; 15. (Tie) Ft. Gibson, Hartshorne 10; 17. Oktaha 5; 18. Talihina 2.

100: 1. Crenshaw, BB, 11.03; 2. Weaver, Sav, 11.05; 3. Sterling, Wag, 11.09; 4. Smith, Pocola, 11.24; 5. Rea, Quin, 11.25.

200: 1. Butler, Bb, 22.36; 2. Weaver, Sav, 22.45; 3. Sterling, Wag, 22.48; 4. Rea, Quin, 22.90; 5. Spivy, Chec, 23.29; 6. McMahan, Sav, 23.49.

400: 1. Crenshaw, BB, 52.36; 2. Rovos, Stil, 52.95; 3. McGuire, Stig, 53.45; 4. McConahan, Sav, 53.99; 5. Baggis, Tal, 54.22; 6. Penrice, Quin, 54.32.

800: 1. Hornton, War, 2:10.76; 2. Eller, Hil, 2:11.86; 3. Stanfill, Sem, 2:14.48; 4. Gragg, Quin, 2:15.08; 5. Scruggs, Chec, 2:16.12; 6. McGuire, Stig, 2:16.34.

1600: 1. Caldwell, FG, 4:47.20; 2. Heckle, Vian, 4:53.77; 3. Williams, Vian, 4:56.86; 4. Bickfish, Sav, 5:01.03; 5. Wilmon, Quin, 5:02; 6. Oats, War, 5:11.

3200: 1. Heckel, Vian, 10:32.; 2. Barrow, Chec, 11:23.25; 3. Aguerro, Pot, 11:25.37; 4. Wilmon, Quin, 11:44.90; 5. Frazier, Oktaha, 11:49.16; 6. Knight, Stil, 11:49.91.

110H: 1. Blankenship, Quin, 14.57; 2. Cannon, Wag, 15.67; 3. Allison, Sem, 16.21; 4. Oats, War, 16.29; 5. Fry, Hrt, 17.14; 6. Johnson, Sav, 18.54.

300H: 1. Blankenship, Quin, 40.73; 2. Cannon, Wag, 42.27; 3. Roberts, BB, 42.77; 4. Allison, Sem, 42.90; 5. McGuire, Stig, 43.11; 6. Stout, BB, 43.54.

400 Relay: 1. Broken Bow; 2. Quinton; 3. Warner; 4. Wagoner; 5. Pocola; 6. Stilwell.

1600 Relay: 1. Warner 3:36.76; 2. Quinton 3:37.39; 3. Broken Bow 3:42.10; 4. Oktaha 3:47.63; 5. Stigler 3:48.65; 6. Heavener 3:49.69.

3200 Relay: 1. Quinton, 8:50; 2. Warner 8:50.9; 3. Vian 9:06.3; 4. Broken Bow 9:11.25; 5. Heavener, 9:13; 6. Oktaha 9:14.

Shot: 1. P. Tisho, BB, 45-6; 2. Collins, Pot, 45-6; 3. Rosenberg, Vian, 44-6; 4. Weston, War, 44-4; 5. Francis, Pot, 43-8; 6. J. Tisho, BB, 43-7.

Discus: 1. J. Tisho, BB, 139-2.5; 2. Rosenberg, Vian, 125-8; 3. Zellmer, Hil, 123-3.5; 4. Hodge, Bb, 122-9; 5. Francis, Pot, 121-2; 6. Mitchell, Wag, 117-2.5.

Long Jump: 1. Crenshaw, BB, 22-1; 2. Smith, Pocola, 20-3.5; 3. Spring, Chec, 19-10.5; 4. Posey, Pocola, 19-9; 5. Scruggs, Chec, 19-7; 6. Johnson, Sav, 19-4.5.

High Jump: 1. Thomas, Bb, 6-4; 2. Cannon, Wag, 6-2; 3. Smith, Pocola, 6-2; 4. Cauthorn, Pocola, 5-10; 5. Miller, Stig, 5-10; 6. Bacon, Oktaha, 5-10.

Pole Vault: 1. Miller, Quin, 12-6; 2. Hurst, Heav, 11-0; 3. R. Neurhor, Pot, 9-6; 4. C. Neurhor, Pot, 9-6; 5. Davies, Pot, 9-0; 6. Maloch, Vian, 8-6.

Girls

TEAM SCORING: 1. Warner 121; 2. Seminole 91; 3. Stigler 71; 4. Broken Bow 68; 5. Westville 53; 6. Poteau 36; 7. Oktaha 31; 8. Quinton 26; 9. (Tie) Checotah, Wilburton 21; 11. Heavener 20; 12. Stilwell 18; 13. Glenpool 16; 14. Vian 12; 15. Savanna 8.

100: 1. Cravens, Sem, 12.57; 2. Steele, Pot, 12.71; 3. McClain, Stil, 12.85; 4. Wafford, Wilb, 12.85; 5. Cox, Westv, 12.89; 6. Smith, Stig, 12.91.

200: 1. Cravens, Sem, 25.88; 2. Wofford, Wilb, 26.07; 3. Steele, Pot, 26.19; 4. Burris, BB, 26.33; 5. McClain, Stil,

26.35; 6. Whiteley, Westv, 26.76.

400: 1. Greenmyer, Stig, 1:02; 2. McClain, Stil, 1:03; 3. Hernandez, Tal, 1:03.5; 4. McAffery, War, 1:04; 5. Laworth, Sem, 1:04.5; 6. Redford, Oktaha, 1:05.

800: 1. Turnbull, War, 2:23; 2. Robertson, Quin, 2:24; 3. Barnett, Westv, 2:35.5; 4. Roberts, War, 2:35.9; 5. Gleese, War, 2:37.67; 6. Gragert, Sem, 2:38.51.

1600: 1. Turnbull, War, 5:34.36; 2. Robertson, Quin, 5:55.76; 3. Hubbard, BB, 5:56.66; 4. Marshall, Glenp, 5:57.20; 5. Roberts, war, 6:05.28; 6. S. Gleese, War, 6:13.21.

3200: 1. Robertson, Quin, 12:30; 2. Marshall, Glenp, 12:38; 3. Gleese, War, 13:04; 4. Gouskos, Glenp, 13:35; 5. Winship, Bb, 14:00; 6. Roberts, War, 14:17.

100H: 1. Roye, Stig, 16.22; 2. Davis, Heav, 16.47; 3. Melton, Stig, 17.57; 4. Merritt, Pot, 18.12; 5. Woodruff, Wilb, 18.27; 6. Watson, BB, 18.81.

300H: 1. Fox, War, 47.36; 2. Roye, Stig, 48.95; 3. Woodruff, Wilb, 50.81; 4. Welch, Oktaha 52.29; 5. Merritt, Pot, 52.71; 6. Mass, Hart, 53.46.

400 Relay: 1. Seminole 52.20; 2. Westville 52.40; 3. Warner 53.38; 4. Poteau 53.47; 5. Broken Bow 53.88; 6. Stilwell 53.92.

800 Relay: 1. Westville 1:50.63; 2. Stigler 1:51.38; 3. Seminole 1:52; 4. Warner 1:52.53; 5. Poteau 1:52.60; 6. Heavener 1:55.

1600 Relay: 1. Warner 4:18.53; 2. Seminole 4:31.50; 3. Stigler 4:32.79; 4. Broken Bow 4:36.51; 5. Westville 5:04.

3200 Relay: 1. Warner 10:11; 2. Seminole 11:03; 3. Broken Bow 11:16; 4. Stigler 11:26.

Shot: 1. Natt, BB, 38-5; 2. Woods, BB, 34-0; 3. Martin, Chec, 33-3; 4. Robertson, Sem, 32-9; 5. Drew, Henry, Heav; 3. Natt, BB; 4. Piovarchy, Pot; 5. Muskrat, War, 6. Johnson, War.

Long Jump: 1. Martin, Chec; 2. Bedrod, Oktaha; 3. Jones, War; 4. Winters, Sav; 5. Free, BB, 6. McAffery, War.

High Jump: 1. Welch, Oktaha; 2. Bedford, Oktaha; 3. Sheets, Bb, Martin, Chec; 5. Hays, Westv, 6. Bukenhofer, Heav.

Tecumseh Invite

4/25/98

Boys

TEAM SCORING: Purcell 110; 2. Harrah 91; 3. Little Axe 89; others (no scoring provided) Stratford, Sulphur, Pauls Valley, Seminole, Tecumseh, Luther, Tuttle, Wewoka, Wetumka.

100: 1. Kerber, Tut, 11.15; 2. Love, Pur, 11.18; 3. Erwin, Pur, 11.30. **200:** 1. Erwin, Pur, 22.75; 2. Trash, Wew, 23.02; 3. Moody, Pur, 23.25. **400:** 1. Love, Pur, 54.03; 2. Peters, PV, 54.31; 3. Keely, Pur, 54.80. **800:** 1. Cauldwell, PB, 2:07.66; 2. Carr, Har, 2:09.01; 3. Abdul-Raheem, LA, 2:11.02. **1600:** 1. Carr, Har, 4:50.28; 2. Clark, Har, 4:58.40; 3. McClure, LA, 4:59. **3200:** 1. McClure, LA, 10:49; 2. Larson, Earl, 10:57; 3. Ennis, LA, 11:00. **110H:** 1. Owens, Meek, 15.59; 2. Allison, Sem, 16.14; 3. Renfrow, Wet, 19.44. **300H:** 1. Allison, Sem, 43.63; 2. Owens, Meek, 44.51; 3. Cauldwell, PV, 45.64. **400 Relay:** 1. Purcell 44.99; 2. Holdenville 46.93; 3. Harrah 47.02. **1600 Relay:** 1. Purcell 3:41; 2. Harrah 3:42; 3. Little Axe 4:03. **3200 Relay:** 1. Little Axe 8:39; 2. Harrah 8:44.23; 3. Tuttle 9:26. **Shot:** 1. Page, Pur, 50-10; 2. Espolt, LA, 43-8.5; 3. Longhorn, Tec, 43-1. **Discus:** 1. Patton, PV, 140-2; 2. Page, Pur, 139-11; 3. Espolt, LA, 134-5. **Long Jump:** 1. Makesy, Beth, 21-10; 2. Bensingar, Har, 19-9.5; 3. Meigs, Pur, 19-0. **High Jump:** 1. Henry, Wew, 6-2; 2. Renfrow, Wet, 5-10; 3. McElwee, Strat, 5-10. **Pole Vault:** no results reported.

Girls

TEAM SCORING: 1. Purcell 138; 2. Little Axe 111; 3. Seminole 64; others (no scoring provided) Stratford, Byng, Med-Del, Sulphur, Pauls Valley, Bethany, Tecumseh, Luther, Wetumka, Harrah.

100: 1. Craavens, Sem, 12.68; 2. Hightower, Byng, 12.89; 3. Hepburn, Mid-Del, 13.29. **200:** 1. Polk, Pur, 26.25; 2. Wood, Strat, 26.53; 3. Bruner, Sul, 26.48. **400:** 1. Justice, PV, 1:05.03; 2. Dennis, PV, 1:07.84; 3. Henderson, Sul, 1:08.44. **800:** 1. Cochran, LA, 2:34.51; 2. Rowe, Strat, 2:36.94; 3. Wahpekeche, LA, 1:10.76. **1600:** 1. Cochran, LA, 5:53; 2. Dunaway, Pur, 6:09; 3. Upton, LA, 6:12. **3200:** 1. Morford, LA, 12:36; 2. Dunaway, Pur, 13:09; 3. Perkins, LA, 13:12. **100H:** 1. Plank, Beth, 16.81; 2. Paige, Pur, 17.25; 3. McElwer, Strat, 18.19. **300H:** 1. Plank, Beth, 53.22; 2. Hudson, Tec, 53.91; 3. McElwer, Strat, 55.94. **400 Relay:** 1. Purcell 53.11; 2. Seminole 53.15; 3. Tecumseh 54.33. **800 Relay:** 1. Purcell 1:52.51; 2. Stratford 1:55.56; 3. Seminole 1:55.66. **1600 Relay:** 1. Purcell 4:23; 2. Tecumseh 4:36; 3. Little Axe 5:02. **3200 Relay:** 1. Seminole 11:09; 2. Little Axe 11:29; 3. Purcell 11:39. **Shot:** 1. Brown, Pur, 34-2; 2. Schafer, Sul, 33-8.5; 3. Hightower, Byng, 31-8. **Discus:** 1. Schafer, Sul, 115-1.5; 2. Newkham, LA, 91-8; 3. Brown, Pur, 87-4.5. **Long Jump:** 1. Harvick, Lu, 18-3; 2. Hines, Wet,

15-7; 3. Hepburn, Mid-Del, 15-1. **High Jump:** 1. Harvick, Lu, 5-0; 2. Dunaway, Pur, 4-10; 3. Scoggins, Har, 4-8.

Kenny Roof Invite - Thomas

4/3/98

Boys

TEAM SCORING: 1. Watonga 151; 2. Chisholm 77; 3. Elgin 45.75; 4. Thomas 44.75; 5. Laverne 43; 6. Beaver 41; 7. Hydro 35.75; 8. Hollis 32.75; 9. Snyder 30; 10. Hobart 16; 11. Hinton 15; 12. Carnegie 12; 13. Fairview 11; 14. Hennessey 10; 15. Canton 8; 16. Merritt 7; 17. Riverside 4; 18. Mangum 2; 19. (Tie) Burns Flat; Dill City 1.

100: 1. Hartfield, Wat, 11.37; 2. Kibble, Sny, 11.63; 3. Begley, Elg, 11.70. **200:** 1. Roach, Wat, 22.87; 2. Hartfield, Wat, 23.19; 3. Holmes, Beav, 23.89. **400:** 1. Bentley, Lav, 52.84; 2. Dickey, Sny, 53.10; 3. Roach, Wat, 55.82. **800:** 1. Smith, Elg, 2:05.51; 2. Sawyer, Chis, 2:08.62; 3. Zoschke, Thom, 2:10.30. **1600:** 1. Coleman, Wat, 4:57.92; 2. Sawyer, Chis, 5:00.82; 3. Duncan, Chis, 5:10.98. **3200:** 1. Ginn, Hydro, 10:55.85; 2. Bliss, Carn, 11:04.22; 3. Duncan, Chis, 11:10.15. **110 H:** 1. Jacks, Wat, 15.94; 2. Walta, Hen, 16.58; 3. Williams, Hint, 17.82. **300 H:** 1. Smith, Chis, 42.88; 2. Vasquez, Fair, 42.93; 3. Bentley, Lav, 43.10. **400 Relay:** 1. Watonga 44.07; 2. Hobart 45.54; 3. Thomas 46.04. **1600 Relay:** 1. Watonga 3:40.22; 2. Thomas 3:40.51; 3. Beaver 3:47.13. **3200 Relay:** 1. Hydro 8:45.26; 2. Chisholm 8:51.60; 3. Watonga 9:01.64. **Shot:** 1. Swallow, Lav, 52-6; 2. Johnson, Sny, 43-0; 3. Cooper, Wat, 42-8. **Discus:** 1. Swallow, Wat, 144-8.5; 2. Hillary, Elg, 136-7; 3. Starr, Lav, 133-7.5. **Long Jump:** 1. Anslar, Chis, 20-0; 2. Atkins, Hol, 19-3; 3. Dickson, Hol, 19-3. **High Jump:** 1. Galazar, Hol, 6-1; 2. (Tie) Carnes, Mer, Benton, Chis, 6-0. **Pole Vault:** 1. McMinn, Wat, 11-6; 2. Loder, Beav, 11-0; 3. Allen, Wat, 10-6.

Girls

TEAM SCORING: 1. Watonga 94; 2. Chisholm 89; 3. Hennessey 81; 4. Thomas 72; 5. Crescent 68; 6. Beaver 53; 7. Hollis 38; 8. Hydro 24; 9. Laverne 18; 10. Carnegie 16; 11. Elgin 16; 12. Mt. View/Gotebo 15; 13. Higgs (Tex) 14; 14. Fairview 6; 15. Hobart 4; 16. Mooreland 4; 17. Snyder 2.

100: 1. Robinson, Wat, 13.41; 2. La 3. Laird, MtV, 28.99. **400:** 1. Ward, Hen, 1:03.46; 2. Nease, Thom, 1:05.15; 3. Bentley, Lav, 1:06.60. **800:** 1. Metcher, Chis, 2:29.81; 2. Nease, Thom, 2:34.52; 3. Bland, Chis, 2:37.21. **1600:** 1. Metcher, Chis, 5:54.83; 2. Less, Chis, 5:57.96; 3. Barley, Lav, 6:02.03. **3200:** 1. Sweeney, Hydro, 13:12.30; 2. Sharp, Carn, 13:23.66; 3. Thompson, Chis, 13:34.06. **100H:** 1. Nowell, Cres, 17.53; 2. Wallier, Cres, 18.34; 3. Bussard, Hig, 18.56. **300H:** 1. Ward, Hen, 51.15; 2. Smith, Cres, 54.00; 3. Pieper, Hydro, 54.11. **400 Relay:** 1. Watonga 52.81; 2. Hollis 53.10; 3. Hennessey 53.81. **800 Relay:** 1. Hennessey 1:53.15; 2. Watonga 1:53.24; 3. Hollis 1:53.43. **1600 Relay:** 1. Hennessey 4:28.56; 2. Thomas 4:30.90; 3. Beaver 4:33.80. **3200 Relay:** 1. Chisholm 10:30.07; 2. Thomas 10:48.32; 3. Watonga 11:01.04. **Shot:** 1. Stevenson, Cres, 38-11; 2. Gregg, Beav, 34-2; 3. Hicks, Wat, 29-8.75. **Discus:** 1. Stevenson, Cres, 116-6.5; 2. Gregg, Beav, 112-5.5; 3. Jones, Elg, 94-1. **Long Jump:** 1. Hamer, Thom, 14-7.5; 2. Herian, Hen, 14-7.5; 3. Allen, Thom, 14-5. **High Jump:** 1. Kokojan, Chis, 5-1; 2. Smith, Cres, 5-1; 3. Willkerson, Elg, 5-0.

Tonkawa Invitational

4/13/98

Boys

TEAMS COMPETING (no team scoring provided): Tonkawa, Newkirk, Oklahoma Bible Academy, Deer Creek-Lamont, Shidler, Blackwell, Glencoe.

100: 1. Martin, Ton, 11.25; 2. Baldwin, Newk, 11.30. **200:** 1. Baldwin, Newk, 23.80; 2. Duroy, Ton, 24.40. **400:** 1. Parker, Newk, 53.71; 2. Duroy, Ton, 56.07. **800:** 1. Barnes, Newk, 2:11.14; 2. Perkins, Newk, 2:16.00. **1600:** 1. Brown, Shi, 5:14.61; 2. Soucek, Ton, 5:21.79. **3200:** 1. Brown, Shi, 11:18.26; 2. Linsenmeyer, Glencoe, 11:54.33. **110H:** 1. Bilyeu, Ton, 17.0; 2. Kiryakakis, OBA, 18.51. **300H:** 1. Bilyeu, Tonk, 44.64; 2. Inman, Tonk, 46.64. **400 Relay:** 1. Tonkawa 46.39; 2. Newkirk 46.63. **1600 Relay:** 1. Newkirk



ELK CITY INVITATIONAL--Elk City's Landreth won the pole vault with a jump of 13-0. Photo by Roger Taylor

3:40.45; 2. Tonkawa 3:42.05. **3200 Relay:** Ton, 124-4; 2. Reese, Ton, 111-2.5. **Long Jump:** 1. Auld, Ton, 19-4; 2. Pankratz, Newk, 19-0.5. **High Jump:** 1. Soucek, Tonk, 5-8; 2. Cornwell, OBA, 5-6. **Pole Vault:** 1. Swords, Tonk, 11-0; 2. Martin, Tonk, 10-6.

Girls

TEAMS COMPETING (no team scoring provided): Tonkawa, Deer Creek-Lamont, Newkirk, Billings, Blackwell, Garber, Woodland, Oklahoma Bible Academy.

100: 1. Bentz, Gar, 13.34; 2. Neal, OBA. **200:** 1. Wooderson, Blk, 30.10; 2. Valle, DCL, 30.82. **400:** 1. Hornbuckle, Ton, 65.91; 2. Eisenhauer, Newk, 68.56. **800:** 1. Hornbuckle, Ton, 2:34.86; 2. Tefft, DCL, 2:51.57. **1600:** 1. Looper, Blck, 6:16.72; 2. Tebow, DCL, 6:34.20. **3200:** 1. Looper, Blck, 13:29.78; 2. Sandwick, OBA, 1:10.82. **100H:** 1. Roxx, Newk, 17.34; 2. Bentz, Gar, 18.0. **300H:** 1. Bentz, Gar, 53.71; 2. Ross, Newk, 55.76. **400 Relay:** 1. Tonkawa 60.62. **800 Relay:** 1. Newkirk 2:05.14; 2. Tonkawa 2:06.53. **1600 Relay:** 1. Tonkawa; 2. Newkirk. **3200 Relay:** 1. Tonkawa 11:33.62; 2. Deer Creek-Lamont 12:04.93. **Shot:** 1. Lake, Ton, 33-9; 2. Kelly, Ton, 30-3.5. **Discus:** 1. Roe, Newk, 88-10; 2. Morehouse, Bil, 87-5. **Long Jump:** 1. Eisenhauer, Newk, 16-5; 2. Bentz, Gar, 14-5.5. **High Jump:** 1. White, Ton, 4-10; 2. Sawyers, Ton, 4-6.

Watonga Invite

4/17/98

Boys

TEAM SCORING: 1. Watonga 116; 2. Elk City 112; 3. Weatherford 71; 4. Alva 38; 5. Marlow 35; 6. Prague 31; 7. Clinton 26; 8. Hobart 22; 9. (Tie) Anadarko, Laverne 20; 11. Hydro 18; 12. Chisholm 14; 13. Thomas 14; 14. (Tie)

Continued on next page



OBU INVITATIONAL--Ponca City makes the last handoff in the 800 relay. Photo by Roger Taylor

Continued from previous page

Carnegie, Velma-Alma, Hollis, Bethany 10; 18. Mangum 9; 19. Fairview 2; 20. Hennessey 2.

100: 1. Hertfield, Wat, 11.11; 2. Hines, Clint, 11.20; 3. Williams, Clint, 11.22; 4. Johnson, Hob, 11.27; 5. Washington, Hob, 11.40; 6. Jenkins, Wat, 11.51.

200: 1. Landreth, ElkC, 22.26; 2. Littlehorn, Alva, 22.76; 3. Hartfield, Wat, 23.14; 4. Nease, Thom, 23.20; 5. Jenkins, Wat, 24.10; 6. Boyles, Mar, 24.31.

400: 1. Landreth, ElkC, 49.19; 2. Littlehorn, Alva, 50.75; 3. Richardson, Wat, 51.56; 4. Munford, ElkC, 52.44; 5. Leiser, Chis, 53.06; 6. Sprinkel, Wea, 53.62.

800: 1. Williams, Wea, 2:00.95; 2. Bentley, Lav, 2:00.96; 3. Banks, ElkC, 2:01.58; 4. McMurphy, Alva, 2:02.07; 5. Woodrow, ElkC, 2:03.95; 6. Cobb, Mar, 2:04.00.

1600: 1. Coleman, Wat, 4:39.40; 2. Robinson, ElkC, 4:41.21; 3. Pebeashy, Hydro, 4:45.36; 4. Bliss, Carn, 4:46.00; 5. Stone, Pra, 4:46.83; 6. Sawyer, Chis, 4:47.99.

3200: 1. Bickerstaff, Alva, 10:12.57; 2. Pebeashy, Hydro, 10:16.55; 3. Bliss, Carn, 10:24.25; 4. Schenberger, ElkC, 10:28.22; 5. Roundface, Ana, 10:35.90; 6. Stone, Pra, 10:37.10.

110H: 1. Roach, Wat, 14.62; 2. Easterwood, Mar, 14.95; 3. Jacks, Wat, 15.18; 4. Brown, Wea, 15.23; 5. Ripley, Pra, 16.15; 6. Walto, Hen, 16.18.

300H: 1. Roach, Wat, 40.26; 2. Boyles, Mar, 40.61; 3. Ripley, Pra, 41.29; 4. Mosburg, Wea, 42.32; 5. Vasquez, Fair, 42.34; 6. Jacks, Wat, 43.15.

400 Relay: 1. Watonga 43.92; 2. Hobart 44.38; 3. Clinton 44.80; 4. Alva 45.25; 5. Thomas 45.27; 6. Weatherford 45.62.

1600 Relay: 1. Elk City 3:26.90; 2. Weatherford 3:27.46; 3. Watonga 3:32.08; 4. Marlow 3:33.84; 5. Thomas 3:35.53; 6. Prague 3:37.74.

3200 Relay: 1. Elk City 8:09.24; 2. Weatherford 8:18.03; 3. Watonga 8:25.13; 4. Anadarko 8:28.95; 5. Hydro 8:30; 6. Marlow 8:31.

Shot: 1. Sims, Wea, 55-5; 2. Atteberry, ElkC, 55-3; 3. Swallow, Lav, 52-10; 4. Forester, Beth, 48-9; 5. Hutton, Pra, 44-3; 6. Bradt, Wat, 43-2.

Discus: 1. Atteberry, ElkC, 166-2; 2. Sims Wea, 153-1; 3. Swallow, Lav, 147-5; 4. Piccirillo, Wat, 136-10; 5. Boden, Thomas, 134-11; 6. Cooper, Wat, 133-3.

Long Jump: 1. Culpepper, Hol, 20-10.5; 2. Landreth, ElkC, 20-4.5; 3. Macksey, Beth, 20-1.54; 4. Amsler, Chis, 19-8; 5. Nelson, Chis, 19-7.5; 6. Box, Mang, 19-3.

High Jump: 1. Barton, Ana, 6-4; 2. Ripley, Pra, 6-4; 3. Easterwood, Mar, 6-4; 4. Bartell, Chis, 6-2; 5. Wimmer, Pra, 6-2; 6. Nelson, Chis, 6-0.

Pole Vault: 1. Dennis, VA, 14-6; 2. Box, Mang, 13-6; 3. Kinslow, Pra, 13-6; 4. McMinn, Wat, 13-6; 5. Landreth, ElkC, 12-6; 6. Hill, Pra, 12-6.

Girls

TEAM SCORING: 1. Marlow 95; 2. Watonga 70; 3. Elk City, Weatherford 64; 5. Hollis 56; 6. Chisholm 49; 7. Thomas 47; 8. Madill 41; 9. Crescent 38; 10. Hennessey 32; 11. Anadarko 26; 12. (Tie) Laverne, Alva 18; 14. (Tie) Prague, Hydro 14.

100: 1. Hayes, Hol, 12.56; 2. Bedford, Ana, 12.95; 3. Olive, Wat, 13.07; 4. Stafford, Mad, 13.08; 5. Cole, Wat, 13.09; 6. Nowell, Cres, 13.13.

200: 1. Hayes, Hol, 26.76; 2. Grammar, Wea, 26.88; 3. Smith, Pra, 27.60; 4. Toumbs, Mar, 28.14; 5. Ontiveros, Cres, 28.16; 6. Spencer, Mar, 28.51.

400: 1. Stafford, Mad, 1:01.64; 2. Nease, Thom, 1:02.13; 3. Staats, Mar, 1:02.38; 4. Shireman, ElkC, 1:02.70; 5. Grammar, Wea, 1:04.03; 6. Bentley, Lav, 1:04.11.

800: 1. Staats, Mar, 2:22.79; 2. Nease, Thom, 2:24.98; 3. Shaffer, Wea, 2:29.25; 4. Metscher, Chis, 2:32.47; 5. Frank, Mad, 2:32.98; 6. Bland, Chis, 2:33.17.

1600: 1. McCauley, Mar, 5:33.54; 2. Metscher, Chis, 5:33.91; 3. Sweeney, Hydro, 5:46.08; 4. Crites, Wat, 5:47.33; 5. Voss, Chis, 5:47.79; 6. Hinds, Mar, 5:50.68.

3200: 1. McCauley, Mar, 12:02.10; 2. Sweeney, Hydro, 12:29.45; 3. Kilhoffer, ElkC, 12:41.99; 4. Maberry, ElkC, 12:42.79; 5. Thompson, Chis, 12:53.03; 6. Barby, Lav, 13:03.11.

100H: 16.20; 4. Ontiveros, Cres, 16.92; 5. Hamilton, Lav, 17.28; 6. Smith, Alva, 17.50.

300H: 1. Hamilton, Lav, 48.66; 2. L. Christensen, Wea, 49.45; 3. C. Christensen, Wea, 49.91; 4. Parker, Mar, 50.42; 5. Holloway, ElkC, 51.03; 6. Smith, Cres, 51.08.

400 Relay: 1. Hollis 51.87; 2. Watonga 51.93; 3. Weatherford 52.28; 4. Hennessey 52.38; 5. Prague 53.28; 6. Elk City 53.44.

800 Relay: 1. Watonga 1:49.56; 2. Hollis 1:50.09; 3. Hennessey 1:50.25; 4. Weatherford 1:50.29; 5. Prague 1:51.84; 6. Marlow 1:53.34.

1600 Relay: 1. Marlow 4:14.70; 2. Thomas 4:14.95; 3. Madill 4:16.63; 4. Elk City 4:17.82; 6. Madill 10:32.84.

Shot: 1. Stevenson, Cres, 38-6; 2. Bedford, Ana, 34-0; 3. Hicks, Wat, 30-6.5; 4. Rash, Mar, 30-5.5; 5. Marshall, Wea, 29-8; 6. Cowan, Mar, 28-1.5.

Discus: 1. Marshall, Wea, 117-2; 2. Stevenson, Cres, 112-9; 3. Hicks, Wat, 99-5; 4. Holloway, ElkC, 99-4; 5. Kokojan, Chis, 85-7; 6. Thompson, Alva, 85-5.

Long Jump: 1. Kiser, Mad, 16-5; 2. Herrigan, Hen, 16-3; 3. Hamar, Thom, 16-1; 4. Martens, Fair, 15-8.5; 5. Smith, Alva, 15-7; 6. Allen, Thom, 14-9.5.

High Jump: 1. Kokojan, Chis, 5-2; 2. Hein, Alva, 5-2; 3. Keeney, Alva, 5-0; 4. Smith, Cres, 5-0; 5. Thompson, ElkC, 4-10; 6. Hamilton, Mad, 4-8.

Pole Vault: 1. Bell, ElkC, 7-6; 2. Allen, Wat, 7-0; 3. (Tie) C. Holloway, ElkC; A. Kilhoffer, ElkC, 6-6; 5. Coleman, Wat, 6-0.

Western Heights Invitational

4/29/98

Boys

TEAM SCORING: 1. Duncan 103; 2. Mustang 79; 3. Guthrie 66; 4. Star Spencer 52; 5. John Marshall 50; 6. Western Heights 48; 7. (Tie) Putnam City, Putnam City North 44; 9. (Tie) Putnam City West, Northeast 30; 11. Norman North 25; 12. Douglass 10.

100: 1. Johnson, Dun, 10.57; 2. Howell, SS, 10.66; 3. King, Guth, 10.70; 4. Payne, Guth, 10.73; 5. Bryant, WH, 10.91; 6. Hunt, Doug, 10.94.

200: 1. Howell, SS, 21.34; 2. Johnson, Dun, 22.48; 3. Payne, Guth, 22.64; 4. Crutchfield, JM, 22.76; 5. Sweeney, PCW, 23.01; 6. Griener, PCW, 23.02.

400: 1. Bryant, WH, 52.79; 2. Hunt, Doug, 52.82; 3. Anderson, SS, 52.99; 4. Carpenter, PCN, 53.36; 5. Bonebrake, PCN, 54.12; 6. Miller, PCN, 54.59.

800: 1. Sadler, NWC, 2:05.36; 2. Specter, PCN, 2:05.71; 3. Ayten, JM, 2:06.80; 4. Chambers, Dun, 2:06.87; 5. Mayer, Guth, 2:09.72; 6. Miller, Guth, 2:12.06.

1600: 1. Youngs, PCN, 4:57.56; 2. Mayer, Guth, 4:59.34; 3. Semien, WH, 5:01.54; 4. Meyer, Guth, 5:04.23; 5. Gallagher, Dun, 5:09.18; 6. Crawford, Must, 5:14.42.

3200: 1. Semien, WH, 10:46.00; 2. Mayer, Guth, 10:47.48; 3. Crwford, Must, 10:55.67; 4. Gallagher, Dun, 11:09.01; 5. Boulder, PCW, 11:14.62; 6. Pratt, Guyth,

11:15.00.

110H: 1. Hankins, JM, 14.33; 2. Hill, SS, 14.90; 3. Lane, PCW, 14.99; 4. Motte, PutC, 15.01; 5. Verbal, Doug, 15.73; 6. Holland, JM, 16.10.

300H: 1. Motte, PutC, 41.18; 2. Lnae, PCW, 41.99; 3. Bryan Mixon, Must, 42.74; 4. Brad Mixon, Must, 43.10; 5. Shouse, PCN, 43.98; 6. Howe, Dun, 44.08.

400 Relay: 1. Star Spencer 43.60; 2. Duncan 43.70; 3. John Marshall 44.25; 4. Guthrie 44.30; 5. Western Heights 44.90; 6. Putnam City West 45.61.

1600 Relay: 1. Mustang 3:35.49; 2. Putnam City North 3:37.09; 3. Guthrie 3:38.33; 4. Putnam City West 3:40.03; 5. Western Heights 3:41.85; 6. Duncan 3:44.20.

3200 Relay: 1. Mustang 8:51-5.25; 2. Baker, Must, 50-6.5; 3. McCuddy, Must, 49-9.5; 4. Russell, PutC, 45-5.75; 5. Splight, Guth, 45-3.5; 6. Pierre, NN, 45-3.

Discus: 1. Dolron, Dun, 155-10; 2. McCuddy, Must, 145-3; 3. Bristol, NN, 142-2; 4. Spilght, Guth, 133-2; 5. Russell, PutC, 127-2; 6. Taylor, PutC, 120-6.

Long Jump: 1. Greer, Dun, 21-7; 2. Holland, JM, 21-3.5; 3. Johnson, Dun, 20-8; 4. Anderson, NWC, 20-8; 5. Dangerfield, Dun, 20-6.5; 6. Cole, PutC, 20-5.

High Jump: 1. Brown, PutC, 6-4; 2. Greer, Dun, 6-2; 3. Williams, JM, 6-3; 4. Phillips, Dun, 6-0; 5. Holland, JM, 6-0; 6. (Tie) McDaniel, JM; Fleming, JM 5-8.

Pole Vault: 1. Dial, Dun, 16-7; 2. White, NN, 13-0; 3. Vorpahl, Dun, 12-0; 4. Pratt, WH, 11-6.

Girls

TEAM SCORING: 1. Mustang 102; 2. Northwest 95; 3. Western Heights 91; 4. Duncan 82; 5. Guthrie 64; 6. Putnam City 39; 7. Putnam City North 34; 8. Norman North 33; 9. (Tie) Putnam City West, John Marshall 24; 11. U.S. Grant 16; 12. Douglass 8; 13. Star Spencer.

100: 1. Gordon, NWC, 11.55; 2. Brown, NWC, 12.01; 3. Simmons, WH, 12.60; 4. Oliver, USG, 12.75; 5. Perry, SS, 12.90; 6. Anderson, NWC, 13.09.

200: 1. Gordon, NWC, 24.44; 2. Brown, NWC, 25.34; 3. Wilson, PCN, 26.43; 4. Williams, WH, 26.61; 5. Davis, WH, 27.44; 6. Perry, SS, 27.77.

400: 1. Wiggins, Dun, 59.40; 2. Wilson, PCN, 1:02.27; 3. Basham, Guth, 1:03.44; 4. Adams, PCW, 1:04.67; 5. Aniebok, WH, 1:05.36; 6. Luetkemeyer, Must, 1:07.34.

800: 1. Young, Guth, 2:31.67; 2. Herron, Dun, 2:32.41; 3. Scott, Must, 2:33.19; 4. West, USG, 2:40.71; 5. Davis, Guth, 2:28.81; 6. Prock, Guth, 2:54.44.

1600: 1. Herron, Dun, 5:41.11; 2. 5.03; 5. Ervin, Must, 6:34.04; 6. Shaw, WH, 6:42.40.

3200: 1. Scott, Must, 12:54.34; 2. Ervin, Must, 13:48.84; 3. Shaw, WH, 13:49.66; 4. Nichols, Must, 15:12.06.

100H: 1. Johnson, PutC, 16.42; 2. McCall, WH, 17.10; 3. Cooper, JM, 18.02; 4. Roof, Guth, 18.26; 5. Johnson, JM, 18.42; 6. Posey, Dun, 18.48.

300H: 1. Adams, PCW, 54.22; 2. Hart, Must, 54.63; 3. Poindexter, NWC, 56.00; 4. Malone, PutC, 57.78; 5. Posey, Dun, 58.28; 6. Witten, WH, 58.70.

400 Relay: 1. Northwest Classen 50.65; 2. Western Heights 52.60; 3. John Marshall 54.08; 4. Putnam City 54.52; 5. Douglass 55.54.

800 Relay: 1. Northwest Classen 1:49.73; 2. Western Heights 1:54.17; 3. Duncan 1:54.74; 4. U.S. Grant 1:55.45; 5. John Marshall 1:56.42; 6. Douglass 2:00.75.

1600 Relay: 1. Mustang 4:29.80; 2. Guthrie 4:30.90; 3. Western Heights 4:30.96; 4. Northwest Classen 4:46.17; 5. Putnam City 4:52.73; 6. Douglass 5:10.44.

3200 Relay: 1. Mustang 10:36.34; 2. Duncan 10:46.49; 3. Putnam City North 11:01.25; 4. Guthrie 11:06.62; 5. Western Heights 11:27.76; 6. Putnam City 12:35.86.

Shot: 1. Winters, Must, 37-6.5; 2. Daniels, PutC, 37-1.5; 3. Campbell, Guth, 33-10; 4. Scheffit, Dun, 33-6.25; 5. Freelen, WH, 33-1.5; 6. Hilcock, Dun, 32-6.

Discus: 1. Buben, Dun, 115-11; 2. Smith, NN, 115-8; 3. Campbell, Guth, 108-3; 4. Freelen, WH, 107-11; 5. Fitzgerald, PCN, 107-6; 6. Eidson, WH, 105-11.

Long Jump: 1. Curry, NN, 15-11; 2. Brown, Dun, 15-7.5; 3. Freelen, WH, 15-7; 4. Cooper, NWC, 15-1.5; 5. Butler, PutC, 14-4.5; 6. Henline, PutC, 14-1.

High Jump: 1. Curry, NN, 5-6; 2. Hart, Must, 5-2; 3. (Tie) Varva, Must; Hill, NN 5-0; 5. Hand, Must, 5-0; 6. Daniels, Guth, 5-0.

Boomer Invite Woodward

4/14/98

Boys

TEAM SCORING: 1. Yukon 104; 2. Elk City 101; 3. Enid 57; 4. Guthrie 55; 5. Turpin; 6. Thomas; 7. Beaver; 8. Timberlake; 9. Weatherford; 10. Alva; 11. Guymon 16; 12. Woodward 10.

100: 1. Payne, Guth, 10.82; 2. Werner, Guy, 10.93; 3.

Hack, Enid, 10.97; 4. Griffen, Yuk, 11.00; 5. Schwarz, Yuk, 11.06; 6. Ogletree, Turp, 11.25.

200: 1. Landreth, ElkC, 21.87; 2. Werner, Guy, 22.46; 3. Payne, Guth, 22.54; 4. Nease, Thomas, 22.62; 5. Littlehorn, Alva, 22.65; 6. Griffen, Yuk, 22.81.

400: 1. Landreth, ElkC, 21.57; 2. Littlehorn, Alva, 52.43; 3. Watkins, Yuk, 53.18; 4. Kindsey, Beav, 53.19; 5. Rucker, Enid, 53.50; 6. Gesner, Yuk, 54.31.

800: 1. Noe, Yuk, 2:06.15; 2. Meyer, Guth, 2:07.22; 3. Banks, ElkC, 2:08.16; 4. Smith, Wea, 2:12.81; 5. Swiggert, Enid, 2:13.46; 6. McMurphy, Alva, 2:14.09.

1600: 1. Lopez, Yuk, 4:45.09; 2. Noe, Yuk, 4:46.75; 3. Swiggert, Enid, 4:48.25; 4. Mayer, Guth, 4:59.40; 5. Robinson, ElkC, 5:01.09; 6. Schneberg, ElkC, 5:05.

3200: 1. Schneberger, ElkC, 10:47; 2. Orsby, Guth, NT; 3. Buster, Yuk, NT; 4. Deek, Thom, NT; 5. Tholl, Yuk, NT; 6. Ochi, Enid, NT.

110H: 1. Judd, Thom, 15.28; 2. Kinsey, Beav, 15.65; 3. Schwarz, Yuk, 15.75; 4. Meyer, Alva, 16.21; 5. Nelson, Guth, 16.35; 6. Konen, Yuk, 16.46.

300H: 1. Judd, Thom, 39.78; 2. Kinsey, Beav, 43.34; 3. Scheffe, Turp, 44.09; 4. Schwarz, Yuk, 44.52; 5. Konen, Yuk, 44.53; 6. Nelson, Guth, 45.40.

400 Relay: 1. Yukon 44.03; 2. Enid 44.25; 3. Elk City 45.15; 4. Guthrie 45.25; 5. Thomas 45.50; 6. Alva 46.28.

1600 Relay: 1. Elk City 3:34.00; 2. Turpin 3:35.56; 3. Thomas 3:36.13; 4. Enid 3:36.87; 5. Woodward 3:38.06; 6. Beaver 3:38.19.

3200 Relay: 1. Elk City 8:30.84; 2. Guthrie 8:34.81; 3. Yukon 8:43.60; 4. Timberlake 8:50.50; 5. Alva 8:53.43; 6. Turpin 9:01.16.

Shot: 1. Atteberry, ElkC, 56-5.5; 2. Sims, Wea, 56-4; 3. Ridenhour, Tur., 53-7; 4. Skaggs, Enid, 52-5.5; 5. Price, Yuk, 50-8.5; 6. Burgin, Yuk, 50-2.

Discus: 1. Atteberry, ElkC, 175-2; 2. Sims, Wea, 160-0; 3. Allen, Timb, 151-7; 4. Ridenhour, Tur., 53-7; 5. Tickner, Yuk, 145-10; 6. Dekock, Enid, 143-3.

Long Jump: 1. Nease, Thom, 20-2.5; 2. Patee, Wea, 19-1.75; 3. Kam, Ww, 19-1.75; 4. Clark, Thom, 19-1; 5. Riley, Yuk, 19-1; 6. Overtree, Turp, 19-0.5.

High Jump: 1. Bombach, Beav, 5-10; 2. Headrick, Turp, 5-10; 3. MacEntire, Beav, 5-10; 4. Bennett, Thom, 5-10; 5. Meek, Enid, 5-10; 6. Burk, Enid, 5-10.

Pole Vault: 1. Rose, Alva, 12-0; 2. Fagen, Enid, 11-6; 3. Loder, Beav, 11-6; 4. Strucker, Wea, 10-6; 5. Dalke, Yuk, 9-6; 6. Schwarz, Yuk, 9-6.

Girls

TEAM SCORING: 1. Enid 115; 2. Elk City 96; 3. Guymon 85; 4. Guthrie 59; 5. Beaver 51; 6. Thomas 46; 7. Alva 37; 8. Yukon 36; 9. Turpin 12.

100: 1. Miller, Enid, 12.21; 2. Porter, Enid, 12.35; 3. Janko, Beaver, 12.26; 4. McAllister, Ww, 12.53; 5. Carson, Turp, 12.62; 6. Curtis, Guy, 12.90.

200: 1. Carson, Tur., 26.12; 2. Curtis, Guy, 26.31; 3. Janko, Beav, 26.90; 4. McAllister, Ww, 27.63; 5. Glover, Enid, 27.91; 6. Fleck, Ww, 28.25.

400: 1. Pride, Enid, 1:03.56; 2. Shireman, ElkC, 1:04.00; 3. Dicken, Enid, 1:04.41; 4. Harrel, Yuk, 1:05.37; 5. Venable, Beav, 1:05.93; 6. Mannering, Thom, 1:06.47.

800: 1. Lucero, Guy, 2:25.90; 2. Nease, Thom, 2:27.82; 3. Young, Guth, 2:37.90; 4. Bell, ElkC, 2:40.43; 5. Shafer, Alva, 2:42.46; 6. Walker, ElkC, 2:43.37.

1600: 1. Lucero, Guy, 5:47.78; 2. Killhoffer, ElkC, 6:10.25; 3. Prock, Guth, 6:13.22; 4. Tiger, Enid, 6:23.56; 5. Maberry, ElkC, 6:25.87; 6. Shafer, Alva, 6:31.87.

3200: 1. Lucero, Guy, 12:27.65; 2. Killhoffer, ElkC, 13:07.37; 3. Maberry, ElkC, 13:33.87; 4. Tiger, Enid, 14:19.84; 5. Courverler, Unknown, 14:37.09; 6. Boatright, Yuk, 14:48.50.

100H: 1. Whitcomb, Ww, 16.25; 2. Roof, Guth, 17.50; 3. Smith, Alva, 17.81; 4. Love, Ww, 18.00; 5. Beard, Enid, 18.43; 6. Glenn, Beav, 20.09.

300H: 1. Dale, Guy, 51.15; 2. Holloway, ElkC, 52.13; 3. Whitcomb, Ww, 52.78; 4. Roof, Guth, 53.69; 5. Beard, Enid, 54.46; 6. Schweitzer, Yuk, 54.50.

400 Relay: 1. Enid 50.37; 2. Guymon 53.37; 3. Guthrie 53.75; 4. Elk City 53.90; 5. Alva 55.13.

800 Relay: 1. Enid 1:49.31; 2. Guymon 1:53.34; 3. Beaver 1:54.87; 4. Alva 1:55.40; 5. Yukon 1:57.31; 6. Guthrie 1:57.31.

1600 Relay: 1. Elk City 4:23.65; 2. Thomas 4:26.15; 3. Beaver 4:27.75; 4. Yukon 4:33.09; 5. Guymon 4:36.59; 6. Woodward 4:39.71.

3200 Relay: 1. Thomas 10:39.37; 2. Elk City 10:43.85; 3. Guthrie 10:55.50; 4. Enid 10:57.65; 5. Yukon 11:19.26; 6. Beaver 11:32.12.

Shot: 1. Crystal, Ww, 38-8; 2. Stinson, Ww, 37-4.5; 3. Campbell, Guth, 36-7; 4. Cox, Ww, 34-4; 5. Gregg, Beav, 34-1; 6. Washington, Guth, 31-8.

Discus: 1. Crystal, Ww, 129-2; 2. Gregg, Beav, 120-5; 3. Stinson, Ww, 119-1; 4. Holloway, ElkC, 105-6; 5. Campbell, Guth, 101-6; 6. Poslick, Enid, 99-11.

Long Jump: 1. Miller, Enid, 17-4.75; 2. McAllister, Ww, 16-8.75; 3. Dickerson, Enid, 16-2.75; 4. Mollet, Yuk, 15-10.5; 5. Bowers, Ww, 15-9; 6. Hamen, Thom, 15-8.75.

High Jump: 1. Hein, Alva, 5-2; 2. Moore, Yuk, 5-2; 3. Keeney, Alva, 5-0; 4. Bowers, Ww, 4-10; 5. Thompson, ElkC, 4-8; 6. Bell, elkC, 4-8.

Zebra Invitational

Claremore

4/17/98

Boys

TEAM SCORING: 1. Bartlesville 103.5; 2. East Central 94.5; 3. Claremore 92; 4. Owasso 84; 5. Bixby 48; 6. Tahlequah 35; 7. Pawhuska 29; 8. Inola 28; 9. Sallisaw 21; 10. Pryor 16; 11. Claremore Sequoyah 14; 12. Webster 9; 13. Catoosa 8; 14. Sallisaw Central 6.

100: 1. Bayo, Ow, 10.98; 2. Boyd, EC, 11.08; 3. Williams, EC, 11.09; 4. Phelps, Ow, 11.25; 5. Stone, CS, 11.48; 6. Abraham, Bart, 11.51.

200: 1. Williams, EC, 22.85; 2. Boyd, EC, 23.14; 3. Bayo, Ow, 23.19; 4. Frye, Bart, 23.25; 5. Hunt, Clar, 23.67; 6. Williams, Web, 23.87.

400: 1. Hendrix, Bart, 51.87; 2. Aylward, Pryor, 52.66; 3. Kelsey, SalCent, 52.90; 4. Cain, Bart, 53.09; 5. Pope, EC, 53.62; 6. Brower, Calr, 53.97.

800: 1. Robertson, Tah, 2:00.32; 2. Davis, EC, 2:01.47; 3.

Sowell, Web, 2:09.27; 4. Shaddox, Bix, 2:09.76; 5. Cedar, Paw, 2:09.00; 6. Kent, Web, 2:11.04.

1600: 1. Robbins, Ow, 4:41.54; 2. McKinney, Bart, 4:43.27; 3. Chartier, Clar, 4:43.52; 4. Kissack, Bart, 4:43.76; 5. Moseby, Ow, 4:47.20; 6. Sowell, Web, 4:50.00.

3200: 1. McKinney, Bart, 9:57.34; 2. Webb, Unattached, 9:59.03; 3. Starr, Bart, 10:06.04; 4. Chartier, Clar, 10:27.06; 5. Moseby, Ow, 10:27.36; 6. Paller, Sal, 10:32.50.

110H: 1. Carrasco, Bix, 15.41; 2. Cox, Clar, 15.78; 3. Scott, Clar, 16.22; 4. Murphy, CS, 19.23; 6. Ervin, EC, 19.76.

300H: 1. Holman, Sal, 40.57; 2. Jones, Ow, 40.94; 3. B. Smith, Clar, 42.01; 4. Cox, Clar, 42.38; 5. Scott, Clar, 42.57; 6. Bond, Paw, 43.36.

400 Relay: 1. East Central 44.00; 2. Owasso 44.60; 3. Bartlesville 44.63; 4. Claremore Sequoyah 46.34; 5. Claremore 46.81; 6. Bixby 47.06.

1600 Relay: 1. East Central 3:31.25; 2. Bartlesville 3:33.28; 3. Claremore 3:33.29; 4. Tahlequah 3:36.29; 5. Pawhuska 3:40.93; 6. Owasso 3:42.30.


3200 Relay: 1. Bartlesville 8:28.24; 2. Pawhuska 8:29.53; 3. Owasso 8:41.52; 4. Bixby 8:47.38; 5. Claremore 8:55.22; 6. East Central 9:06.67.

Shot: 1. Davison, Bix, 47-8.5; 2. Sharp, Pryor, 45-3.5; 3. Jacson, Paw, 45-3; 4. Luttmner, Sal, 42-8; 5. Francisco, EC, 42-0; 6. Archer, Tah, 40-5.

Discus: 1. Davison, Bix, 147-10.75; 2. Parker, Cat, 142-4.5; 3. Francisco, EC, 135-11; 4. Adler, Ow, 132-9.5; 5. Pride, Ow, 129-8.5; 6. Young, Bart, 126-7.

Continued on next page

twid's



sporting goods

Nike • Diamond • Easton
Rawlings • Adidas • Converse
Mikasa • Wilson • Bike
Speedline • Blazer • Holloway
Russell • Pacer • Gill

ALL STATE JACKETS IN STOCK

Team Salesmen

David Twidwell
Bob Sanderson

Earnest Crain
Brad Bigelow

Bobby Roberts

1305 Gateway Plaza-Midwest City, Okla. 73110

The corner of 15th & Air Depot

405-733-1757 • FAX 405-737-1339



ELKC CITY INVITATIONAL--Weatherford makes the last handoff en route to a third place in the 3200 relay. Photo by Roger Taylor

Continued from previous page

Long Jump: 1. Brower, Clar, 21-5; 2. Lawrence, Inola, 21-4.5; 3. Street, Sal, 20-3; 4. Keys, Clar, 20-2; 5. Crawford, Tah, 20-1; 6. (Tie) Jackson, EC; Ishem, Bart, 19-6.

High Jump: 1. Crawford, Tah, 6-8; 2. Lawrence, Inola, 6-4; 3. Turner, Bart, 6-0; 4. Cox, Clar, 5-10; 5. Murphy, Bix, 5-8; 6. Scuetta, Clar, 5-8.

Pole Vault: 1. Dee, Clar, 13-6; 2. Herman, Ow, 13-6; 3. Woods, Clar, 13-0; 4. Lawrence, Inola, 12-8; 5. Smith, Clar, 12-0; 6. Shearer, Bart, 10-6.

Girls

TEAM SCORING: 1. Bartlesville 106; 2. Claremore 104; 3. Bixby 103; 4. Owasso 86; 5. Sallisaw 81; 6. Claremore Sequoyah 52; 7. Owasso B 2.

100: 1. Hanes, Sal, 12.67; 2. Stowe, CS, 12.71; 3. Reist, Bart, 13.33; 4. Gabbard, Paw, 13.34; 5. Buchanan, Ow, 13.42; 6. Creason, Ow, 13.57.

200: 1. Stowe, CS, 26.18; 2. Davis, Bart, 27.30; 3. Fry, Clar, 27.89; 4. Hawes, Sal, 27.96; 5. Reist, Bart, 28.83; 6. Luck, CS, 29.09.

400: 1. Bray, Bix, 59.63; 2. Cantwell, Clar, 1:02.84; 3. Haight, Ow, 1:02.91; 4. Vining, Bix, 1:04.07; 5. Webb, Bart, 1:04.35; 6. Sutton, EC, 1:06.64.

800: 1. Webb, Bart, 2:31.26; 2. Dossett, Ow, 2:36.27; 3. Showatter, Pryor, 2:38.02; 4. Rowan, Ow, 2:38.82; 5. Webster, Pryor, 2:42.98; 6. Vaughn, Bix, 2:46.14.

1600: 1. Navarra, Ow, 5:48.09; 2. Reiser, Ow, 5:50.14; 3. Maple, Bart, 5:51.24; 4. Webster, Pryor, 6:02.52; 5. Knipmeyer, Bart, 6:24.35; 6. Landa, Sal, 6:28.44.

3200: 1. Maple, Bart, 12:11.31; 2. Navarra, Ow, 12:20.27; 3. Reiser, Ow, 12:27.17; 4. Dossett, Ow, 12:37.17; 5. Walker, OwB, 12:59.51; 6. Kelley, Bart, 13:23.60.

100H: 1. Rowden, Clar, 15.61; 2. Cooper, Bart, 16.10; 3. Pritchard, Clar, 17.49; 4. Zielinski, Bix, 17.51; 5. Taylor, Sal, 17.94; 6. Clume, Bart, 18.05.

300H: 1. Snider, Bix, 47.57; 2. Pritchard, Clar, 47.76; 3. Trent, CS, 48.98; 4. Ray, Tah, 48.99; 6. Rowden, Clar, 50.60.

400 Relay: 1. Sallisaw 51.39; 2. Claremore Sequoyah 52.43; 3. Bartlesville, 52.59; 4. Bixby 53.06; 5. Owasso 53.54; 6. Tahlequah 54.06.

800 Relay: 1. Sallisaw 1:49.13; 2. Bixby 1:50.22; 3. Bartlesville 1:55.92; 4. Tahlequah 1:56.86; 5. Claremore 1:56.90; 6. Claremore Sequoyah 2:00.71.

1600 Relay: 1. Sallisaw 4:09.27; 2. Bixby 4:09.51; 3. Claremore 4:15.71; 4. Bartlesville 4:27.51; 5. Owasso 4:27.96; 6. Pawhuska 4:32.74.

3200 Relay: 1. Owasso 3:75; 2. Hargrove, Bix, 33-4; 3. Linger, Tah, 33-2; 4. Elliot, Pryor, 32-7; 5. McBurl, Paw, 32-2.5; 6. Gordon, Bix, 32-1.5.

Discus: 1. McBurl, Paw, 126-5; 2. Gordon, Bix, 120-1; 3. Igarta, Clar, 99-0.25; 4. Gray, Paw, 97-6.5; 5. Meredith, Bart, 97-6; 6. McElrath, Ow, 94-5.5.

Lnog Jump: 1. Cantwell, Clar, 16-1; 2. Pritchard, Clar, 15-10.5; 3. Linger, Tah, 15-9.5; 4. Ellenburg, CS, 15-6.5; 5. Rowden, Clar, 15-4.5; 6. Sutton, EC, 14-8.5.

High Jump: 1. Linger, Tah, 5-2; 2. Castle, Clar, 5-0; 3. Anderson, Clar, 5-0; 4. (Tie) Vest, Bart; Balderidge, CS, 4-10; 6. Baker, Bix, 4-8.

Weatherford Invite

4/28/98

Boys

TEAM SCORING: 1. McGuinness 125; 2. Elk City 88; 3. Weatherford 87; 4. Dickson 37; 5. Marlow 32; 6. Kingfisher 30; 7. Harrah 26; 8. Frederick 24; 9. (Tie) Chickasha, Velma-Alma 22; 11. Clinton 18; 12. Hollis 18; 13. Anadarko 16; 14. Elgin 12; 15. Hydro 11; 16. Mangum 7; 17. Seminole 4; 18. (Tie) Woodward, Carnegie, Tuttle 2; 21. Oklahoma Christian School 1.

100: 1. Williams, Fred, 11.67; 2. Enoch, McG, 11.77; 3. Goodman, Chic, 11.81; 4. Neslony, McG, 11.84; 5. Kerber, Tut, 11.96; 6. Phillips, Wea, 12.02.

200: 1. Landreth, ElkC, 22.86; 2. Hughley, Fred, 23.22; 3. Cothran, Har, 23.29; 4. Goodman, Chic, 24.09; 5. Williams, Fred, 25.03; 6. Benson, McG.

400: 1. Landreth, ElkC, 50.25; 2. Dennison, Wea, 52.09; 3. Whitebird, Kf, 53.41; 4. Alexander, Bic, 53.45; 5. Weldon, ElkC, 53.66; 6. Collazo, McG, 53.74.

800: 1. Moses, McG, 2:00.47; 2. Smith, Elg, 2:01.39; 3. Banks, ElkC, 2:01.81; 4. Williams, Wea, 2:02.74; 5. Munford, ElkC, 2:03.41; 6. Steuer, VA, 2:03.60.

1600: 1. Connolly, McG, 4:29.66* 2. Miller, Va, 4:32.56; 3. Carr, Har, 4:37.48; 4. Roundface, Ana, 4:39.40; 5. Lowry, McG, 4:39.41; 6. Steuer, VA, 4:53.68.

3200: 1. Connolly, McG, 9:42.69* 2. Lampkin, Dic, 10:17.67; 3. Lowry, McG, 10:25.99; 4. Roundface, Ana, 10:31.85; 5. Bliss, Car, 10:38.41; 6. Miles, OCS, 10:38.79.

110H: 1. Maloy, Kf, 14.86; 2. Gastenwood, Mar, 15.18; 3. Brown, Wea, 15.84; 4. Taylor, Hol, 16.58; 5. Allison, Sem, 16.88; 6. Hernandez, Mangum, 18.02.

300H: 1. Maloy, Kf, 40.30; 2. Boyles, Mar, 40.32; 3. Sparks, Har, 41.89; 4. Mosburg, Wea, 42.73; 5. Easterwood, Mar, 43.20; 6. Allison, Sem, 43.46.

400 Relay: 1. Clinton 44.35; 2. McG, 44 6. Mangum 45.95.

1600 Relay: 1. Elk City 3:26.36; 2. McGuinness 3:28.51; 3. Weatherford 3:30.14; 4. Dickson 3:35.17; 5. Frederick 3:37.06; 6. Marlow 3:38.04.

3200 Relay: 1. McGuinness 8:11.18; 2. Weatherford 8:18.23; 3. Velma-Alma 8:27.16; 4. Hydro 8:31.98; 5. Elk City 8:35.46; 6. Marlow 8:42.02.

Shot: 1. Sim, Wea, 55-1; 2. Atteberry, ElkC, 52-6.5; 3. Avriett, Chic, 51-3.5; 4. Bergman, Wea, 46-10; 5. Roberts, Ww, 44-9.5; 6. Ashmore, McG, 44-7.

Discus: 1. Atteberry, ElkC, 165-6.5; 2. Sims, Wea, 159-6; 3. Cooper, Chic, 139-8.5; 4. Talbott, Kf, 139-7.5; 5. Hillary, Elg, 137-5; 6. Calling, ElkC, 130-7.5.

Long Jump: 1. Enoch, McG, 22-2; 2. Landreth, ElkC, 21-2.5; 3. Culpepper, Hol, 20-11; 4. Coe, McG, 20-9; 4. Neslony, McG, 20-1; 6. Atkins, Hol, 19-10.

High Jump: 1. Easterwood, Mar, 6-4; 2. Barton, Ana, 6-2; 3. Galarza, Hol, 6-0; 4. Slavonic, McG, 5-10; 5. Beckman, Elg, 5-10; 6. (Tie) Pieper, Hy, Davis, Hol, 5-6.

Pole Vault: 1. Love, Dic, 13-6; 2. (Tie) Peoples, Dic, Landreth, ElkC, 13-0; 4. Box, Mang, 12-6; 5. Stucker, Wea, 12-0; 6. Dunaway, McG, 11-6.

Girls

TEAM SCORING: 1. McGuinness 115; 2. Weatherford 82; 3. Marlow 71; 4. Hollis 70; 5. Velma-Alma 63; 6. Woodward 54; 7. Crescent 32; 8. Seminole 22; 9. Anadarko 19; 10. Tuttle 16; 11. Elk City 15; 12. Dickson 14; 13. (Tie) Mt. View-Gotebo, Edmond Deer Creek, 10; 15. (Tie) Carnegie, Elgin 8; 17. Hydro 5; 18. Chickasha 2.

100: 1. Strecker, McG, 13.02; 2. Hayes, Hol, 13.07; 3. Cravens, Sem, 13.31; 4. Bedford, Ana, 13.35; 5. Laird, MVG, 13.52; 6. McLaister, Ww, 13.54.

200: 1. Hayes, Hol, 27.74; 2. Smith, Hol, 27.72; 3. Laird, MVG, 27.79; 4. Pieper, Hy, 28.35.

400: 1. Grammar, Wea, 1:03.66; 2. Snider, VA, 1:03.24; 3. Staats, Mar, 1:03.29; 4. Ellis, Elg, 1:03.59; 5. E. Kelly, McG, 1:04.15; 6. Walker, ElkC, 1:04.76.

800: 1. McCurry, VA, 2:21.40; 2. Jordan, McG, 2:22.54; 3. Staats, Mar, 2:23.95; 4. Sharki, EDC, 2:26.18; 5. Shaffer, Wea, 2:28.24.

1600: 1. Jordan, McG, 5:27.70; 2. McCauley, Mar, 5:35.72; 3. Hicks, Dic, 5:37.59; 4. Sharki, EDC, 5:39.5; 5. Hinds, Mar, 5:40.0; 6. Baumeister, McG, 5:43.14.

3200: 1. Jordan, McG, 11:39.76* 2. Hicks, Dic, 12:15.19; 3. Baumeister, McG, 12:20.07; 4. M. Kelly, McG, 12:31.86; 5. Sharp, Car, 12:36.6; 6. Sweeney, Hy, 12:39.77.

100H: 1. Bedford, Ana, 16.34; 2. Nowell, Cres, 16.65; 3. Lamb, VA, 17.0; 4. Berryman, Mar, 17.02; 5. Ontiveros, Cres, 18.49.

300H: 1. C. Christensen, Wea, 49.64; 2. Holloway, ElkC, 50.46; 3. L. Christensen, Wea, 50.94; 4. Ingram, Hol, 51.12; 5. Sexauer, McG, 52.12; 6. Parker, Mar, 52.44.

400 Relay: 1. Hollis 51.73; 2. Seminole 52.70; 3. Weatherford 52.74; 4. Marlow 52.87; 5. Tuttle 53.22; 6. Mt. View-Gotebo 55.09.

800 Relay: 1. McGuinness 1:50.17; 2. Hollis 1:51.28; 3. Weatherford 1:51.32; 4. Marlow 1:52.42; 5. Tuttle 1:54.52; 6. Chickasha 1:56.04.

1600 Relay: 1. Velma-Alma 4:16.73; 2. Weatherford 4:16.94; 3. Marlow 4:24.14; 4. McGuinness 4:25.83; 5. Hollis 4:28.53; 6. Carnegie 4:33.18.

3200 Relay: 1. McGuinness 10:05.01; 2. Marlow 10:07.80; 2.1; 6. Edmond Deer Creek 10:50.25.

Shot: 1. Stinson, Ww, 38-7.5; 2. Stevenson, Cres, 38-2; 3. Chapman, Va, 37-1.5; 4. Bedford, Ana, 34-7; 5. Crystal, Ww, 34-5.5; 6. Cox, Ww, 33-5.

Discus: 1. Stevenson, Cres, 124-4; 2. Crystal, Ww, 121-11; 3. Marshall, Wea, 117-1; 4. Stinson, Ww, 109-8; 5. Holloway, ElkC, 103-1; 6. Chapman, VA, 99-1.

Long Jump: 1. McAlister, Ww, 17-1.5; 2. Bowers, Ww, 16-9; 3. Strecker, McG, 16-8; 4. Cowden, McG, 15-7; 5. Garrett, McG, 15-4.5; 6. Johnson, Ana, 14-11.

High Jump: 1. Bowers, Ww, 5-2; 2. Rainey, Tut, 4-10; 3. (Tie) Wilkerson, Elg, Smith, Cres, McLaughlin, McG, 4-8.

*meet record

Beaver Invitational

4/25/98

Boys

TEAM SCORING: 1. Boise City 155; 2. Turpin 85; 3. Beaver 82; 4. Hooker 73; 5. Mangum 43; 6. Laverne 37; 7. Tyrone 27; 8. Forgan 18; 9. Buffalo 17; 10. Keys 13; 11. Follett 11; 12. Balgo 4; 13. Gage 2.

100: 1. Frazier, Foll, 11.19; 2. Marquez, Hook, 11.38; 3. Headrick, Turp, 11.53; 4. Holmes, Beav, 11.58; 5. Barnes, Hook, 11.69; 6. Bell, Tyr, 11.87.

200: 1. Headrick, Turp, 23.45; 2. Marquez, Hook, 23.48; 3. Holmes, Beav, 24.03; 4. Bell, Tyr, 24.25; 5. Hernandez, Mang, 24.51; 6. Colvado, Gage, 24.99.

400: 1. Regier, Turp, 51.77; 2. Benson, Turp, 52.27; 3. Bentley, Lav, 52.34; 4. Kinsey, Beav, 53.02; 5. Henry, Beav, 53.53; 6. Williams, Hook, 54.63.

800: 1. Bentley, Lav, 2:07.26; 2. Cain, Tyr, 2:09.46; 3. Twyman, Boise, 2:10.93; 4. Martinez, Boise, 2:16.21; 5. Wingert, Boise, 2:16.67; 6. Gregorio, Beav, 2:16.95.

1600: 1. Hedwood, Boise, 5:03.27; 2. Jacquez, Forg, 5:08.05; 3. Cates, Tyr, 5:16.98; 4. Morra, Turp, 5:29.32; 5. Bell, Tyr, 5:32.56; 6. Serma, Boise, 5:34.83.

3200: 1. Brown, Key, 11:08.22; 2. Hegwood, Boise, 11:15.93; 3. Cates, Tyr, 11:31.53; 4. Hill, Balk, 12:09.63; 5. Loepp, Beav, 12:29.00; 6. Jacobs, Turp, 12:51.65.

110H: 1. Kinsey, Beav, 15.49; 2. Hernandez, Mang, 16.60; 3. Sheffec, Turp, 17.36; 4. Bombach, Beav, 18.29; 5. Mallett, Mang, 18.94; 6. Barby, Beav, 18.90.

300H: 1. P. Randolph, Boise, 41.31; 2. N. Randolph, Boise, 41.32; 3. Sheffec, Turp, 43.99; 4. Bombach, Beav, 45.56; 5. Kinsey, Beav, 46.46; 6. Hernandez, Mang, 46.94.

400 Relay: 1. Boise City 44.73; 2. Hooker 45.29; 3. Mangum 45.51; 4. Buffalo 45.98; 5. Beaver 47.34.

1600 Relay: 1. Boise City 3:30.64; 2. Beaver 3:39.27; 3. Hooker 3:43.01; 4. Mangum 3:46.92.

3200 Relay: 1. Hooker 8:48.72; 2. Boise City 8:51.60; 3. Beave9-8; 3. Massoni, Turp, 47-3; 4. Terrell, Boise, 46-8; 5. Marcellos, Turp, 44-11; 6. Kliever, Foll, 40-1.5.

Discus: 1. Swallow, Lav, 170-10; 2. Massoni, Turp, 143-4; 3. Ridenhour, Turp, 142-7; 4. Loder, Beav, 139-7; 5. Terrell, Boise, 138-6; 6. Stone, Lav, 127-4.

Long Jump: 1. Newman, Forg, 20-4.25; 2. Adee, Boise, 19-8; 3. Howell, Hook, 19-4.25; 4. Holmes, Beav, 19-3.25; 5. Box, Mang, 18-4.5; 6. Colvard, Gage, 18-2.

High Jump: 1. Roseberry, Boise, 6-6; 2. Ketterman, Buff, 6-6; 3. Esparza, Boise, 6-0; 4. Regier, Turp, 5-10; 5. Brown, Key, 5-10; 6. Jordan, Buff, 5-10.

Pole Vault: 1. Ottinger, Boise, 14-0; 2. Box, Mang, 13-6; 3. Soell, Boise, 13-0; 4. P. Randolph, Boise, 13-0; 5. Loder, Beav, 12-0; 6. Brown, Turp, 9-6.

Girls

TEAM SCORING: 1. Boise City 142; 2. Buffalo 112; 3. Beaver 87; 4. Laverne 60; 5. Turpin 60; 6. Balgo 44; 7. Hooker 43; 8. Follett 28; 9. Forgan 22; 10. Tyrone 10; 11. Boise City B 4.

100: 1. Carson, Turp, 12.43; 2. Janko, Beav, 12.93; 3. James, Boise, 13.26; 4. McGill, Forg, 13.44; 5. Dies, Buff, 13.85; 6. Strasia, Boise, 13.97.

200: 1. Janko, Beav, 27.85; 2. Baker, Boise, 28.72; 3. Trujillo, Boise, 29.34; 4. Albus, Boise, 29.53; 5. Caytomn, Boise, 21.14.

400: 1. Morris, Buff, 1:00.29; 2. Karber, Balk, 1:03.19; 3. Vanable, Beav, 1:03.84; 4. Baker, Boise, 1:06.16; 5. Kee, Beav, 1:07.11; 6. Maschmeier, Turp, 1:08.29.

800: 1. Karber, Balk, 2:33.13; 2. Mitchell, Foll, 2:34.85; 3. Prophet, Buff, 2:35.46; 4. Harrison, Beav, 2:36.15; 5. Bentley, Lav, 2:39.63; 6. Caldwell, Beav, 2:43.16.

1600: 1. Ogles, Boise, 5:59.40; 2. Barby, Lav, 6:03.77; 3. Bryant, Tyr, 6:18.64; 4. Payne, Beav, 6:27.57; 5. Hill, Balk, 6:31.07; 6. Caldwell, Beav, 6:36.08.

3200: 1. Prophet, Buff, 13:25.52; 2. Hill, Balk, 13:33.97; 3. Hudson, Buff, 13:42.89; 4. Bryant, Tyr, 14:39.90; 5. Land, Turp, 14:41.10; 6. Gillespie, Boise, 15:52.49.

100H: 1. James, Boise, 16.69; 2. McDonald, Forg, 17.27; 3. Hamilton, Lav, 17.47; 4. Schumacher, Boise, 17.58; 5. Ashpaugh, Lav, 18.72; 6. Freeman, Lav, 18.95.

300H: 1. Shane, Buff, 47.64; 2. Hamilton, Lav, 49.33; 3. Schumacher, Boise, 51.61; 4. Ashpaugh, Lav, 54.67; 5. Burke, Foll, 54.70; 6. McReynolds, Boise B, 55.04.

.66: 4. Buffalo 54.27; 5. Follett 55.44; 6. Beaver 56.91.

800 Relay: 1. Buffalo 1:50.13; 2. Boise City 1:50.92; 3. Turpin 1:51.73; 4. Beaver 1:52.10; 5. Hooker 1:53.11; 6. Follett 1:58.23.

1600 Relay: 1. Buffalo 4:19.01; 2. Boise City 4:25.35; 3. Laverne 4:32.18; 4. Beaver 4:35.82; 5. Follett 4:39.83.

3200 Relay: 1. Buffalo 7:20; 2. Gregg, Beav, 34-3.5; 3. Morris, Balko, 33-3.5; 4. Ukens, Hook, 30-7; 5. Fredrick, Turp, 30-5.5; 6. Thacker, Turp, 30-1.5.

Discus: 1. Gregg, Beav, 114-2; 2. Tooley, Boise, 98-0; 3. Fredrick, Turp, 97-0; 4. Depuy, Hook, 93-9; 5. Morris, Balko, 90-6; 6. Nelson, Lav, 89-10.

Long Jump: 1. McGill, Forg, 15-4; 2. Robertson, Foll, 15-3.75; 3. Stout, Turp, 14-8.25; 4. Grunau, Balko, 14-0.75; 5. Hussey, Hook, 13-7.75; 6. Cayton, Boise, 13-5.5.

High Jump: 1. Trujillo, Boise, 4-8; 2. Baker, Boise, 4-8; 3. Schroeder, Hook, 4-8; 4. (Tie) Coker, Reydon; Caldwell, Beav 4-6; 6. George, Hook, 4-4.

MetroLakes Catoosa

4/29/98
Boys

TEAM SCORING: 1. Claremore 140; 2. Kelley 92.5; 3. Bixby 74; 4. Catoosa 69.5; 5. Miami 62; 6. Webster 52; 7. Tahlequah 48; 8. Pryor 32.

100: 1. Cox, Web, 10.82; 2. Williams, Web, 10.94; 3. Zinc, Kel, 11.41; 4. Hussaini, Web, 11.49; 6. Miller, Tah, 11.57.

200: 1. Robertson, Tah, 22.93; 2. Cox, Web, 23.01; 3. Aylward, Pry, 23.31; 4. Williams, Web, 23.32; 5. Pettit, Mia, 23.49; 6. Hunt, Clar, 23.52.

400: 1. Robertson, Tah, 51.11; 2. Aylward, Pry, 51.94; 3. Pettie, Mia, 53.53; 4. Selman, Kel, 54.66; 5. Goldsby, Web, 56.93; 6. Gately, Bix, 57.13.

800: 1. Robertson, Tah, 2:06.24; 2. Murrzy, Cat, 2:07.24; 3. Burns, Clar, 2:08.77; 4. Jackson, Bix, 2:10.07; 5. Rich, Cat, 2:10.91; 6. Ratliff, Tah, 2:11.15.

1600: 1. Chartier, Clar, 4:45.20; 2. Adams, Kel, 4:45.24; 3. Sowell, Web, 4:48.31; 4. Kent, Web, 4:57.77; 5. McKibben, Mia, 4:58.82; 6. Murray, Cat, 5:00.00.

3200: 1. Adams, Kel, 10:20.94; 2. Chartier, Clar, 10:25.81; 3. Sowell, Web, 10:29.15; 4. McKibben, Mia, 10:40.21; 5. Kent, Web, 11:04.01; 6. Stoermer, Kel, 11:17.87.

110H: 1. Cox, Clar, 15.69; 2. Norwood, Mia, 17.74; 3. O'Brian, Bix, 18.16; 4. McGhee, Cat, 18.21; 5. Hargrove, Cat, 18.24; 6. Armstrong, Bix, 19.37.

300H: 1. Cox, Clar, 40.19; 2. Brower, Clar, 43.66; 3. O'Brian, Bix, 44.20; 4. Norwood, Mia, 44.48; 5. Hargrove, Cat, 44.50; 6. McGhee, Cat, 46.87.

400 Relay: 1. Kelley 45.80; 2. Catoosa 47.05; 3. Miami 47.19; 4. Claremore 47.31; 5. Bixby 47.43.

1600 Relay: 1. Claremore 3:41.26; 2. Miami 3:44.30; 3. Bixby 3:45.13; 4. Kelley 3:49.54; 5. Catoosa 3:56.03.

3200 Relay: 1. Claremore 8:44.38; 2. Bixby 8:45.77; 3. Catoosa 8:55.33; 4. Kelley 9:21.00.

Shot: 1. Sharp, Pry, 46-2; 2. Shaddox, Bix, 42-1.5; 3. Bryant, Mia, 41-11; 4. Cannon, Pry, 41-6; 5. Navarro, Clar, 41-6; 6. Davison, Bix, 40-7.5.

Discus: 1. Davison, Bix, 141-10; 2. Parker, Cat, 131-11; 3. Erwin, Clar, 129-8; 4. Navarro, Clar, 128-1; 5. Shaddox, Bix, 123-3.

Long Jump: 1. Selman, Kel, 20-5.75; 2. Brower, Clar, 20-2.5; 3. Coman, Kel, 20-1; 4. Miller, Tah, 19-1.25; 5. Zink, Kel, 18-6; 6. McDonald, Mia, 18-2.

High Jump: 1. Crawford, Tah, 6-6; 2. Coman, Kel, 6-4; 3. Cox, Clar, 5-10; 4. Murphy, Bix, 5-6; 5. (Tie) Selman, Kel; Coons, Cat 5-6.

Pole Vault: 1. Dee, Clar, 14-6; 2. Woods, Clar, 14-0; 3. Buckmaster, Cat, 13-6; 4. Smith, Clar, 13-0; 5. Rainey, Cat,

11-6; 6. Hook, Tah, 10-6.

Girls

TEAM SCORING: 1. Bixby 140; 2. Kelley 112.5; 3. Catoosa 108; 4. Pryor 98; 5. Miami 79.5; 6. Claremore 48; 7. Tahlequah 24; 8. Webster 2.

100: 1. Nichols, Bix, 12.37; 2. Chesney, Cat, 13.05; 3. Uhren, Kel, 13.19; 4. Miller, Cat, 13.22; 5. Rogers, Mia, 13.33; 6. Ross, Mia, 13.37.

200: 1. Nichols, Bix, 26.48; 2. Shaffer, Cat, 26.76; 3. Ross, Mia, 27.51; 4. Widby, Mia, 27.56; 5. Miller, Cat, 28.13; 6. Jackson, Kel, 28.31.

400: 1. Bray, Bix, 1:00.79; 2. Uhren, Kel, 1:02.84; 3. Nutter, Pry, 1:04.16; 4. Vining, Bix, 1:06.62; 5. Scott, Clar, 1:05.98; 6. McClendon, Kel, 1:07.15.

800: 1. Kmetz, Kel, 2:29.69; 2. Anderson, Pry, 2:29.97; 3. McCall, Kel, 2:31.19; 4. K. Nutter, Pry, 2:33.28; 5. A. Nutter, Pry, 2:36.02; 6. Kesler, Kel, 2:37.18.

1600: 1. Kmetz, Kel, 5:35.74; 2. Anderson, 5:37.74; 3. A. Nutter, Pry, 5:48.43; 4. Fedick, Cat, 5:56.58; 5. Kessler, Kel, 5:57.23; 6. Kalenski, Bix, 6:02.74.

3200: 1. A. Nutter, Pry, 12:00.63; 2. Anderson, Pry, 12:07.50; 3. Corlett, Pry, 12:48.80; 4. Wagoner, Kel, 12:58.28; 5. Fedick, Cat, 13:08.93; 6. Funk, Kel, 14:18.26.

100H: 1. Rowden, Clar, 16.42; 2. Pilkington, Kel, 17.53; 3. Collier, Mia, 17.67; 4. Parcell, Mia, 17.97; 5. Zielinski,

Bix, 18.50; 6. Horn, Kel, 22.20.

300H: 1. Snider, Bix, 48.76; 2. Dry, Tah, 49.59; 3. Kmetz, Kel, 50.38; 4. Pilkington, Kel, 50.72; 5. Parcell, Mia, 51.34; 6. Zielinski, Bix, 52.30.

400 Relay: 1. Catoosa 51.25; 2. Bixby 53.10; 3. Miami 53.52; 4. Claremore 53.64; 5. Kelley 56.33.

800 Relay: 1. Bixby 1:48.48; 2. Catoosa 1:49.07; 3. Miami 1:52.75; 4. Kelley 1:56.54; 5. Pryor 2:01.67.

1600 Relay: 1. Catoosa 4:09.95; 2. Bixby 4:10.95; 3. Miami 4:21.71; 4. Kelley 4:22.09; 5. Pryor 4:34.62.

3200 Relay: 1. Kelley 9:57.38; 2. Pryor 10:09.38; 3. Bixby 10:27.94; 4. Claremore 11:22.36; 5. Catoosa 11:36.40.

Shot: 1. Gordon, Bix, 33-7; 2. Elliott, Pry, 32-9; 3. Hargrove, Bix, 32-0.5; 4. Stand, Mia, 30-8.5; 5. Folske, Bix, 29-3.5; 6. Smith, Pry, 28-6.

Discus: 1. Gordon, Bix, 104-3; 2. Ti. Stand, Mia, 99-9.5; 3. Ta. Stand, Mia, 97-0; 4. Woolman, Pry, 86-0; 5. Fleming, Web, 79-3.5; 6. Igarta, Calr, 78-8.5.

Long Jump: 1. Chesney, Cat, 16-3.25; 2. Lingor, Tah, 15-6; 3. Cantwell, Clar, 15-4.75; 4. Rowden, Clar, 14-6.25; 5. Fitzgibbon, Kel, 14-6.6; Kirk, Kel, 13-2.

High Jump: 1. Anderson, Cat, 5-2; 2. Linger, Tah, 5-2; 3. Castle, Clar, 5-0; 4. (Tie) Dotson, Pry; Jamie, Clar 4-10; 6. (Tie) Selman, Kel; Arnold, Mia 4-10.

Regional Assignments

Class 5A - May 9

BARTLESVILLE: Bartlesville, Broken Arrow, Charles Page, Enid, Muskogee, Hale, Owasso, Ponca City.

JENKS: Santa Fe, Jenks, Tulsa Memorial, Sapulpa, Stillwater, Tahlequah, Union, Rogers.

PUTNAM CITY: Choctaw, Edmond Memorial, Midwest City, Mustang, Norman North, Putnam City, Putnam City North, Westmore.

ALTUS: Del City, Edmond North, Eisenhower, Lawton, Moore, Norman, Putnam City West, Yukon.

Class 4A - May 9

BARTLESVILLE: Bishop Kelley, Catoosa, Central, Claremore, Daniel Webster, McLain, Pryor, Thomas Edison.

JENKS: Ada, Bixby, B.T. Washington, Durant, East Central, Guthrie, McAlester, Shawnee.

PUTNAM CITY: Ardmore, Capital Hill, Carl Albert, Douglass, John Marshall, Noble, Northeast, Southeast, U.S. Grant.

ALTUS: Altus, Chickasha, Duncan, El Reno, MacArthur, Northwest Classen, Western Heights, Woodward.

Class 3A - May 2

WATONGA: Blackwell, Clinton, Edmond Deer Creek, Elk City, Guymon, Harrah, Kingfisher, Little Axe, McLoud, Perry, Piedmont, Seminole, Tuttle, Weatherford.

PLAINVIEW: Anadarko, Atoka, McGuinness, Byng, Cache, Holdenville, Lone Grove, Marlow, Newcastle, Pauls Valley, Purcell, Star Spencer, Sulphur, Tecumseh.

VINITA: Berryhill, Bristow, Cascia Hall, Cleveland, Collinsville, Cushing, Dewey, Grove, Jay, Mannford, Miami, Okmulgee, Oologah, Pawhuska, Sequoyah-Claremore, Skiatook, Vinita.

POTEAU: Broken Bow, Checotah, Coweta, Ft. Gibson, Glenpool, Hilldale, Hugo, Idabel, Locust Grove, Muldrow, Poteau, Roland, Sallisaw, Spiro, Stigler, Stilwell, Wagoner.

Class 2A - May 2

WATONGA: Alva, Bethany, Bethel, Blanchard, Bridge Creek, Chisholm, Fairview, Hennessey, Heritage Hall, Lexington, Meeker, Millwood, Mt. St. Mary, Perkins-Tryon, Watonga.

PLAINVIEW: Comanche, Davis, Dickson, Elgin, Frederick, Hobart, Kingston, Konawa, Lindsay, Madill, Marietta, Plainview, Tishomingo, Wewoka, Wynnewood.

HOMINY: Adair, Caney Valley, Chandler, Chelsea, Chouteau, Hominy, Inola, Jones, Kellyville, Metro Christian, Newkirk, Nowata, Pawnee, Salina, Sperry, Stroud, Victory-Christian.

Heavener: Antlers, Beggs, Eufaula, Hartshorne,

Haskell, Heavener, Henryetta, Morris, Okemah, Pocola, Prague, Savanna, Valliant, Vian, Warner, Westville, Wilburton.

Class A - May 2

WOODWARD: Burns Flat-Dill City, Cordell, Crescent, Crooked Oak, Hinton, Hollis, Hooker, Laverne, Luther, Mangum, Oklahoma Christian, Pioneer-Pleasant Valley, Seiling, Thomas Fay Custer Unified, Tonkawa, Turpin.

VELMA-ALMA: Apache, Bray-Doyle, Carnegie, Cyril, Dibble, Elmore City-Pernell, Empire, Healdton, Maid, Minco, Navajo, Ninnekah, Ringling, Riverside, Rush Springs, Snyder, Stratford, Vanoss, Velma-Alma, Walters, Washington, Waurika, Wayne, Wilson.

VINITA: Afton, Barnsdall, Colcord, Commerce, Copan, Davenport, Depew, Foyil, Kansas, Ketchum, Kiefer, Mounds, Oklahoma Union, Picher-Cardin, Quapaw, Ripley, Woodland, Wyandotte, Yale.

POTEAU: Achilles, Cave Springs, Central-Sallisaw, Coalgate, Haileyville, Haworth, Hulbert, Okay, Oktaha, Panama, Porter Consolidated, Preston, Quinton, Rattan, Rock Creek, Tahlequah-Sequoyah, Talihina, Wright City.

Class B - May 2

WOODWARD: Alinc-Cleo, Arnett, Balko, Beaver, Boise City, Buffalo, Burlington, Butler, Canton, Cheyenne, Erick, Fargo, Felt, Forgan, Freedom, Gage, Geary, Hammon, Hardesty, Keyes, Leedy, Merritt, Mooreland, Okeene, Oklahoma Bible Academy, Reydon, Ringwood, Sharon-Mutual, Shattuck, Sweetwater, Texhoma, Tyrone, Waynoka, Yarbrough.

VELMA-ALMA: Alex, Big Pasture, Binger-Oney, Blair, Cement, Central-Marlow, Chattanooga, Coleman, Davidson, Duke, Eakly, Eldorado, Fox, Ft. Cobb-Broxton, Gracemont, Grandfield, Hydro, Lone Wolf, Lookeba-Sickles, Macomb, Maysville, McLish, Milburn, Mt. View-Gotebo, Oklahoma School for Deaf, Paoli, Ryan, Springer, Sterling, Temple, Thackerville, Tipton, Verden, Wanette, Wapanucka, Washita Heights.

HOMINY: Agra, Billings, Boley, Brame, Carney, Cashion, Cherokee, Cimarron, Covington-Douglass, Coyle, Deer Creek-Lamont, Drummond, Dover, Frontier, Garber, Glencoe, Kremlin-Hillsdale, Mason, Medford, Midway, Morrison, Mulhall-Orlando, Oilton, Okarche, Olive, Pond Creek-Hunter, Prue, Schuller, Shidler, South Coffeyville, Timberlake, Verdigris, Wakita, Waukomis, Welch, White Oak, Wynona.

HEAVENER: Allen, Bennington, Bluejacket, Boswell, Bowlegs, Caddo, Calvin, Canadian, Caney, Dewar, Earlsboro, Fairland, Hanna, Howe, Kinta, Kiowa, Moss, Moyers, New Lima, Oaks, Pittsburg, Porum, Red Oak, Sasakwa, Soper, Stringtown, Stuart, Tushka, Varnum, Watts, Webbers Falls, Weleeta, Wetumka.

Oklahoma College Track Update

By Bud Almond

Tyson Invitational

Fayetteville, AR - April 17-18

Arkansas coach John McDonnell--in converting the this meet to a two-day format with nighttime events--is hoping to bring a legitimate NCAA-qualifying festival on the scale of a Penn Relays or Mt. SAC Relays to Fayetteville. "We need something more central," McDonnell commented, as he was explaining the need to have a meet in this part of the country to cut out high team travel expenses for many area schools. And, by having an evening meet, he's hoping to alleviate any wind-related problems encountered during the day.

The host Hogs easily outdistanced a field of 22 teams to capture the men's crown, as Iowa State's women had just enough depth to dispatch the runner-up Lady Razorbacks. Former Catoosa star Phil Price pushed defending NCAA champ and teammate Seneca Lassiter all the way to the tape in finishing second, with a season best and NCAA provisional qualifying time of 3:41.27 in the 1500 meters. Tulsa's Dwight Davis (3:45.75) won a battle for sixth place with OSU's Chuck Sloan (3:45.85) with teammates Kristian Brackkan (3:53.88), Jeremy Hollis (3:54.69), and Monte Hawkins (3:57.46) squeezing in before the Cowboys' Nathaniel Lane (3:58.61).

In the 800 meters, Hurricane ace Adam "AJ" Ellison clocked an NCAA provisional and new school record time of 1:48.73, in blazing to a third place finish with fellow

halfer Rodney Peterson (1:49.24) in fifth, also with a personal best time. Cornelius Mason also had a breakthrough personal best performance for Tulsa with a ninth place time of 1:51.03. Stanley Redwine arguably has one of the nation's top collections of 800 meter runners in the country and with Freshman Shawn McCullough--who had a slow (for him) 1:56.53--rounding out the foursome, Redwine can look forward to reloading next year once Ellison and Peterson graduate. OSU's Brian Young (1:53.04), Ben Phillips (1:54.06), and David Greenshields (1:54.31) had a tight grouping in this very competitive race as they too are showing promise of things to come for the Cowboys.

Rene' Carlsen (8:18.79), Erik Framme (8:33.15), and Scott Gray (8:49.38) provided good performances for the Cowboys in the 3000 meters in finishing sixth, tenth, and eighteenth respectively. In the 4 X 400 meter relay Tulsa established another school record with Peterson, Ellison, Hassan Faggett, and Clint Small turning their ovals in a collective 3:12.48 to finish fourth against a very fast field including the nation's top juco team, Barton County, KS (3:05.64).

Tulsa's Fride Vullum set yet another school record in the 3000 meters as she narrowly missed qualifying for nationals with a 9:39.12. She finished second by an eyelash to former All-American Rebecca Wilmes. OSU's Tamara Dingley was fifth in 10:11.93. Irish frosh Margaret Danagher set another personal best as she finished a strong third narrowly missing a

victory in the 1500 meters. Her time of 4:35.67 ranks as TU's second best time ever.

Freshman phenom Tiffany Williams stood on the victory stand after smashing the 400 meter school record set by teammate Caroline Avbovbede earlier this season. Williams' 53.70 was also an NCAA provisional qualifier. Williams and Avbovbede came back later with Inemesit Usoroh and Monique Poindexter to set another TU record in blitzing the 4 X 400 meter relay in 3:43.47. They finished third behind SW Missouri and Arkansas. Poindexter earlier had garnered a fourth place finish in the 800 meters with a 2:11.25, as teammates Erin Simpson (2:12.99) and Jany Van Gerwen (2:14.02) finished seventh and ninth, both with personal bests. Junior hurdler Danielle Hill topped the 100 meter timbers in 14.83 in a qualifying heat to set another TU school record.

OSU's LaToya Hinds uncorked a quick 11.71 to take third in the 100 meters, and Jenny Kock finished fourth in the 5000 meters with an 18:07.95. Esmeralda Thomas was ninth in 18:48.20

Michael Johnson Open

Waco, TX - April 18

The University of Oklahoma traveled south of the Red River to compete against a quality field in this meet named after Baylor's most popular world-record holding Olympic sprinter. Some of the highlights included a second place performance by intermediate hurdler Kevin James (51.84), third place finish by the 4 X 100 meter relay squad (39.56), fourth place jump by pole vaulter Chris Duffy (17' 3 1/4"), and a fifth place finish by Dean Wise (10.68) in the 100 meters.

On the women's side, the Lady Sooners had a winning performance by distance ace Andrea DeLozier (17:52.25) in the 5000 meters. Other notable feats included Katie Webster's second place throws in both the Javelin (148' 9"), and the Hammer throw (143' 11 1/2"); Bambi Carson - second in Discus (151' 11"); Candi Palmer - second in Shot Put; Lindsey Harris - second in Pole Vault (10' 8"); Amy Tinker - second in 800 meters (2:08.93); Cecile Cargill - fourth in 400 meters (53.54); Jackie Horton - fourth in 200 meters (23.80); 4 X 100 meter relay - third (44.59); and Janel Hayes - fifth in Long Jump (18' 2 1/4").

Lone Star Conference

Kingsville, TX - April 18

Abilene Christian University won both the men's and women's conference titles, with both teams scoring well over 200 points while amassing many individual titles as well. The University of Central Oklahoma men's team scored 16 points for a sixth place finish, while the UCO women scored 18 points for a seventh placing, with sprinter Anitra Lacy finishing third in her 200 meter race in 24.7.

Sooner Athletic Conference

Shawnee, OK - April 18

Oklahoma Baptist's Ford Mastin was selected as the SAC men's and women's



BEAVER INVITATIONAL--The boys head into the second lap of the 800 with eventual winner Dustin Bentley of Laverne in the middle. Photo by Roger Taylor

Oklahoma College Track Update

Coach of the Year following his defending champion teams' victories over their conference rivals on their home track at Worton Field. The Lady Bison scored 138 points to outdistance Wayland Baptist (79), Phillips (66), Oklahoma Christian (65), and Southern Nazarene (38). On the men's side the Bison finished with 122 points, followed by Wayland Baptist (98), Oklahoma Christian (56), Southern Nazarene (55), Phillips (39), and Lubbock Christian (35) who scored all of their points by winning all of the distance events including placing the top four in the 5000 meters.

Rachel Row was the meet's high-point scorer winning the High Jump (5' 2"), second - Long Jump (17' 31/4"), fourth - Triple Jump (31' 5 1/4"), fourth - Javelin (93' 10"), fifth - 100 meter hurdles (16.42), and sixth - Shot Put (33' 3").

Gabriela Hnilkova won all three of her distance events as she took the 5000 meters (18:04.31), 3000 meters (10:37.43), and 1500 meters (4:46.39) handily. Hurdler Sueanna Hilton won the 400 meter intermediates in 63.57 for the Lady Bison.

Other women's winners included Phillips' 4 X 800 meter relay team - 9:37.36, Oklahoma Christian's 4 X 100 meter relay team - 50.00, Southern Nazarene's Moore in the 100 meter hurdles - 14.76, SNU's Miller in the 400 meters - 56.18, and the 800 meters - 2:20.05, OCU's Nelson in the 200 meters - 24.12, and the 100 meters -



PLAINVIEW INVITATIONAL--Purcell won the Last event of the day, the 1600 relay. Photo by John Hoke

12.06, and OCU's 4 x 400 meter relay team - 4:01.64.

The Bison men scored heavily in the triple jump as Ben Schadegg (46' 2 1/4") grabbed the gold with Chauncey Webb (42' 3"), and Jeremy Brauer (40' 3 1/4") taking the other two spots, as there were no other contestants in the event. Jason Mathis took home the title in the 100 meters (10.42), and Jamaal Jackson did the same in the 200 meters (21.39).

Desire' Piere-Louis won the 400 meters (48.03), and anchored the winning 4 X 100 meter (41.46) and 4 X 400 meter (3:16.26) relay teams. Marvin James also scored high for the Bison as he won the 400 meter intermediates (53.59), and anchored the victorious 4 X 800 meter relay (7:51.90).

Other men's winners included Phillips' Collins in the Long Jump (23' 5 3/4"), Southern Nazarene's domination of the Pole Vault with Ben Daniel winning (17' 1/4"), and the Bessett brothers in second (16' 0") and third (15' 0"). OCU likewise dominated the 110 meter highs as they took the top four spots with Anderson coming out on top (15.18).

Penn Relays

Philadelphia, PA - April 24-25

Oklahoma, OSU, and Arkansas all sent teams to this most prestigious of track meets, relay or otherwise, as the 104th edition, with a three-day attendance total of 90,982 produced some exciting moments once again. The Hogs 4 X 1 Mile relay team with Catoosa's Phil Price leading off, ran virtually unchallenged and, despite a strong headwind, came away with a thrilling 16:11.65, just 1.6 seconds short of the meet record set by Villanova in 1975.

Oklahoma's Jason Larabee had some tough competition in the college 5000 meters, but came away with a fifth place 14:07.19, just ten seconds short of Wisconsin's Jay Schoenfelder's 13:57.05. OSU's Chuck Sloan likewise had some good competition, but a much closer race in the college 3000 meter Steeplechase, as he improved his time to 8:42.04 for a fourth place finish. Michigan's John Mortimer won in 8:36.73.

Drake Relays

Des Moines, IA - April 24-25

Tulsa University took a partial team up to Iowa and, despite the windy conditions, came away with some good performances as Adam Ellison ran a close race in the 800 meters, finishing fourth, only a second short of the winners circle in 1:49.37. The race of races though was the thrilling 4 X 800 meter relay in which the team of Dwight Davis, Cornelius Mason, Rodney Peterson, and Ellison went head to head with Kansas State and came up short at the wire with the Wildcat foursome just nipping the Hurricane 7:24.88 to 7:24.91. These two teams have two of the top times in the nation this year. Ellison also lent a hand on the Hurricane Distance Medley Relay foursome as they finished fifth in 9:54.65.



CASADY INVITATIONAL--Casady won the 1600 relay in a dead heat over Heritage Hall. Photo by Andre Reddington

Fride Vullum, competing in the prestigious Invitational 5000 meters came up short of Arizona's Amy Skieresz (16:11.61), but finished strong in 17:00.37 for fourth. Vullum also anchored the DMR to a seventh place time of 11:42.33 ably assisted by Margaret Danagher, Caroline Avbovbede, and Erin Simpson. Tiffany Williams, also competing in an invitational event, the 400 meters, and against Natasha Kaiser-Brown's winning 51.79, came away with some great experience as she ran to a school second best ever time of 54.19 for sixth. She also ran a leg on the fourth place 4 X 400 meter relay team's 3:43.45, a new school record. Baylor won in 3:32.55. TU also ran to a sixth place finish in the 4 X 800 meter relay (9:03.22).

Oklahoma Christian's team of Blake Collins, Sam Walker, Jeremy Buhl, and Rhett Renoud completed the 2 1/2 mile DMR in 10:17.31 for a 13th place finish in the college division.

College/High School Signings

Oklahoma Baptist University: Amy and Brandy Bratton, Hale (Cross Country/Track). University of Oklahoma: Kyle Bookout, Stroud (Shot/Discus); Jonas Lusk, Dallas, TX (Sprints); Ernest Lewis, New Rochelle, NY (Sprints); Jimmyria Hicks, Arlington, TX (Sprints); Alicia Emanuel, Houston, TX (Sprints); Sande' Swaby, New Rochelle, NY (Hurdles/Jumps). Tulsa: Marthia Robinson - Midwest City (800/1600).