


Oklahoma TRACK & FIELD NEWS

Devoted to Track & Field and Cross Country

Volume 6, Number 9

\$3.00

April 30, 1998



CENTRAL OKLAHOMA RELAYS--McGuinness freshman Amanda Jordan--undefeated in cross country and winner of the 4A state meet--smashed the state record in the 3200 meter run with a time of 10:56.38. Photo by John Hoke

**Next Issue
April 30**

Velma-Alma Invitational

4/11/98

Boys

TEAM SCORING: 1. Velma-Alma 85; 2. Dickson 81 5; 3. Waurika 72; 4. Frederick 62; 5. Lexington 44; 6. Snyder 40; 7. Marietta 38; 8. Mangum 31 5; 9. (Tie) Stratford, Temple 20; 11. Fox 17; 12. Elgin 14; 13. Comanche 13; 14. Maysville 12; 15. (Tie) Walters, Lindsay 10; 17. (Tie) Apache, Plainview, Washington 4; 20. Empire 3
100: 1. Osborne, Strat, 10.85; 2. Williams, Fred, 11.06; 3. Schuler, Tem, 11.10; 4. Cronin, Lex, 11.37; 5. Morris, Com, 11.38; 6. Castle, Waurika, 11.39
200: 1. Dickey, Sny, 23.69; 2. Williams, Fred, 23.97; 3. Hughley, Fred, 24.07; 4. Castle, Waur, 24.13; 5. Cronin, Lex, 24.29; 6. Schuler, Tem, 24.37
400: 1. Dickey, Sny, 51.19; 2. Steuer, VA, 53.99; 3. Box, Mang, 54.96; 4. Blair, Lex, 55.11; 5. Miller, VA, 55.44; 6. Stephens, Elg, 55.48
800: 1. Miller, VA, 2.01.17; 2. Salas, Mari, 2.05.82; 3. Brantley, Waur, 2.06.17; 4. Ratcliff, Dic, 2.06.24; 5. Steuer, VA, 2.10.94; 6. Stevens, Elgin, 2.1.60
1600: 1. D. Lampkin, Dic, 4.47.08; 2. J. Lampkin, Dic, 4.59.67; 3. Stevens, Elgin, 5.01.23; 4. Conklin, Plain, 5.04.72; 5. Kirkpatrick, Va, 5.12.18; 6. Keith, Waur, 5.16.31
3200: 1. D. Lampkin, Dic, 10.37.57; 2. J. Lampkin, Dic, 10.51.34; 3. Stevens, Elg, 11.17.97; 4. Keith, Waur, 11.23.73; 5. Miller, VA, 11.30.31; 6. Kirkpatrick, Va, 11.44.26
110H: 1. Dickey, Sny, 16.19; 2. Thomas, Walters, 16.46; 3. Rushing, Fox, 16.94; 4. Hernandez, Mang, 17.28; 5. McCurtain, Mays, 17.62; 6. Henderson, Waur, 18.0
300H: 1. Rushing, Fox, 42.81; 2. Dunn, Waur, 44.56; 3. Hernandez, Mang, 45.41; 4. Dennis, VA, 45.52; 5. Thomas, Wal, 45.84; 6. Jones, Fox, 45.87
400 Relay: 1. Frederick 44.10; 2. Lexington 46.03; 3. Temple 46.43; 4. Waurika 46.74; 5. (Tie) Mangum, Dickson 46.78
1600 Relay: 1. Frederick 3.38.29; 2. Velma-Alma 3.38.86; 3. Waurika 3.39.33; 4. Dickson 3.40.31; 5. Marietta 3.41.23; 6. Lexington 3.42.23
3200 Relay: 1. Dickson 8.34.65; 2. Marietta 8.50.92; 3. Velma-Alma 8.51.71; 4. Waurika 9.06.79; 5. Apache 9.07.96; 6. Lexington 9.19.27
Shot: 1. Johnson, Sny, 44-1; 2. Foster, Waur, 43-11; 3. Cobb, Com, 42-7; 4. Seal, Lex, 41-6; 5. Kilmer, Wash, 41-5.5; 6. Newsom, Com, 41-2.5
Discus: 1. Tracy, Waur, 124-4; 2. Fenton, VA, 124-2; 3. Ryley, Mari, 123-1; 4. Jack, Mays, 117-9; 5. Seal, Lex, 115-1; 6. Hildebrand, Waur, 115-0
Long Jump: 1. Osborne, Strat, 20-9.5; 2. Dennis, VA, 19-6; 3. Box, Mang, 19-4; 4. Morris, Com, 19-3.5; 5. Peoples, Dic, 19-3; 6. McCullough, Tem, 18-4.5
High Jump: 1. Elkins, Lin, 6-2; 2. Blair, Lex, 6-2; 3. Worley, Mays, 6-0; 4. Anderson, Mari, 5-8; 5. Nelson, Wash, 5-8; 6. Dial, Empire, 5-8
Pole Vault: 1. Dennis, VA, 14-11; 2. Box, Mang, 13-4; 3. Love, Dic, 12-10; 4. Peoples, Dic, 12-10; 5. Dial, Empire, 9-0

Girls

TEAM SCORING: 1. Plainview 188; 2. Velma-Alma 94; 3. Fox 64; 4. Lexington 48 5; 5. Waurika 42; 6. Madill 39; 7. Stratford 30; 8. Healdton 26; 9. Lindsay 18; 10. Mt. View-Gotobo 13; 11. Walters 10 5; 12. Dickson 10; 13. (Tie) Elgin, Alex, Marietta 8; 16. Apache 6; 17. (Tie) Frederick, Empire, Rush Springs 2; 20. Washington 1
100: 1. Tyner, Fox, 11.85; 2. Rushing, Fox, 12.51; 3. Griffin, Waur, 12.66; 4. Bates, Waur, 12.68; 5. Laird, MVG, 13.01; 6. Stafford, Mad, 13.12
200: 1. Tyner, Fox, 25.61; 2. Wedel, Lex, 26.77; 3. Holmes, Plain, 26.87; 4. Wood, Strat, 27.85; 5. Laird, MVG, 28.31; 6. Moore, RS, 28.34
400: 1. Wedel, lex, 1.00.27; 2. Lampkin, Plain, 1.03.67; 3. McCurry, Va, 1.04.21; 4. Fentem, Lin, 1.04.44; 5. Snider, Va, 1.06.03; 6. Moore, RS, 1.06.25
800: 1. Peterson, Heald, 3.33.31; 2. Hill, Mari, 2.35.41; 3. Waller, Plain, 2.35.81; 4. Snider, Va, 2.39.12; 5. Hicks, Dic, 2.40.20; 6. Morehead, Wash, 2.40.64
1600: 1. Peterson, Heald, 5.54.53; 2. Harvey, Plain, 5.57.21; 3. Hicks, Dic, 6.03.93; 4. Waller, Plain, 6.08.18; 5. Cox, Lex, 6.12.88; 6. Fuller, VA, 6.13.56
3200: 1. Harvey, Plain, 12.53.62; 2. Fuller, Va, 12.57.82; 3. Traylor, Lin, 13.10.82; 4. Rowe, Strat, 13.23.90; 5. Cox, Lex, 13.33.26; 6. Horne, Va, 13.35.28
100H: 1. Lamb, VA, 15.76; 2. Merritt, Plain, 16.34; 3. Darter, VA, 16.71; 4. Cunningham, Plain, 17.24; 5. Dent, Wal, 17.194; 6. Bloodworth, Plain, 17.99
300H: 1. Lamb, VA, 49.15; 2. Villarreal, Wal, 51.98; 3. George, Plain, 52.89; 4. Messer, MVG, 54.38; 5. Ensminger, Empire, 55.36; 6. Cunningham, Plain, 55.91
400 Relay: 1. Fox 51.9; 2. Plainview 52.36; 3. Lexington 53.30; 4. Waurika 53.46; 5. Stratford 53.68; 6. Frederick 54.15
800 Relay: 1. Plainview 1.50.27; 2. Fox 1.50.67; 3. Lexington 1.53; 4. Stratford 1.53.62; 5. Mt. View-Gotobo 1.56.87; 6. Alex 1.56.89
1600 Relay: 1. Plainview 4.17.31; 2. Velma-Alma 4.21.76; 3. Madill 4.24.86; 4. Stratford 4.37.35; 5. Alex 4.42.01; 6. Lexington 4.50.52
3200 Relay: 1. Plainview 10.24.34; 2. Velma-Alma 10.24.71; 3. Madill 10.41.58; 4. Lindsay 11.24.78; 5. Waurika 11.47.99; 6. Stratford 11.51.93
Shot: 1. Easterling, Plain, 40-1; 2. Chapman, Va, 37-6; 3. Williamson, Plain, 36-2; 4. Corley, Heald, 34-6.75; 5. Koassechony, Apache, 33-0.5; 6. Ratcliff, Dic, 32-11.5
Discus: 1. Vance, Plain, 120-2; 2. Jones, Elg, 103-6; 3. Arington, VA, 94-11; 4. Koassechony, Apache, 9-5.5; 5. Humble, Alex, 88-6.5; 6. Ratcliff, Dic, 88-5

Continued on page 3

On Track

By John Hoke, Editor

All Right! Good weather finally arrived in Oklahoma. I don't think I've seen as nice a day as Friday, April 10, in several years. It made for some great performances and great spectating at the John Jacobs Invitational in Norman but the wind was back the following day and hasn't let up yet.

Speaking of great performances. McGuinness freshman Amanda Jordan smashed the 11-year-old record in the 3200 meter run at the Bronco Relays in Edmond with a time of 10:56.39, eclipsing Michelle Scholtz's (Tulsa Memorial) mark of 11:03 set in 1987. Not just a few people thought maybe the race was a lap short when they heard the time, but not only was it correct, it was FAT (fully automatic timing) which makes it truly an official mark.

And speaking of official state records--the legendary Ray Soldan, keeper of the flame of official state records, has an editorial piece in this issue that every coach should read. Ray has been the driving force behind the compilation of both state records and state-meet records and his thoughts are well-worth paying attention to.

There have been several note-worthy marks set so far this year and they can be found in the updated season leader's lists in this issue. With nearly 30 meets reported in this issue, we finally reached the point where we could break the listings down by class. I hope you enjoy them--I don't even want to think about the time and effort that was put in by my helpers. By the way: only marks set in meets reported fully to *OT&FN* by noon on Monday are eligible for inclusion in the leaders listings. Once in a while we can work in late marks but it is such a monumental job we have to get started early in order to have it out by the weekend. Please let me know if you find any errors or omissions and we will strive to correct them by the next issue.

The Oklahoma Track Coaches Association is sponsoring an East-West All-Star Meet the weekend after the 4A-5A state meets. Only juniors and seniors are eligible with three athletes per even being selected along with three relay teams. Head coaches are Ben Martin, Moore (West Boys); Terry Collins, Union (East Boys); David Gleason, Midwest City (West Girls); and Mike Adair, Sapulpa (East Girls). Each coach will name three assistants representing the various classes and they will meet to consider nominations and make the invitations for the teams. The site is tentatively set for the track at Moore. Uniforms and awards will be provided by the OTCA with the help of the Oklahoma Coaches Association.

Oklahoma will again be sending its very best to the Great Southwest Classic in Phoenix, May 30. Coaches for those teams are Prague's Charles Anderson (boys) and Velma-Alma's Jerry Loveall (girls). Our athletes have done very well in this meet in the past and we take the very best available, regardless of class. Nominations should be made as soon as possible to one of the coaches.

Regional assignments will be made next week and I have updated the list of representatives on the advisory committee listed at the right. If you want to have an impact on where your team goes, give your rep a call.

See you at a track meet!

Oklahoma TRACK & FIELD NEWS (ISSN 1080-8566) is dedicated to covering the sport of track and cross country in the state of Oklahoma at all levels and encourages submission of all results of any Oklahoma events. *Oklahoma TRACK & FIELD NEWS* is published 12 times a year as follows: twice in September and October, once in November (cross country season); once in February (indoor track season); twice in March, April and May (outdoor track season); no issues June, July, August, December or January. *Oklahoma TRACK & FIELD NEWS* is the official publication of the Oklahoma Track Coaches Association . Periodicals postage paid in Oklahoma City, OK.

Editor/Publisher - John Hoke

Oklahoma TRACK & FIELD NEWS is published by John Hoke, 600 N.W. 29th #7, Oklahoma City, OK. 73103; MAILING ADDRESS: P.O. Box 54679, Oklahoma City, OK. 73154-1679. PHONE: office 405 521-8750; FAX 405 521-8240. E-mail: AWNJS@aol.com All contributions of results and photographs are welcome but we do not guarantee return of unsolicited materials.

SUBSCRIPTIONS: one year \$28.00 (12 issues); two years \$53.00 (24 issues).

BACK ISSUES: \$3.00 postage paid, if available.

ADVERTISING: rates on request, contact the publisher above.

COPYRIGHT 1998 by *Oklahoma TRACK & FIELD NEWS*. All rights reserved. Reproduction in whole or part without permission is prohibited.

CHANGE OF ADDRESS: to ensure uninterrupted deliver send both old and new addresses and Zip codes at least four weeks before moving.

POSTMASTER: send address correction to *Oklahoma TRACK & FIELD NEWS*, P.O. Box 54679, Oklahoma City, OK 73154.

OKLAHOMA TRACK COACHES ASSOCIATION OFFICERS

President: Steve Patterson, Jenks. Girls Vice-President: Jerry Loveall, Velma-Alma. Boys Vice-President: Charles Anderson, Prague. Executive Secretary: Randy Belicek, 925 Lovers Lane, Purcell, OK 73080.

OSSAA TRACK ADVISORY COMMITTEE

(boys, girls)

5A: Steve Patterson, Jenks; Tom Snider, Edmond North. 4A: Randy Pearson, Claremore; Leann Musgrove, Ardmore. 3A: Bret Rider, Guyton; Earl Jobe, Poteau. 2A: Jim Coleman, Watonga; Charles Butler, Wynnewood. A: Jim Herring, Wyandotte; Jerry Loveall, Velma-Alma. B: Steve Lancaster, Boise City; Chuck Goodner, Medford.

Meet Results

Continued from page 1

Long Jump: 1. Kiser, Mad, 16-9.5; 2. Griffin, Waur, 16-7; 3. Bloodworth, Plain, 15-5; 4. Burns, Plain, 14-9; 5. Ritter, Waur, 14-7; 6. Messer, MVG, 14-2.5.

High Jump: 1. Griffin, Waur, 5-0; 2. S. Burns, Plain, 5-0; 3. R. Burns, Plain, 4-10; 4. Hamilton, Mad, 4-10; 5. Mitchell, Heald, 4-6; 6. (Tie) Donlap, Lex, High, Walters, 4-4.

*meet record

Buffalo Invitational

3/31/98

Boys

TEAM SCORING: 1. Turpin 153; 2. Boise City 115; 3. Tonkawa 93; 4. Hooker 51; 5. Laverne 50; 6. Buffalo 39; 7. Waynoka 18; 8. Burns Flat 10; 9. (Tie) Reydon, Yarbrough 8; 11. Freedom 1.

100: 1. Martin, Tonk, 11.53. **200:** 1. Ogletree, Tur, 23.88. **400:** 1. Benson, Tur, 53.70. **800:** 1. Bentley, Lav, 2:08.95. **1600:** 1. Hegwood, BC, 5:03.38. **3200:** 1. Hegwood, BC, 11:08.09.

110H: 1. Randolph, BC, 16.60. **300H:** 1. Randolph, BC, 42.53. **400 Relay:** 1. Tonkawa 45.70. **1600 Relay:** 1. Turpin. **3200 Relay:** 1. Buffalo 9:12.92. **Shot:** 1. Ridenour, Tur, 44-6.5. **Discus:** 1. Swallow, Lav, 149-1. **Long Jump:** 1. Bentley, Lav, 18-1. **High Jump:** 1. Headrick, Tur. **Pole Vault:** no results listed.

Girls

TEAM SCORING: 1. Boise City 155; 2. Buffalo 139; 3. Laverne 92; 4. Waynoka 62; 5. Turpin 54; 6. Tonkawa 48; 7. Hooker 42; 8. Mooreland 8; 9. Burns Flat 7; 10. Yarbrough 6; 11. Reydon 4.

100: 1. Carson, Tur, 13.31. **200:** 1. Baker, BC, 28.54. **400:** 1. Morris, Buf, 1:04.21. **800:** 1. Bocock, BC, 2:35.17. **1600:** 1. Prophet, Buf, 6:03.07. **3200:** 1. Bocock, BC, 13:35.57. **100H:** 1. James, BC, 17.73. **300H:** 1. Hamilton, Lav, 49.92. **400 Relay:** 1. Buffalo 53.49. **800 Relay:** 1. Buffalo 1:55.27. **1600 Relay:** 1. Boise City 4:25.8. **3200 Relay:** 1. Buffalo 11:08.78. **Shot:** 1. Depuy, Hook, 33-8. **Discus:** 1. Today, BC, 104-5.5. **Long Jump:** 1. Stout, Tur, 14-6. **High Jump:** 1. White, Tonk, 4-10.

District A-7 Invite

Wetumka

3/28/98

Boys

TEAMS COMPETING (no team scoring kept): Wetumka, Picher, Maud, Crooked Oak, Haworth, Allen, Wapanucka, Caddo.

100*: 1. Goodlow, CO, 10.59; 2. Threadgill, Haw, 10.66; 3. Solomon, CO, 10.75. **220:** 1. Goodlow, CO, 25.24; 2. Kelly, Pic, 25.59; 3. Lewellan, CO, 26.16. **440:** 1. Hernandez, Haw, 60.94; 2. Judd, Pic, 61.67; 3. Dollarhigh, Haw, 62.05. **880:** 1. Nichols, Cad, 2:21.45; 2. Dion, CO, 2:30.44; 3. Svec, Maud, 2:34. **1 Mile:** 1. Nichols, Cad, 5:55.12; 2. Hernandez, CO, 6:05; 3. Svec, Maud, 6:19. **2 Mile:** 1. Proctor, Cad, 13:34; 2. Wilson, Allen, 13:40; 3. Hopkins, Maud, 16:26. **120H:** 1. Porter, Maud, 20.50; 2. Welch, Wet, 23.7; 3. Smith, Pic, 26.72. **330H:** 1. Judd, Pic, 46.98; 2. Porter, Maud, 47.46; 3. Hudson, Maud, 58.0. **440 Relay:** 1. Haworth 50.98; 2. Picker 51.13; 3. Crooked Oak 52.07. **1 Mile Relay:** 1. Allen 4:49.2. **2 Mile Relay:** 1. Allen 10:55.8; 2. Wapanucka 11:32. **Shot:** 1. Harjochee, Wet, 43-2; 2. Walker, Pic, 41-8.5; 3. Hooker, Maud, 38-10.5. **Discus:** 1. Harjochee, Wet, 120-0.5; 2. Walker, Pic, 117-5; 3. Weaver, Pic, 104-6.5.

Long Jump: 1. Weedn, Maud, 19-3.25; 2. Tremble, Haw, 18-11; 3. Threadgill, Haw, 18-10.5. **High Jump:** 1. Treadgill, Haw, 6-0; 2. Tremble, Haw, 5-10; 3. Renfrow, Wet, 5-8.

Girls

TEAMS COMPETING (no team scoring kept): Picker, Wetumka, Allen, Crooked Oak, Maud, Haworth

100*: 1. Coalman, CO, 12.04; 2. Turnbow, Maud, 12.15; 3. Trospen, CO, 12.15. **220:** 1. Turnbow, Maud, 28.88; 2. Coleman, CO, 30.32; 3. Mantel, Pic, 30.66. **440:** 1. Clappett, Haw, 1:13.14; 2. Jackson, Haw, 1:13.16; 3. Carter, Pic, 1:15. **880:** 1. Redden, Pic, 3:00; 2. Tortolono, Pic, 3:02; 3. Garrett, Pic, 3:06. **1 Mile:** 1. Redden, Pic, 7:17; 2. Lynn, Maud, 7:24; 3. Biter, Maud, 7:33. **2 Mile:** 1. Cody, Pic, 16:50; 2. Demel, Pic, 17:01; 3. Koepler, Allen, 18:04. **100H:** 1. Johnson, Allen, 20.8; 2. Ellis, CO, 21.27; 3. Demel, Pic, 21.52. **330H:** 1. Demel, Pic, 1:04; 2. Beldin, Pic, 1:02. **440 Relay:** 1.



VELMA-ALMA INVITATIONAL--Plainview's Becky Harvey (right) won the 3200 with a time of 12:53.62. Photo by Roger Taylor

Haworth 59.3; 2. Picker 60.88. **880 Relay:** 1. Crooked Oak 2:04; 2. Haworth 2:06.4; 3. Picker 2:06.5. **1 Mile Relay:** 1. Picker 5:21; 2. Crooked Oak 6:30.

2 Mile Relay: 1. Picker 12:01; 2. Allen 13:00; 3. Crooked Oak 16:50. **Shot:** 1. Young, Pic, 31-5.25; 2. Goodin, Wet, 27-4; 3. Johnson, Allen, 25-7. **Discus:** 1. Goodin, Wet, 83-1; 2. Oliver, Wet, 79-9; 3. Patterson, Pic, 78-2. **Long Jump:** 1. Hines, Wet, 15-4; 2. Phillips, Pic, 13-5; 3. Mantel, Pic, 13-4. **High Jump:** 1. A. Demel, Pic, 4-6; 2. T. Demel, Pic, 4-6; 3. Patterson, Pic, 4-4.

*distances in yards

Turpin Relays

3/27/98

Boys

TEAM SCORING: 1. Boise City 125; 2. Turpin 123; 3. Guymon 77; 4. Laverne 42; 5. Beaver 41

100: 1. Warner, Guy, 11.59; 2. Ray, Tex, 11.76; 3. Marquez, Hook, 11.95; 4. Holmes, Bea, 12.13; 5. Harland, Tex, 12.14; 6. Bell, Tyr, 12.21.

200: 1. Ray, Tex, 23.58; 2. Werner, Guy, 23.58; 3. Bentley, Lav, 23.82; 4. Ogletree, Tur, 24.09; 5. Holmes, Bea, 24.30; 6. Headrick, Tur, 24.68.

400: 1. Regier, Tur, 52.66; 2. Bentley, Lav, 52.87; 3. Kinsey, Bea, 53.78; 4. Ketterman, Buf, 54.81; 5. Benson, Tur, 55.45; 6. Sanders, Tur, 56.70.

800: 1. Cain, Tyr, 2:12.95; 2. Headrick, Tur, 2:13.72; 3. Hodges, Tex, 2:18.89; 4. Rodriguez, BC, 2:20.24; 5. Short, Hook, 2:24.73; 6. Rameriz, Tur, 2:26.73.

1600: 1. Haywood, BC, 5:05.13; 2. Brown, Key, 5:07.16; 3. Littrel, Guy, 5:22.61; 4. Jaques, For, 5:33.46; 5. Roybal, Hook, 5:41.33; 6. Martinez, BC, 5:43.90.

3200: 1. Haywood, BC, 11:22.91; 2. Littrel, Guy, 11:36.18; 3. Cunningham, Yar, 12:12.41; 4. Pate, Guy, 12:37.58; 5. Gregorio, Bea, 12:41.49; 6. Hill, Balko, 12:43.83.

110H: 1. Huddleston, Tex, 16.74; 2. Randolph, BC, 17.11; 3. Bombach, Bea, 18.94; 4. Barby, Bea, 21.23; 5. Ramsey, Guy, 22.05.

300H: 1. Randolph, BC, 41.93; 2. Randolph, BC, 42.35; 3. Huddleston, Tex, 45.18; 4. Scheffe, Tur, 46.25; 5. Stang, Guy, 49.28; 6. Boring, Guy, 50.06.

400 Relay: 1. Texhoma 45.03; 2. Turpin 46.07; 3. Boise City 46.34; 4. Guymon 46.89; 5. Beaver 47.95; 6. Buffalo 48.44.

1600 Relay: 1. Boise City 3:34.84; 2. Turpin 3:30.12; 3. Guymon 3:36.72; 4. Hooker 3:43.04; 5. Texhoma 3:43.56; 6. Beaver 3:47.56.

3200 Relay: 1. Buffalo 9:10.77; 2. Boise City 9:17.14; 3. Hooker 9:36.13; 4. Turpin 9:40.55; 5. Guymon 10:06.75; 6.

Beaver 10:06.94.

Shot: 1. Swallow, Lav, 52-8.25*; 2. Ridenour, Tur, nd, 3. Massoni, Tur, nd, 4. Janzen, Tur, nd, 5. Terrel, BC, nd, 6. Baird, Buf, nd.

Discus: 1. Swallow, Lav, 135-4; 2. Loder, Beard, nd, 3. Massoni, Tur, nd, 4. Marcellus, Tur, nd, 6. Sears, Guy, nd. **Long Jump:** 1. Newman, For, 20-9; 2. Bentley, Lav, nd, 3. Howell, Hook, nd, 4. Huddleston, Tex, nd, 5. Ogletree, Tur, nd, 6. Adee, BC, nd.

High Jump: 1. Roseberry, BC, 6-3; 2. Headrick, Tur, nh, 3. Regier, Tur, nh; 4. Esparza, BC, nh, 5. Ketterman, Buf, nh, 6. Follis, Guy, nh.

Pole Vault: 1. Randolph, BC, 9-0; 2. Brown, Tur, 8-0

Girls

TEAM SCORING: 1. Boise City 143; 2. Buffalo 100; 3. Guymon 93; 4. Beaver 70; 5. Laverne 69

No times or distances listed for 2nd through 6th

100: 1. Curtis, Guy, 13.72. **200:** 1. Curtis, Guy, 28.34. **400:** 1. Moore, Buf, 1:03.97. **800:** 1. Lucero, Guy, 2:34.09. **1600:** 1. Lucero, Guy, 5:57.12. **3200:** 1. Bocock, BC, 13:28.66. **100H:** 1. James, BC, 18.03. **300H:** 1. Hamilton, Lav, 50.26. **400 Relay:** 1. Turpin 53.49. **800 Relay:** 1. Boise City 1:54.08. **1600 Relay:** 1. Boise City 4:22.38. **3200 Relay:** 1. Buffalo 11:13.89. **Shot:** 1.

Depuy, Hook, 34-6.25. **Discus:** 1. Gregg, Bea, 105-1. **Long Jump:** 1. Dale, Guy, 15-0. **High Jump:** 1. Barby, Lav, 4-8.

*meet record

*meet record

*meet record

Okmulgee Invitational

3/28/98

Boys

TEAM SCORING: 1. Okmulgee 254; 2. Beggs 85; 3. Henryetta 85; 4. Okmulgee B 52.5. **Morris** 44; 6. Kellyville 12; 7. Boley 5.

100: 1. Alexander, Beggs, 10.95; 2. Johnson, Okm, 11.18; 3. Reynolds, Kel, 11.36; 4. Smith, Okm, 11.49; 5. McConnell, Mor, 12.00; 6. McGriff, Okm, 12.05.

200: 1. Alexander, Beggs, 23.41; 2. Rich, Beggs, 23.41; 3. Reynolds, Kel, 24.30; 4. McGriff, Okm, 24.35; 5. Sekelsky, Hen, 24.98; 6. Rice, Okm, 25.14.

400: 1. Johnson, Okm, 50.92; 2. Rich, Beggs, 51.05; 3. Turner, Okm, 52.47; 4. Conn, Mor, 53.17; 5. Posey, Hen, 53.36; 6. Dean, Okm, 54.27.

800: 1. Cullum, Beggs, 2:15.74; 2. Goodo, Beggs, 2:17.86; 3. Grissom, Okm, 2:17.88; 4. Foley, Okm, 2:19.73; 5. Futen, Beggs, 2:48.84.

Continued on next page



VELMA-ALMA INVITATIONAL--Waurika freshman Jorinda Griffin won the high jump with a leap of 5-0. Photo by Roger Taylor

Continued from previous page

1600: 1. Bourn, Hen, 5:43.65; 2. Foley, Okm, 5:50.18; 3. Stilwell, Hen, 5:50.83; 4. Stilwell, Hen, 5:53.31; 5. Biddle, Okm, 5:59.97; 6. Butcher, Okm, 6:53.64.

3200: 1. Biddle, Okm, 12:45.25; 2. Stilwell, Hen, 12:46.01; 3. Butcher, 14:42.93.

110H: 1. Ross, Okm, 15.72; 2. Johnson, Okm, 16.20; 3. Young, Mor, 16.88; 4. Nunley, Okm, 17.01; 5. Jackson, Okm, 20.11; 6. Barnett, Okm B, 21.41.

300H: 1. Ross, Okm, 41.29; 2. Stokley, Okm, 42.42; 3. Young, Mor, 43.38; 4. Jackson, Okm, 48.14; 5. Bazart, Okm B, 49.76; 6. Barnett, Okm B, 52.56.

400 Relay: 1. Okmulgee 43.88; 2. Beggs 45.41; 3. Morris 45.66; 4. Okmulgee B 46.60; 5. Boley 55.53.

1600 Relay: 1. Okmulgee 3:31.37; 2. Okmulgee 3:36.50; 3. Beggs 3:40.22; 4. Henryetta 3:47.06; 5. Okmulgee C, 4:08.96.

3200 Relay: 1. Okmulgee 9:33.66; 2. Henryetta 9:57.28.

Shot: 1. Carroll, Okm B, 42-7.5; 2. Overton, Okm, 41.11; 3. Mayberry, Okm, 41-07.4; Rice, Okm B, 39-11; 5. Tuggle, Okm, 38-11; 6. Girty, Hen, 37-8.

Discus: 1. Behn, Okm, 112-11; 2. Hamric, Hen, 109-4; 3. Carroll, Okm B, 106-6; 4. Carnage, Hen, 103-0; 5. Riddick, Hen, 101-3; 6. Rickey, Boley, 89-9.

Long Jump: 1. Johnson, Okm, 19-10; 2. Paulshoe, Mor, 19-0; 3. Dean, Okm, 19-0; 4. Young, Mor, 17-10; 5. Currin, Okm, 16-3; 6. Davis, Beggs, 15-10.

High Jump: 1. Miller, Okm, 5-7; 2. Posey, Hen, 5-6; 3. Bussy, Hen, 5-4; 4. Hill, Okm, 5-2; 5. Paulshoe, Mor, 5-0.

Pole Vault: 1. Butcher, Okm, 8-6; 2. Biddle, Okm, 8-0.

Girls

TEAM SCORING: 1. Okmulgee 181; 2. Beggs 168; 3. Henryetta 103; 4. Morris 65; 5. Boley 18; 6. Kellville 15.

100: 1. Moore, Beggs, 13.20; 2. McConnell, Mor, 13.42; 3. Edmerson, Mor, 13.60; 4. McGuire, Kel, 13.70; 5. Asberry, Okm, 14.01; 6. Jones, Beggs, 14.67.

200: 1. Moore, Beggs, 27.92; 2. Hobert, Beggs, 28.04; 3. Spencer, Boley, 28.28; 4. Vandenberg, Hen, 28.77; 5. Koch, Beggs, 29.07; 6. McGuire, Kel, 29.46.

400: 1. Taplin, Okm, 1:04.18; 2. Boguard, Hen, 1:04.68; 3. Edmerson, Mor, 1:05.16; 4. Hobert, Beggs, 1:07.26; 5. Spencer, Boley, 1:07.98; 6. Harley, Okm, 1:14.41.

800: 1. Fuqui, Beggs, 2:33.03; 2. Melise, Beggs, 2:49.36; 3. Parker, Okm, 2:53.49; 4. Harley, Okm, 2:59.81; 5. Foley, Okm, 3:02.18.

1600: 1. Fuqui, Beggs, 6:07.74; 2. Kelch, Hen, 6:33.98; 3. Rivera, Hen, 6:36.00; 4. Melies, Beggs, 6:39.07; 5. Taylor, Beggs, 6:43.41; 6. Brewer, Mor, 7:46.83.

3200: 1. Fuqui, Beggs, 13:15.88; 2. Brewer, Mor, 14:28.79; 3. Hoekemier, Beggs, 14:47.52; 4. Baret, Hen,

14:49.36.

100H: 1. Lyons, Okm, 16.27; 2. Goodman, Hen, 18.74; 3. Stafford, Mor, 19.20; 4. Hammon, Okm, 19.27; 5. McGuire, Kel, 19.34.

300H: 1. Totress, Okm, 53.13; 2. McGuire, Kel, 53.18; 3. Lyons, Okm, 55.25; 4. Hammon, Okm, 57.12; 5. Stafford, Mor, 59.68; 6. Slehosfer, Beggs, 60.18.

400 Relay: 1. Okmulgee 52.26; 2. Beggs 52.31; 3. Morris 53.11; 4. Henryetta 56.43.

800 Relay: 1. Beggs 1:57.50; 2. Okmulgee 1:58.32; 3. Morris 1:58.33; 4. Henryetta 1:58.85.

1600 Relay: 1. Okmulgee 4:42.37; 2. Beggs 4:51.15.

3200 Relay: 1. Henryetta 11:11.87; 2. Beggs 11:32.50; 3. Okmulgee 11:39.11.

Shot: 1. Foley, Okm, 33-0; 2. Fisher, Beggs, 32-5.5; 3. Adjaye, Okm, 31-10.5; 4. Dean, Okm, 31-0.5; 5. Tate, Beggs, 28-9; 6. Girty, Hen, 28-6.5.

Discus: 1. Wisner, Hen, 86-2; 2. Adjaye, Okm, 85-8; 3. Harding, Okm, 83-3; 4. Watson, Hen, 76-2; 5. Dean, Okm, 76-0; 6. Fisher, Beggs, 72-0.

Long Jump: 1. Spencer, Boley, 15-7; 2. Lyons, Okm, 14-2; 3. Craft, Hen, 13-11; 4. Staford, Mor, 13-11; 5. Goodman, Beggs, 12-1; 6. Hop, Beggs, 11-8.

High Jump: 1. Jones, Okm, 4-2; 2. Craft, Hen, 4-0.

Perry Invitational

4/4/98

Boys

TEAM SCORING: 1. Alva 136; 2. Timberlake 94; 3. Tonkawa 92; 4. Chisholm 86; 5. Newkirk 66; 6. Medford 32; 7. Pond Creek-Hunter 20; 8. (Tie) Ringwood, Cleveland 16; 10. Jones 14; 11. Pawnee 10; 12. Perry 5.

100: 1. Kessons, Alva, 11.63; 2. Chamber, Clev, 11.64; 3. Martin, Tonk, 11.65; 4. Baldwin, Newk, 11.85; 5. Gibson, Per.

200: 1. Littlejohn, Alva, 23.15; 2. Bull, Chis, 23.74; 3. Baldwin, Newk, 23.99; 4. Duroy, Tonk, 24.27; 5. Kessons, Alva, 24.65.

400: 1. Judd, Tim, 51.02; 2. Littlejohn, Alva, 51.22; 3. Parker, Newk, 52.91; 4. Pierce, Tim, 53.06; 5. Gibson, Per, 55.6.

800: 1. Pierce, Tim, 2:05.55; 2. Sawyer, Chis, 2:05.84; 3. Bams, Newk, 2:07.92; 4. Rose, Alva, 2:09.18; 5. Perkins, Newk, 2:10.

1600: 1. Bickerstaff, Alva, 4:38.43; 2. Briley, Ring, 5:04.89; 3. Duncan, Chis, 5:06.06; 4. Feltz, Alva, 5:10.02; 5. Soucek, Tonk, 5:10.65.

3200: 1. Bickerstaff, Alva, 10:24.31; 2. Briley, Ring, 11:12; 3. Feltz, Alva, 11:18.24; 4. Acchoa, Tonk, 11:19.98; 5. Qualls, Jones, 11:21.04.

110H: 1. Smith, Chis, 16.51; 2. Rogers, Med, 16.59; 3.

Bilyeu, Tonk, 16.99; 4. Zachary, Med, 17.02; 5. Chapman, Tim, 19.00.

300H: 1. Judd, Tim, 42.25; 2. Bilyeu, Tonk, 42.59; 3. Zachary, Med, 43.69; 4. Wilson, Jones, 44.46; 5. Lake, Jones, 45.50.

400 Relay: 1. Chisholm 45.50; 2. Tonkawa 45.53; 3. Alva 46.47; 4. Medford 46.81; 5. Jones 47.1.

1600 Relay: 1. Tonkawa 3:36.59; 2. Timberlake 3:36.73; 3. Newkirk 3:38.07; 4. Chisholm 3:42.20; 5. Alva 3:46.72.

3200 Relay: 1. Alva 8:39.66; 2. Newkirk 8:46.17; 3. Timberlake 8:52.52; 4. Chisholm 8:54.40; 5. Tonkawa 9:27.50.

Shot: 1. McReynolds, PCH, 45-9.5; 2. Allen, Tim, 41-8.5; 3. Nusser, Alva, 41-7.5; 4. Ward, Tonk, 41-5.5; 5. Burris, Tonk.

Discus: 1. McReynolds, PCH, 149-6; 2. Thompson, Clev, 134-7; 3. Allen, Tim, 133-0; 4. Nusser, Alva 119-10; 5. Mercer, Chis, 117-0.

Long Jump: 1. Amsler, Chis, 19-4.75; 2. Miller, Alva, 18-9.25; 3. Sloucek, Tim, 18-7.5; 4. Marshall, Chis, 18-1.5; 5. Baldwin, New, 18-0.

High Jump: 1. Cheatham, Pawn, 6-0; 2. Sloucek, Tim, 5-11; 3. Tull, Newk, 5-8; 4. Whitworth, Newk, 5-8; 5. Soucek, Tonk.

Pole Vault: 1. Not contested.

Girls

TEAM SCORING: 1. Pond Creek-Hunter 136; 2. Chisholm 81; 3. Jones 78; 4. Alva 51; 5. Tonkawa 50; 6. Newkirk 38; 7. Ringwood 37; 8. Cleveland 34; 9. Perry 32; 10. Berryhill 28; 11. Timberlake 22; 12. Blackwell 20.

100: 1. Nichols, Jones, 12.69; 2. Hall, Ber, 13.42; 3. Barnes, Clev, 13.56; 4. Gourley, Alva, 14.13; 5. Eads, Jones, 14.25.

200: 1. Nichols, Jones, 27.13; 2. Kirby, PCH, 27.75; 3. Barnes, Clev, 28.73; 4. Hall, Ber, 28.68; 5. Guffy, Ring, 29.1.

400: 1. Hornbuckle, Tonk, 1:04.54; 2. Eisenhauer, Newk, 1:06.27; 3. Guffy, Ring, 1:06.88; 4. Mitchell, Per, 1:08.13; 5. McGuar, Chis, 1:10.2.

800: 1. Metscher, Chis, 2:35.05; 2. G. Bland, Chis, 2:36.03; 3. Guffy, ring, 2:36.50; 4. Hager, Per, 2:37.0; 5. S. Bland, Chis, 2:39.

1600: 1. Voss, Chis, 5:53.71; 2. Claffin, Ring, 6:02.46; 3. Scott, Ber, 6:06.63; 4. Looper, Black, 6:19.46; 5. Shafer, Alva, 6:22.4.

3200: 1. Scott, Ber, 12:41.01; 2. Looper Black, 13:11.64; 3. Claffin, Ring, 13:19.16; 4. Sawyer, Chis, 13:50.84; 5. Jones, Jones, 13.52.

100H: 1. Miner, Per, 17.24; 2. Apperson, PCH, 17.95; 3. Ross, Newk, 18.39; 4. Ball, Clev, 19.50; 5. Stout, Tonk, 19.75.

300H: 1. Apperson, PCH, 49.54; 2. Johnston, Jones, 50.02; 3. Miner, Per, 50.56; 4. Ball, Clev, 1:00.27.

400 Relay: 1. Jones 53.58; 2. Pond Creek-Hunter 53.61; 3. Alva 56.13; 4. Tonkawa 59.24.

800 Relay: 1. Pond Creek-Hunter 1:54.13; 2. Alva 1:59.70; 3. Newkirk 2:01.27; 4. Ringwood 2:02.56; 5. Tonkawa 2:05.

1600 Relay: 1. Pond Creek-Hunter 4:26.30; 2. Cleveland 4:29.41.

3200 Relay: 1. Chisholm 10:51.09; 2. Pond Creek-Hunter 11:28; 3. Timberlake 11:50.49; 4. Tonkawa 12:08.11; 5. Cleveland 12:46.3.

Shot: 1. Barwick, PCH, 34-6.5; 2. Kindred, PCH, 33-9; 3. Naneto, Jones, 31-18.1; 4. Lake, Tonk, 29-10; 5. Hulet, Per.

Discus: 1. Collins, Clev, 88-6; 2. Barwick, PCH, 88-6; 3. Kindred, PCH, 87-7; 4. Thompson, Alva, 85-9; 5. Berkinbile, PCH.

Long Jump: 1. Eisehauer, Newk, 16-10.75; 2. Hall, Ber, 15-1; 2. Miner, Per, 14-7.5; 4. Nichols, Jones, 13-11.5; 5. David, PCH.

High Jump: 1. Hein, Alva, 5-2; 2. Kukojan, Chis, 5-1; 3. Freeman, Jones, 5-0; 4. White, Tonk, 5-0; 5. Kenney, Alva.

Wyandotte Bears Relays

4/10/98

Boys

TEAM SCORING: 1. Wyandotte 219; 2. Commerce 81; 3. (Tie) Copan, Quapaw 41; 5. Tahlequah Sequoyah 39; 6. Afton 34; 7. Ketchum 29; 8. Adair 20; 9. (Tie) Hulbert, Fairland 18; 11. Colcord 10; 12. White Oak 9; 13. Welch 1.

100: 1. Howard, Wyan, 11.64; 2. Hance, Wyan, 11.80; 3. Barron, Com, 12.24; 4. Marlow, Wyan, 12.40; 5. Johnson, TS, 12.41; 6. Baldrige, WO, 12.50.

200: 1. Hance, Wyan, 23.19; 2. Johnson, TS, 24.75; 3. Baldrige, WI, 25.11; 4. Marlow, Wyan, 25.42; 5. Gomez, Ket, 25.61; 6. Howard, Copan, 25.82.

400: 1. Trimble, Com, 51.57; 2. Howard, Wyan, 52.64; 3. Elmer, Fair, 54.59; 4. Hardy, Wyan, 55.92; 5. York, Hul,

57.13; 6. Jones, Com, 58.10.

800: 1. Trimble, Com, 1:59.75; 2. Walkingstick, TS, 2:07.23; 3. Marlow, Wyan, 2:12.81; 4. Urte, Com, 2:17.09; 5. Tipton, Afton, 2:22.11; 6. Sheryl, Copan, 2:23.06.

1600: 1. Welch, Wyan, 4:42.86; 2. Walkingstick, TS, 4:50.58; 3. Urte, Com, 5:05.36; 4. Minson, Wyan, 5:15.68; 5. Cole, Wyan, 5:24.12; 6. Scott, TS, 5:38.53.

3200: 1. Urte, Com, 10:43; 2. Minson, Wyan, 11:21; 3. Teeter, Qua, 11:43.20; 4. Reese, Com, 11:54.20; 5. Scott, TS, 12:04.66; 6. Dorsey, Wel, 12:06.34.

110H: 1. Worley, Wyan, 15.50; 2. Garnet, Hul, 17.43; 3. Elmer, Fair, 17.55; 4. Foust, Wyan, 20.45; 5. Schmidt, Wyan, 22.47.

300H: 1. Dominick, Cop, 41.06; 2. Worley, Wyan, 41.96; 3. Elmer, Fair, 45.72; 4. Garnett, Hul, 45.75; 5. Cook, Com, 47.16; 6. Foust, Wyan, 47.4.

400 Relay: 1. Wyandotte 44.23; 2. Quapaw 53.27.

1600 Relay: 1. Wyandotte 3:34.85; 2. Copan 3:44.49; 3. Ketchum 3:58.62; 4. Commerce 4:07.10; 5. Hulbert 4:23.38; 6. Quapaw 4:29.22.

3200 Relay: 1. Commerce 9:40; 2. Wyandotte 8:48; 3. Copan 9:09.38; 4. Ketchum 9:34.76.

Shot: 1. S. Adams, Wyan, 51-3; 2. Watt, Adair, 43-8.5; 3. L. Adams, Wyan, 43-1.5; 4. Wall, Qua, 42-11.75; 5. Luckinbill, Ket, 41-8.25; 6. Little, Adair, 40-11.75.

Discus: 1. Little, Adair, 132-0; 2. Rabel, Wyan, 29-9; 3. Locust, TS, 122-0; 4. Laxton, Wyan, 10-511; 5. Marlow, Wyan, 102-5; 6. Luckinbill, Ket, 94-0.

Long Jump: 1. Hardy, Wyan, 19-9.5; 2. Riggs, Afton, 18-8.5; 3. Bullard, Qua, 17-11.25; 4. Johnson, TS, 17-3.25; 5. Baldridge, WO, 16-11.25; 6. Teeter, Qua, 16-10.25.

High Jump: 1. Bullard, Col, 6-0; 2. Hilton, Aft, 6-0; 3. Riggs, Aft, 5-10; 4. Nester, Ket, 5-8; 5. Foust, Wyan, 5-4; 6. Russell, Adair, 5-4.

Pole Vault: 1. Weaver, Afton, 12-6; 2. Marlow, Wyan, 10-0; 3. Mcanally, Wyan, 9-6; 4. Snider, Wyan, 9-6.

Girls

TEAM SCORING: 1. Adair 109; 2. Wyandotte 100; 3. Ketchum 86; 4. Fairland 82; 5. Commerce 64; 6. Quapaw 34; 7. Copan 27; 8. Tahlequah Sequoyah 26; 9. Hulbert 18; 10. Prue 14; 11. Bamsdall 10; 12. Welch 9; 13. Afton 2.

100: 1. Hall, Adair, 13.44; 2. Harris, Qua, 13.65; 3. Alexander, Fair, 13.92; 4. Botts, Hul, 13.99; 5. Cmapbell, Ket, 14.23; 6. Ball, Wyan, 14.41.

200: 1. Hall, Adair, 28.33; 2. Harris, Qua, 28.73; 3. Autry, Ket, 28.98; 4. Alexander, Fair, 29.33; 5. Copeland, Hul, 30.28; 6. Gilpin, Adair, 30.85.

400: 1. Hall, Adair, 63.86; 2. Cawyer, Com, 64.04; 3. McCarty, Wyan, 64.88; 4. Riley, Welch, 66.58; 5. Copeland, Hul, 68.36; 6. Alexander, Fair, 68.69.

800: 1. Cawyer, Com, 2:35.07; 2. Huckleberry, Adair, 2:39.41; 3. Locke, Wyan, 2:55.17; 4. Davis, Ket, 2:56.63; 5. Hoffman, Adair, 3:04.53; 6. Waters, Qua, 3:11.85.

1600: 1. Rhodd, TS, 6:08.32; 2. Russell, Adair, 6:20.27; 3. Briggs, Adair, 6:27.4; Shaw, Com, 6:37.26; 5. Davis, Ket, 6:59.09; 6. Gesa, Wyan, 7:03.52.

3200: 1. Rhodd, TS, 13:15; 2. Russell, Adair, 13:28; 3. Briggs, Adair, 14:17; 4. Shaw, Com, 14:23.55; 5. Samms, Ket, 15:37.25.

100H: 1. Overacre, Fair, 17.63; 2. Alday, Wyan, 17.83; 3. Millbourn, Prue, 17.85; 4. McCarty, Wyan, 17.86; 5. Botts, Hul, 18.02; 6. Thompkins, Com, 18.04.

300H: 1. Baker, Ket, 50.58; 2. Milbourn, Prue, 51.84; 3. Alday, Wyan, 52.82; 4. Botts, Hul, 53.38; 5. McCarty, Wyan, 53.40; 6. Overacre, Fair, 53.97.

400 Relay: 1. Ketchum 53.82; 2. Wyandotte 56.18; 3. Adair 58.57; 4. Commerce 62.19.

800 Relay: 1. Ketchum 1:55.88; 2. Fairland 1:59.61; 3. Wyandotte 2:00.69; 4. Adair 2:03.11; 5. Copan 2:04.02; 6. Commerce 2:09.82.

1600 Relay: 1. Ketchum 4:27.89; 2. Wyandotte 4:36.91; 3. Copan 4:51.50; 4. Fairland 5:09.31.

3200 Relay: 1. Adair 11:07; 2. Wyandotte 11.36.

Shot: 1. Burnside, Com, 32-4.5; 2. Scott, Qua, 32-4; 3. Trease, Fair, 29-5; 4. Mowry, Com, 29-3.25; 5. Bivens, Fair, 28-5.75; 6. Bailey, Qua, 28-3.

Discus: 1. Trease, Fair, 99-7; 2. Mowry, Com, 89-0; 3. Bivens, Fair, 86-11; 4. Burnside, Com, 84-0; 5. Wyrick, Fair, 75-7; 6. Patrick, Cop, 72-2.

Long Jump: 1. Chandy, Cop, 15-10.75; 2. Harris, Qua, 14-7; 3. McCarty, Wyan, 14-5.75; 4. Copeland, Hul, 13-10.5; 5. Merritt, Bam, 13-7.5; 6. Smith, TS, 13-6.

High Jump: 1. Spencer, Fair, 5-0; 2. Merritt, Bam, 5-0; 3. (Tie) Hollabaugh, Welch, Smith, TS, 4-10; 5. Millarr, Afton, 4-6; 6. Shaw, Com, 4-4.

Altus Invitational

4/4/98

Boys

TEAM SCORING: 1. Altus 123; 2. (Tie) Henrietta (Tex.), Lawton 88.4; Weatherford 61

100: 1. Majors, Hen, 10.65; 2. Robinson, Altus, 11.03; 3. Jeffers, Ike, 11.07; 4. Maxwell, Hen, 11.32; 5. Foster, Law, 11.34; 6. Raiden, Altus, 11.62.

200: 1. Majors, Hen, 21.76; 2. Foster, Law, 22.66; 3. Wilson, Canyon, 22.88; 4. Luke, Law, 22.90; 5. Dailey, Law, 23.00; 6. Hughley, Fred, 23.43.

400: 1. Decker, Hen, 50.73; 2. Dunn, Ike, 51.30; 3. Jones, Mac, 51.57; 4. Allison, Altus, 52.34; 5. Brown, Law, 52.84; 6. Raiden, Altus, 53.02.

800: 1. Perkins, Law, 2:00.97; 2. Codd, Altus, 2:01.80; 3. Williams, Wea, 2:04.23; 4. Hull, Wea, 2:08.84; 5. Rodriguez, Law, 2:10.81; 6. Dennis, Altus, 2:12.15.

1600: 1. Simms, Hen, 4:47; 2. Heapabirds, Wea, 4:50; 3. Hughes, Mac, 4:53; 4. Almand, Hen, 4:58; 5. Broadwater, Law, 5:07; 6. Frame, Wea, 5:08.

3200: 1. Broadwater, Law, 10:32.3; 2. Hawthorne, Altus, 10:33.4; 3. Simms, Hen, 10:34; 4. Ohman, Hen, 10:39.5; 5. Heapabirds, Wea, 10:49.3; 6. Lozano, Canyon, 11:11.5.

110H: 1. Haskins, Ike, 14.97; 2. J. Fields, Altus, 15.01; 3. T. Fields, Altus, 15.31; 4. Mizeli, Mac, 15.34; 5. Brown, Wea, 15.78; 6. Marshall, Ike, 16.31.

300H: 1. J. Fields, Altus, 39.43; 2. Gaffney, Law, 40.22; 3. Mizeli, Mac, 41.01; 4. T. Fields, Altus, 42.36; 5. Hillis, Altus, 42.84; 6. Paoli, Ike, 43.78.

400 Relay: 1. Henryetta 42.94; 2. Ardmore 43.05; 3. Ike 43.67; 4. Lawton 43.94; 5. Frederick, 44.50.

1600 Relay: 1. Ike 3:24.61; 2. Altus 3:25.44; 3. Lawton 3:26.59; 4. Henryetta 3:30.75; 5. MacArthur 3:31.36; 6. Weatherford 3:33.00.

3200 Relay: 1. Weatherford 8:24.48; 2. Lawton 8:30.53; 3. Altus 8:30.88; 4. MacArthur 8:39.04; 5. Ike 8:46.43; 6. Ardmore 8:55.94.

Shot: 1. Sims, Wea, 53-5.75; 2. Tabor, Ard, 49-2; 3. Gould, Altus, 46-5.50; 4. Humphrey, Ard, 45-6.50; 5. Woodall, Hen, 44-4.50; 6. Hartman, Altus, 43-11.75.

Discus: 1. Gould, Altus, 157-10.50; 2. Tabor, Ard, 156-9; 3. Sims, Wea, 146-9.50; 4. Masic, Canyon, 145-0; 5. Kamer, Altus, 131-6; 6. Humphrey, Ard, 130-21.50.

Long Jump: 1. Culperrer, Hollis, 21-7; 2. Johnson, Mac, 20-11; 3. Loftin, Ike, 19-8.5; 4. Luke, Ike, 19-8; 5. Gibson, Altus, 19-4.5; 6. Stumbo, Canyon, 19-1.

High Jump: 1. Haskins, Ike, 5-10; 2. Davis, Hollis, 5-10; 3. Hughes, Mac, 5-10; 4. Patterson, Altus, 5-8; 5. Mountain, Canyon, 5-8; 6. Gordan, Mac, 5-8.

Pole Vault: 1. Stout, Altus, 11-0.

Girls

TEAM SCORING: 1. WF Hirschi (Tex.) 144; 2. Weatherford 121; 3. Altus 79; 4. Henrietta (Tex.) 77; 5. Lawton 76; 6. Duncan 39; 7. Ike 38; 8. MacArthur 28; 9. Hollis 13

Continued on next page



VELMA-ALMA INVITATIONAL--Defending state champ, Cameko Tyner of Fox, won both the 100 and 200 and led her team to a new meet record in the 400 Relay. Photo by Roger Taylor

Track & Field Photos In Full Color

Any Photo by Roger Taylor
Appearing in **Oklahoma TRACK
& FIELD NEWS** is available in
color ranging in sizes from 4x6
to 11x14. Also available are
more than 2,000 other photos
of high school track & field and
cross country action.

**Roger B. Taylor
Sports Photos
7504 Shelly Circle
Edmond, OK 73034
(405- 341-3171**





VELMA-ALMA INVITATIONAL--Lindsay's Zack Elkins won the high jump with a leap of 6-2.
Photo by Roger Taylor

Continued from previous page

100: 1. Evans, Mac, 12.86; 2. Simpson, Hir, 13.08; 3. Gildin, Hir, 13.09; 4. Rockemore, Law, 13.1; 5. Goodson, Altus, 13.24; 6. Dawson, Hir, 13.33.
200: 1. Gould, Hir, 25.71; 2. Evans, Mac, 26.14; 3. Hairston, Law, 26.61; 4. Peterson, Ike, 26.97; 5. Parker, Hen, 27.12; 6. Williams, Hen, 27.69
400: 1. Gould, Hir, 1:00.16; 2. Peterson, Ike, 1:02.71; 3. Evans, Mac, 1:04.63; 4. Matthew, Mac, 1:07.25; 5. Murphy, Hir, 1:07.65; 6. Jones, Hir, 1:08.50
800: 1. Alvarez, Ike, 2:33.56; 2. Shaffer, Wea, 2:34.70; 3. Jones, Hir, 2:46.15; 4. Reed, Altus, 2:49.37; 5. Castle, Altus, 2:53.88; 6. Reese, Hollis, 2:53.96
1600: 1. Camey, Altus, 5:46.07; 2. Murchaison, Hen, 5:47.81; 3. Alvarez, Ike, 5:50.91; 4. Zamora, Wea, 6:21.72; 5. Reed, Altus, 6:41.86; 6. Castle, Altus, 6:42.16
3200: 1. Murchaison, Hen, 12:53.02; 2. Zamora, Wea, 13:59.02; 3. Ingaram, Hollis, 15:17.51; 4. Moore, Hollis, 15.40.31
100H: 1. Dixon, Hir, 16.31; 2. Twilligear, Hen, 16.84; 3. Bragg, Hen, 16.89; 4. Myers, Law, 17.39; 5. Smith, Wea, 18.09; 6. Rochell, Dun, 20.68
300H: 1. Myers, Law, 50.3; 2. Harris, Altus, 51.63; 3. C. Christensen, Wea, 52.52; 4. L. Christensen, Wea, 52.97; 5. Dixon, Hir, 54.87; 6. Rochell, Dun, 1.02.20
400 Relay: 1. Hirschi 50.90; 2. Lawton 51.06; 3. Henrietta 52.23; 4. Weatherford 52.84; 5. Altus 53.52.
800 Relay: 1. Henrietta 1:48.32; 2. Lawton 1:49.43; 3. Hirschi 1:51.81; 4. Weatherford 1:52.68; 5. Altus 1:52.71.
1600 Relay: 1. Lawton 4:20.25; 2. Hirschi 4:22.65; 3. Weatherford 4:24.74; 4. Altus 4:37.30; 5. Duncan 4:51.06.
3200 Relay: 1. Weatherford 11:08.08; 2. Duncan 11:37.46; 3. Altus 11:45.41; 4. Hirschi 11:49.56; 5. Hollis 12.00.29
-11: 2. Marshall, Wea, 34-1.50; 3. Stewart, Altus, 33-10; 4. Washington, Hir, 33-0.75; 5. Murphy, Hir, 31-9; 6. Brown, Wea, 31-1.
Discus: 1. Marshall, Wea, 117-3; 2. Parchman, Ike, 100-0; 3. Buben, Dun, 97-5; 4. Young, Altus, 88-9; 5. Daniels, Ike, 88-6; 6. Hallock, Dun, 88-6
Long Jump: 1. Brown, Dun, 15-9; 2. Christensen, Wea, 14-10.50; 3. Jackson, Hir, 14-8; 4. Murphy, Hir, 14-4; 5. Gildin, Hir, 14-2; 6. Brown, Wea, 14-1.
High Jump: 1. Derzapf, Hen, 5-3; 2. Moore, Hir, 4-11; 3. Wilson, Hir, 4-10; 4. Christensen, Wea, 4-8; 5. Grammar, Wea, 4-7; 6. Diaz, Altus, 4-2.

Guymon Relays

4/10/98

Boys

TEAM SCORING: 1. Canadian (Tx) 184; 2. Boise City

114; 3. Ulysses 83; 4. Beaver 69; 5. Guymon 53; 6. Follett (Tx) 29; 7. Woodward 24; 8. Texhoma 20; 9. Buffalo 6.
100: 1. Werner, Guy, 10.68; 2. Frazier, Fol, 10.98; 3. Thomas, Fol, 11.34; 4. Holmes, Bea, 11.51; 5. Dickson, Can, 11.58; 6. Woodruff, Ww, 11.63.
200: 1. Werner, Guy, 22.82; 2. Holmes, Bea, 23.36; 3. Frazier, Fol, 23.38; 4. Rodriguez, Uly, 23.81; 5. Peyton, Can, 23.82; 6. Woodruff, Ww, 24.12.
400: 1. Kinsey, Bea, 52.13; 2. Thomas, Fol, 52.79; 3. Farrar, Can, 53.36; 4. Henry, Bea, 53.52; 5. Psch, Can, 53.82; 6. Rodriguez, Uly, 53.93.
800: 1. Valardes, Uly, 2:08.25; 2. Rodriguez, Can, 2:08.49; 3. Rohr, Buf, 2:09.39; 4. Bartlett, Can, 2:12.13; 5. Wingert, Boise, 2:14.28; 6. Brooks, Bea, 2:15.20
1600: 1. Brunson, Can, 5:01.25; 2. Kirkhar, Can, 5:08.19; 3. Rodriguez, Can, 5:10.14; 4. Twyman, Boise, 5:12.65; 5. Millhouse, Uly, 5:16.96; 6. Littrell, Guy, 5:29.90
3200: 1. Littrell, Guy, 11:02.0; 2. Brunson, Can, 11:09.29; 3. Hedwood, Boise, 11:19.35; 4. Kirkmar, Can, 11:19.43; 5. Birchell, Uly, 11:46.81; 6. Robinson, Fol, 12:08.37.
110H: 1. Ellison, Can, 15.87; 2. Kinsey, Bea, 16.01; 3. Heinrichs, Uly, 18.23; 4. Culber, Can, 19.05; 5. Robinson, Uly, 19.54; 6. Ramsey, Guy, 21.27
300H: 1. Ashley, Can, 40.63; 2. P. Randolph, Boise, 40.82; 3. N. Randolph, Boise, 41.55; 4. Ellison, Can, 42.02; 5. Robinson, Uly, 45.33; 6. Culber, Can, 45.43.
400 Relay: 1. Canadian 44.25; 2. Texhoma 44.36; 3. Boise City 44.85; 4. Guymon 45.37; 5. Ulysses 45.77; 6. Woodward 46.63
1600 Relay: 1. Canadian 3:33.12; 2. Boise City 3:33.30; 3. Beaver 3:36.68; 4. Woodward 3:41.90; 5. Guymon 3:44.20; 6. Ulysses 3:48.70.
3200 Relay: 1. Boise City 8:50.25; 2. Ulysses 8:52.16; 3. Beaver 9:19.78; 4. Guymon 9:31.57
Shot: 1. Carr, Can, 47-9.5; 2. Watson, Can, 47-5.5; 3. Roberts, Ww, 47-5; 4. Houser, Uly, 47-5; 5. Terrell, Boise, 45-5; 6. Hammer, Uly, 40-11
Discus: 1. Carr, Can, 130-9; 2. Madsen, Bea, 124-4; 3. Watson, Can, 123-0; 4. Valdez, Tex, 119-3; 5. Hammer, Uly, 118-4; 6. Jones, Guy, 117-11.
Long Jump: 1. Adee, Boise, 20-5; 2. Bntton, Uly, 20-2.75; 3. Dickson, Can, 19-7; 4. Salcido, Uly, 19-4.25; 5. Holmes, Bea, 19-3; 6. Bartlett, Can, 18-11.5.
High Jump: 1. Roseberry, Boise, 6-6; 2. Bntton, Uly, 6-2; 3. Vanaki, Ww, 6-0; 4. Peyton, Can, 5-10; 5. Laurent, Can, 5-10; 6. Ridgeway, Can, 5-10
Pole Vault: 1. (Tie) Randolf, Boise, Soell, Boise, 12-6; 3. Tubb, Can, 11-6; 4. Steele, Uly, 11-6; 5. McCasland, Can, 10-0; 6. Wilson, Uly, 10-0
Girls
TEAM SCORING: 1. Boise City 10; 2. Canadian (Tx) 105; 3. Buffalo 89; 4. Guymon 88; 5. Woodward 59; 6. Dalhart (Tx) 57; 7. Ulysses 43; 8. Beaver 40; 9. Hooker 14; 10. Higgins (Tx) 7; 11. Follett (Tx) 6.
100: 1. Curtis, Guy, 12.50; 2. James, Boise, 12.54; 3.

McAlester, Ww, 12.60; 4. McGaughey, Uly, 12.92; 5. Hill, Can, 13.13; 6. Parrar, Can, 13.24

200: 1. Curtis, Cuy, 26.50; 2. Janko, Bea, 26.66; 3. McGaughey, Uly, 26.80; 4. Pool, Hig, 27.88; 5. Slatton, Dal, 27.97; 6. Hill, Can, 27.99.

400: 1. Morris, Buf, 1:01.06; 2. Heckman, Dal, 1:01.37; 3. Francis, Can, 1:02.04; 4. Venable, Bea, 1:05.86; 5. Stein, Guy, 1:06.44; 6. Pool, Hig, 1:06.63

800: 1. Lucero, Guy, 2:25.43; 2. Bocoock, Boise, 2:27.66; 3. Prophet, Buf, 2:33.76; 4. Harrison, Bea, 2:38.12; 5. Womble, Dal, 2:39.47; 6. German, Buf, 2:41.01

1600: 1. Lucero, Guy, 5:48.13; 2. Womble, Dal, 5:54.82; 3. Mitchell, Fol, 6:13.96; 4. Ogles, Boise, 6:16.52; 5. Ridley, Can, 6:19.24; 6. Shafer, Uly, 6:20.07

3200: 1. Bocoock, Boise, 12:49.25; 2. Hudson, Buf, 13:14.90; 3. Rysaby, Dal, 13:17.18; 4. Gonzales, Dal, 13:18.41; 5. Shafer, Uly, 13:32.59; 6. Gillespie, Boise, 13:33.89

100H: 1. Jame, Boise, 16.87; 2. Trimble, Can, 16.88; 3. Schumacher, Boise, 17.95; 4. Washington, Dal, 17.99; 5. Bussard, Hig, 18.02; 6. Glenn, Bea, 21.62

300H: 1. Lee, Can, 48.68; 2. Trimble, Can, 49.12; 3. Shane, Buf, 49.13; 4. Dale, Guy, 50.08; 5. Washington, Dal, 51.84; 6. Schumacher, Boise, 52.10

400 Relay: 1. Canadian 51.31; 2. Boise City 52.26; 3. Guymon 52.28; 4. Beaver 52.94; 5. Dalhart 53.14; 6. Buffalo 53.28

800 Relay: 1. Buffalo 1:50.25; 2. Canadian 1:51.57; 3. Guymon 1:51.75; 4. Boise City 1:51.96; 5. Dalhart 1:53.32; 6. Beaver 1:54.87

1600 Relay: 1. Canadian 4:13.75; 2. Buffalo 4:15.49; 3. Boise City 4:16.34; 4. Dalhart 4:21.11; 5. Guymon 4:26.17; 6. Beaver 4:27.61

32-5; 2. Stinson, Ww, 37-5; 3. Depuy, Hook, 36-10; 4. Crystal, Ww, 36-6; 5. Lenz, Dal, 34-1; 6. Gregg, Bea, 33-11.

Discus: 1. Crystal, Ww, 112-5; 2. Findley, Uly, 111-10; 3. Gregg, Bea, 107-7; 4. Tooley, Boise, 97-11; 5. Stinson, Ww, 97-3; 6. Kelsey Cox, Ww, 91-3

Long Jump: 1. Bowers, Ww, 16-3.25; 2. McAlester, Ww, 16-0; 3. Dale, Guy, 15-8; 4. Hill, Can, 15-6.25; 5. Bivins, Can, 15-1.5; 6. Jessop, Dal, 14-11.75

High Jump: 1. Bowers, Ww, 5-2; 2. George, Hook, 4-10; 3. (Tie) Houser, Can, Trujillo, Boise, 4-8; 5. Johnson, Dal, 4-8; 6. Baker, Boise, 4-6

Cushing Invitational

4/7/98

Boys

TEAM SCORING: 1. Cushing 122; 2. Okmulgee 87; 3. Prague 68; 4. Stroud 62; 5. Harrah 48; 6. Little Axe 38; 7. Bristow 37; 8. Chandler 23; 9. Cascia Hall 18; 10. (Tie) Kingfisher, Pawnee 16; 12. Millwood 8; 13. (Tie) Oklahoma Christian, Yale 4; 15. (Tie) Crescent, Tecumseh 2; 17. (Tie) Perkins, Okemah 1

100: 1. Cross, Okm, 10.75; 2. Cook, Cush, 10.78; 3. Thompson, Bris, 10.89; 4. Johnson, Okm, 10.92; 5. Hamilton, Mil, 10.95; 6. Devers, Cush, 11.1

200: 1. Thompson, Bris, 22.27; 2. Devers, Cush, 22.36; 3. Cook, Cush, 22.59; 4. Johnson, Okm, 23.04; 5. Hamilton, Mil, 23.38; 6. Denson, Bris, 23.39

400: 1. Johnson, Okm, 51.5; 2. Silas, Cush, 51.83; 3. Thornton, Har, 52.71; 4. Freeze, Pra, 53.65; 5. Smith, Chan, 54.24; 6. Woodberry, Cush, 54.51

800: 1. Staton, LA, 2:09.11; 2. Smith, Chan, 2:10.51; 3. McNamara, CH, 2:11.65; 4. Biven, Str, 2:11.98; 5. Woodberry, Cush, 2:14.12; 6. Moore, Pra, 2:14.15

1600: 1. Stone, Pra, 4:40.99; 2. Kelly, Bris, 4:53.0; 3. Clark, Har, 5:00.08; 4. Peery, Cush, 5:03.35; 5. Chapman, Pra, 5:04.10; 6. Staton, LA, 5:05.59

3200: 1. Kelly, Bris, 10:16.38; 2. Stone, Pra, 10:16.90; 3. Chapman, Pra, 10:49.65; 4. McLure, LA, 10:55.32; 5. Ennis, LA, 11:07.24; 6. Bingham, Tec, 11:35.64

110H: 1. Mixon, Str, 14.90; 2. Maloy, Kf, 15.56; 3. Enyart, Har, 15.65; 4. Vaughan, CH, 15.82; 5. Cheatham, Pwn, 16.08; 6. Johnson, Okm, 116.39

300H: 1. Maloy, Kf, 41.34; 2. Ripley, Pra, 2.07; 3. Stokely, Okm, 43.15; 4. Spark, Har, 43.33; 5. Siales, Cush, 44.77; 6. Sibal, 45.20

400 Relay: 1. Cushing 43.29; 2. Okmulgee 43.54; 3. Harrah 44.15; 4. Cascia Hall 44.45; 5. Millwood 44.47; 6. Bristow 44.98

1600 Relay: 1. Okmulgee 3:29.89; 2. Cushing 3:31.49; 3. Harrah 3:35.96; 4. Prague 3:39.42; 5. Okmulgee B 3:42.57; 6. Chandler 3:46.45

3200 Relay: 1. Cushing 8:40.62; 2. Little Axe 8:49.2-4; 2. Hoover, Str, 51-5; 3. Snider, Cush, 49-3.5; 4. Warrior, Cush, 48-0; 5. Jackson, LA, 47-6; 6. Espolt, LA, 45-2.5

Discus: 1. Bookout, Str, 185-5; 2. Talbott, Kf, 136-5; 3. Snider, Cush, 132-8; 4. Wood, Str, 131-9; 5. Espolt, LA, 131-3; 6. Longhorn, Tec, 130-7

Long Jump: 1. Holland, Chan, 19-0; 2. Dean, Okm, 18-8.75; 3. Hagler, Cush, 18-6.5; 4. Johnson, Okm, 18-6; 5. Bensinger, Har, 18-4.75; 6. Freeze, Pra, 18-3.25.

High Jump: 1. Cheatham, Pawn, 6-2; 2. Mixon, Str, 6-2; 3. Cook, Cush, 6-2; 4. Elliot, Yale, 5-10; 5. (Tie) Kolb, Perkins, Holland, Chan, 5-10.

Pole Vault: 1. Kinslow, Pra, no height listed; 2. Murfin, Str, 12-6; 3. Hill, Pra, 10-6; 4. Franks, Pawn, 10-0; 5. Biddle, Okm, 9-0; 6. Rentie, Okm.

Girls

TEAM SCORING: 1. Prague 90; 2. Little Axe 84; 3. Chandler 81; 4. Okmulgee 69; 5. Crescent 59; 6. Bristow 55; 7. Cascia Hall 30; 8. Millwood 26; 9. (Tie) Pawnee, Depew 24; 11. Luther 21; 12. Oklahoma Christian 14; 13. Perkins 13; 14. Stroud 12; 15. Tecumseh 8; 16. Bethel 6; 17. (Tie) Kingfisher, Cushing 2.

100: 1. Herman, Chan, 12.36; 2. Ford, Mil, 12.79; 3. McDaniel, Okm, 13.37; 4. Smith, Pra, 13.47; 5. Tyler, Okm, 13.5; 6. Nowell, Cres, 13.53.

200: 1. Herman, Chan, 26.88; 2. Ford, Mil, 27.13; 3. Biddle, Bethel, 27.36; 4. Wilson, Bris, 28.28; 5. Edwards, Pawn, 28.49; 6. Smith, Pra, 30.38.

400: 1. Payne, Dep, 1.03.67; 2. Roston, Dep, 1.04.56; 3. Wahpekeche, LA, 1.05.77; 4. Emmons, Pra, 1.06.31; 5. Tappan, Okm, 1.07.7; 6. Anderson, Pra, 1.07.95.

800: 1. Hare, Pawn, 2.37; 2. Norford, LA, 2.37.21; 3. Stewart, Pra, 2.41.58; 4. Hodgson, Str, 2.41.98; 5. Erwin, KF, 2.42; 6. Mania, LA, 2.47.11.

1600: 1. McFall, CH, 5:40.29; 2. Cochran, LA, 5:46.38; 3. Morford, LA, 5:51.38; 4. Payne, Dep, 6:12.12; 5. Wright, Chan, 6:31.61; 6. Mania, LA, 6:31.77.

3200: 1. McFall, CH, 12:32.77; 2. Perkins, LA, 13:32.16; 3. Mania, LA, 13:43.90; 4. Upton, LA, 14:01.35; 5. Reed, OCA, 14:12.30; 6. Lippert, CH, 14:20.26.

100H: 1. Lyons, Okm, 16.06; 2. Nowell, Cres, 16.48; 3. Cross, Chan, 17.00; 4. Ontiveros, Cres, 17.48; 5. Walker, Cres, 18.24; 6. Roper, Perk, 18.35.

300H: 1. Smith, Cres, 52.63; 2. Cross, Chan, 52.81; 3. Tottress, Okm, 53.61; 4. Wood, Cres, 56.93; 5. Bullard, Pra, 57.69; 6. Smith, Lu, 59.89.

400 Relay: 1. Chandler 52.15; 2. Prague 52.60; 3. Okmulgee 52.76; 4. Millwood 53.01; 5. Bristow 53.58; 6. Crescent 54.78.

800 Relay: 1. Prague 1:53.10; 2. Bristow 1:54.02; 3. Okmulgee 1:55.80; 4. Tecumseh 1:56.37; 5. Crescent 1:56.71; 6. Little Axe 2:01.83.

1600 Relay: 1. Prague 4:22.97; 2. Chandler 4:25.87; 3. Pawnee 4:30; 4. Stroud 11:18; 5. Chandler 11:31.28; 6. Depew 11:31.87.

Shot: 1. Stevenson, Cres, 39-5; 2. Hawkins, Bris, 37-4; 3. Adjaye, Okm, 34-4; 4. Rice, Perk, 32-1; 5. Juneau, Cush, 31-11; 6. Foley, Okm, 31-7.

Discus: 1. Stevenson, Cres, 122-4; 2. Rice, Perk, 109-0; 3. Sharpe, LA, 101-6; 4. Newkham, LA, 97-9; 5. Dean, Okm, 96-3; 6. Bagley, Cres, 95-5.

Long Jump: 1. Harvick, Lu, 15-9.5; 2. Lyons, Okm, 14-7; 3. Tillis, CH, 14-5; 4. Greenfield, Chan, 14-3; 5. Griffin, Mil, 14-2.75; 6. Tilley, Bris, 14-0.

High Jump: 1. Harvick, Lu, 5-2; 2. Liggett, Bris, 5-0; 3. Galatian, Bns, 5-0; 4. (Tie) Tillis, CH, Smith, Cres, 5-0; 6. Childers, Chan, 4-10.

Chieftain Relays Wetumka High School

4/3/98
Boys

TEAM SCORING: 1. Wynnewood 84; 2. Heritage Hall 78; 3. Henryetta 47; 4. Maysville 42; 5. Tishomingo 41; 6. Wetumka 32; 7. Windsor Hills 30; 8. Lexington 28; 9. Madill 26; 10. Yale 26; 11. Haworth 24; 12. Kingston 21; 13. Alex 16; 14. Moss 16; 15. Maud 12; 16. Earlsboro 12; 17. McLish 10.5; 18. Bowlegs 4.5; 19. Wewoka 4.

100*: 1. High, Wyn, 10.41; 2. Dilworth, WH, 10.52; 3. Gates, New Lima, 10.67; 4. Woods, Weleetka, 10.74; 5. Knowles, Wyn, 10.8; 6. Threadgill, Hay, 10.81.

220: 1. Dilworth, WH, 23.20; 2. Gibson, Yale, 23.37; 3. Hudson, Lex, 23.59; 4. Sekelsky, Hen, 23.78; 5. Woods, Weleetka, 23.89; 6. Gates, New Lima, 23.93.

440: 1. Welker, HH, 56.58; 2. Bussey, Hen, 58.89; 3. Embry, Lex, 58.33; 4. Kennedy, Mad, 59.37; 5. Hammons, Alex, 60.14; 6. Johnson, Haileyville, 60.3.

880: 1. Jernigan, HH, 2:11.34; 2. Caraway, Tish, 2:16.66; 3. Kennedy, Mad, 2:18.77; 4. Larson, Earl, 2:21; 5. Rawlins, Alex, 2:22; 6. Watson, Wyn, 2:22.6.

1 Mile: 1. Jernigan, HH, 5:16.54; 2. Larson, Earl, 5:18.96; 3. Rawlins, Alex, 5:23.2; 4. Campbell, Lex, 5:32.81; 5. Robertson, Mad, 5:35; 6. Kersey, King, 5:38.37.

2 Mile: 1. Robinson, Mad, 12:32; 2. Brascher, Lex, 12.43; 3. Neslage, HH, 12.48; 4. Dunnigan, Bow, 12.52; 5. Henson,



VELMA-ALMA INVITATIONAL--Dickson's defending state champ David Lampkin (left) won the 1600 with a time of 4:47.08. Photo by Roger Taylor

Alex, 13.00; 6. Stillwell, Hen, 13.02.

120H: 1. Hatfield, Tish, 16.72; 2. Porter, Maud, 17.96; 3. Fry, Hartshome, 18.09; 4. Clary, Tish, 18.12; 5. Beavers, Wew, 18.43; 6. Renfrow, Wet, 19.09.

330H: 1. Hatfield, Tish, 41.51; 2. McCurtain, May, 44.83; 3. Gibson, Yale, 45.75; 4. Cobb, Mad, 47.62; 5. Elliot, WH, 48.30; 6. Clary, Tish, 48.48.

440 Relay: 1. Wynnewood 47.5; 2. Haworth 49.13; 3. Yale 50.21; 4. Maysville 50.23; 5. Wewoka 50.50; 6. Heritage Hall 50.50.

1 Mile Relay: 1. Heritage Hall 3:45.44; 2. Henryetta 3:47.6; 3. Maysville 4:06.12; 4. Windsor Hills 4:08; 5. Coalgate 4:16.22; 6. All 29.

Shot: 1. Williams, King, 44-3; 2. Whitaker, Wyn, 44-1.5; 3. Harjochee, Wet, 42-5.5; 4. Wood, Wel, 40-11; 5. Lewis, Hartshome, 40-5.5; 6. Self, Wyn, 39-1.

Discus: 1. Williams, King, 133-0; 2. Harjochee, Wet, 129-9.5; 3. Coslet, May, 117-1; 4. Stuart, Wyn, 114-6; 5. Whitaker, Wyn, 107-1.5; 6. Hamric, Hen, 106-8.5.

Long Jump: 1. Reg High, Wyn, 20-0; 2. Hall, Wyn, 18-11; 3. Rod High Wyn, 18-10.5; 4. Weed, Maud, 18-3; 5. Luebert, Coal, 17-11.5; 6. Sekelsky, Hen, 17-7.5.

High Jump: 1. Luebert, Coal, 6-0; 2. Hatfield, Tish, 5-10; 3. Renfrow, Wet, 5-8; 4. Threadgill, Haw, 5-8; 5. Tremble, Haw, 5-6; 6. Clark, Weleetka, 5-6.

Pole Vault: 1. Not contested

Girls

TEAM SCORING: 1. Lexington 132; 2. Tishomingo 101; 3. Madill 81; 4. Henryetta 79; 5. Wynnewood 75; 6. Wetumka 31; 7. Heritage Hall 24; 8. New Lima 13; 9. Allen 10; 10. Boley 9; 11. Yale 4; 12. McLish 4; 13. Stuart 2; 14. Coalgate 2; 15. Moss 2; 16. Haileyville 1; 17. Hartshome 1.

100*: 1. Brewer, HH, 12.30; 2. Patterson, Wyn, 12.42; 3. Stafford, Mad, 12.50; 4. Cottrell, Wyn, 12.51; 5. Powell, Lex, 12.52; 6. Rice, May, 12.81.

220: 1. Brewer, HH, 27.32; 2. Cottrell, Wyn, 28.15; 3. Lewis, Lex, 28.31; 4. Embry, Lex, 29.03; 5. Wanderburn, Hen, 29.06; 6. McDaniel, Haileyville, 29.13.

440: 1. Wedel, Lex, 1:06.13; 2. Spencer, Boley, 1:10.92; 3. Clampett, Haw, 1:12.46; 4. Elwood, Mad, 1:13.09; 4. Bernard, Earl, 1:13.34; 6. Hamilton, Mad, 1:15.12.

880: 1. Carrol, Lex, 2:42.02; 2. Elwood, Mad, 2:48.2; 3.

Scribner, Tish, 2:50.02; 4. Turner, May, 2:54.53; 5. Reeder, Stuart, 2:55.78; 6. Hinton, Tish, 2:57.14.

1 Mile: 1. Turner, May, 6:21.34; 2. Cox, Lex, 6:23.15; 3. Frank, Mad, 6:24; 4. Scribner, Tish, 6:32.55; 5. Kelch, Hen, 6:52.8; 6. Cook, Tish, 7:05.

2 Mile: 1. Scribner, Tish, 13:55.71; 2. Cox, Lex, 14:01.6; 3. Turner, May, 14:07.2; 4. Cook, Tish, 14:23; 5. Kelch, Hen, 14:54; 6. Lackey, Wyn, 15:00.2.

100H: 1. Utley, Tish, 17.90; 2. McMillen, Tish, 18.00; 3. Goodman, Hen, 18.83; 4. Rengergrast, Yale, 19.17; 5. Sublett, Coal, 19.82; 6. Mass, Hart, 20.19.

330H: 1. Utley, Tish, 53.99; 2. Goodman, Hen, 56.27; 3. Rice, May, 56.48; 4. McAllen, Tish, 58.06; 5. Dunlap, Lex, 59.40; 6. Nunley, Wyn, 67.62.

440 Relay: 1. Henryetta 56.81; 2. Lexington 57.27; 3. Wetumka 57.50; 4. Wynnewood 58.73; 5. Maysville 58.93; 6. Haworth 60.56.

880 Relay: 1. Lexington 1:56.03; 2. Wynnewood 2:00.81; 3. Madill 2:01.53; 4. Henryetta 2:01.82; 5. Tishomingo 2:05; 6. Maysville 2:08.61.

1 Mile Relay: 1. Lexington 4:40.1; 2. Madill 4:46.18; 3. Henryetta 4:53.8; 4. Tishomingo 4:56.0; 5. Wynnewood 5:04; 6. Maysville 5:12.79.

2 Mile Relay: 1. Madill 11:28.81; 2. Lexington 12:00.38; 3. Tishomingo 12:00.41; 4. Henryetta 12:41.12; 5. Maysville 12.45; 6. Allen 13.12.5.

Shot: 1. Dotson, Wyn, 37-7; 2. K. Davis, Tish, 34-3.5; 3. G. Davis, Tish, 31-0; 4. Hunter, May, 30-2; 5. Payne, NL, 30-2; 6. Goodin, Wyn, 29-4.


Discus: 1. Dotson, Wyn, 124-9; 2. Janda, Allen, 97-0; 3. Humble, Alex, 86-5.5; 3. Wisney, Hen, 83-6; 5. Watson, Hen, 85-2; 6. Oliver, Hen, 75-3.

Long Jump: 1. Freeman, NL, 14-11; 2. Kaiser, Mad, 14-8; 3. Carter, May, 14-6.5; 4. Brewer, HH, 14-2; 5. Ward, McL, 13-11.5; 6. Spencer, Boley, 13-10.5.

High Jump: 1. Hamilton, Mad, 4-3; 2. Dunlap, Lex, 4-1; 3. Hinson, Tish, 4-1; 4. Winters, Wyn, 4-1; 5. Griffin, McL, 3-11; 6. Iovan, Lex, 3-11.

*distances in yards

Continued on next page



CENTRAL OKLAHOMA RELAYS--Yukon's Ryan Noe edged McGuinness' Bret Lowry for the win in the 1600 with a time of 4:39.7. Photo by John Hoke

Continued from previous page

Dewey Invitational

4/7/98

Boys

TEAM SCORING: 1. Pawhuska 74; 2. Bristow 64; 3. Grove 60; 4. Oologah 55; 5. Vinita 50; 6. Mannford 47; 7. Dewey 43; 8. Commerce 42; 9. Wright Christian 41; 10. (Tie) Foyil, Miami 27; 12. Sallisaw 20; 13. Copan 17; 14. Nowata 12; 15. Claremore Sequoyah 3

100: 1. Thompson, Bris, 10.99; 2. Brown, Foyil, 11.0; 3. Mathes, Ool, 11.13; 4. Amos, Gr, 11.19; 5. Penson, Bris, 11.29; 6. Domenick, Copan, 11.44.

200: 1. Thompson, Bris, 22.23; 2. Green, WC, 22.36; 3. Mathes, Ool, 22.42; 4. Amos, Gr, 22.99; 5. Foster, Dew, 23.21; 6. Pettit, Miami, 23.31.

400: 1. Green, WC, 51.06; 2. Amos, Gr, 52.09; 3. Trimble, Com, 52.24; 4. Pettit, Miami, 52.82; 5. Thompson, Bris, 53.51; 6. Spar, Foyil, 54.99.

800: 1. Trimble, Com, 2:06.36; 2. Rogers, Pawh, 2:08.44; 3. Ingle, Vin, 2:13.7; 4. Cedar, Pawh, 2:14.07; 5. Swalling, Now, 2:15.33; 6. Rogers, Gr, 2:17.90.

1600: 1. Kelly, Bris, 4:41.62; 2. Ure, Com, 4:54.18; 3. McKinney, Mannf, 5:03.56; 4. McKibbin, Miami, 5:06.33; 5. Engel, Vin, 5:08.80; 6. Pattera, Sal, 5:08.98.

3200: 1. Kelly, Bris, 10:26.47; 2. McKinney, Mann, 10:38.08; 3. Kidlen, Miami, 10:46.40; 4. Piller, Sal, 10:50.62; 5. Urie, Com, 11:00.74; 6. Benson, Pawh, 11:18.88.

110H: 1. Short, Gr, 15.46; 2. Myers, Dew, 16.97; 3. Ingram, WC, 17.0; 4. Moore, Vin, 17.02; 5. Norwood, Miami, 17.29; 6. Waters, Gr, 17.86.

300H: 1. Holman, Sal, 40.47; 2. Domenick, Cop, 41.0; 3. Short, Gr, 41.74; 4. Crockett, Dew, 42.86; 5. Edwards, Pawh, 43.83; 6. Ingram, WC, 44.79.

400 Relay: 1. Bristow 45.69; 2. Wreight Christian 45.77; 3. Pawhuska 46.07; 4. Dewey 46.31; 5. Sallisaw 47.09; 6. Vinita 47.94.

1600 Relay: 1. Pawhuska 3:37.65; 2. Miami 3:44.65; 3.

Vinita 3:49.18; 4. Oologah 3:49.54; 5. Dewey 3:51.98; 6. Mannford 3:52.64.

3200 Relay: 1. Pawhuska 8:57.12; 2. Commerce 9:05.41; 3. Vinita 9:10.36; 4-9.5; 2. Mathias, Ool, 44-6-5; 3. Burlison, Mannf, 43-3-5; 4. Jackson, Pawh, 42-1; 5. Sayahnejad, Vin, 41-3-5; 6. Luttmr, Sal, 40-4-5.

Discus: 1. Burlison, Mannf, 128-5; 2. Sayahnejad, Vin, 127-7; 3. Sisson, Gr, 125-2; 4. Dixon, Dew, 122-7; 5. Jones, CS, 116-6; 6. Barnhart, Gr, 114-9.

Long Jump: 1. Parker, Ool, 20-0.5; 2. Brown, Foyil, 20-0.45; 3. Swalley, Nowata, 18-9.25; 4. Hey, Nowata, 18-7; 5. Roberts, Gr, 18-5.65; 6. Jackson, CS, 18-3.75.

High Jump: 1. Brown, Foyil, 6-4; 2. Caudle, Mannf, 5-10; 3. Miller, Gr, 5-8; 4. Rader, Mannf, 5-6; 5. (Tie) Rogers, Pawh, Dawson, Pawh, 5-6.

Pole Vault: 1. Miller, Gr, 11-0; 2. Lindley, Dew, 10-6; 3. (Tie) Smith, Dew, McCoy, Ool, 10-0; 5. Ditrick, Vin, 9-0; 6. Schreiber, Gr, 8-6.

Girls

TEAM SCORING: 1. Claremore Sequoyah 78; 2. Miami 68; 3. Sallisaw 52; 4. Pawhuska 36; 5. Bristow 28; 6. Dewey 28; 7. (Tie) Mannford, Oologah 24; 9. (Tie) Vinita, Glenpool 18; 11. Skiatook 9; 12. Wright Christian 8.

100: 1. Hawes, Sal, 12.71; 2. Ellenburg, CS, 12.97; 3. Faulconer, Vin, 13.10; 4. Rogers, Miami, 13.42; 5. Myers, Dew, 13.43; 6. Speaks, Ool, 13.47.

200: 1. Stowe, CS, 26.37; 2. Yee, Ool, 27.42; 3. Ross, Miami, 27.53; 4. Faulconer, Vin, 27.64; 5. (Tie) Widby, Miami, Woodward, Vin, 27.67.

400: 1. Stowe, CS, 61.53; 2. Brown, Miami, 65.61; 3. Smith, Dew, 65.74; 4. Meek, WC, 66.01; 5. Heitfeld, Mannf, 67.40; 6. Widby, Miami, 67.78.

800: 1. Herschberger, WC, 2:40.59; 2. Cawler, Com, 2:41.59; 3. Clay, Mannf, 2:41.81; 4. McCoy, Miami, 2:45.70; 5. Hix, Bris, 2:47.34; 6. Horn, Pawh, 2:49.26.

1600: 1. Marshall, Glenp, 6:05.62; 2. Rader, Mannf, 6:09.32; 3. Herschberger, WC, 6:19.94; 4. Giuskus, Glenp, 6:24.53; 5. Tiner, Mannf, 6:25.53; 6. Gosztani, Dew, 6:28.76.

3200: 1. Marshall, Glenp, 12:49.91; 2. Giuskus, Glenp, 13:24.41; 3. Tiner, Mannf, 13:25.70; 4. Rader, Mannf, 13:48.46; 5. Shaw, Com, 14:04.30; 6. Martinez, Woodland, 14:06.34.

100H: 1. Trent, CS, 16.82; 2. Webber, Ool, 17.43; 3. Taylor, Sal, 17.45; 4. Tompkins, Com, 17.81; 5. Lynch, Dew, 17.88; 6. Parcell, Miami, 17.98.

300H: 1. Trent, CS, 49.21; 2. Uggett, Bris, 51.65; 3. Taylor, Sal, 52.75; 4. Webber, Ool, 52.79; 5. Hall, Skia, 55.04; 6. Mitts, Skia, 55.04.

400 Relay: 1. Claremore Sequoyah 52.82; 2. Miami 53.38; 3. Bristow 53.69; 4. Sallisaw 53.96; 5. Oologah 54.12; 6. Vinita 54.20.

800 Relay: 1. Miami 1:53.59; 2. Oologah 1:54.76; 3. Vinita 1:54.94; 4. Bristow 1:56.34; 5. Skiatook 1:57.37; 6. Dewey 1:59.32.

1600 Relay: 1. Claremore Sequoyah 4:17.45; 2. Miami 4:22.45; 3. Sallisaw 4:23.13; 4. Mannford 4:26.33; 5. Vinita 4:36.12; 6. Dewey 4:39.22.

Pawh, 36-5; 2. Hawkins, Bris, 35-6.5; 3. McBurl, Pawh, 32-7; 4. Tiff Stand, Miami, 30-4.5; 5. Beammer, Vin, 29-9.5; 6. Caughman, Pawh, 29-7.5.

Discus: 1. McBurl, Pawh, 115-7; 2. Tiff Stand, Miami, 110-4; 3. Grey, Pawh, 102-0; 4. Tany Stand, Miami, 101-1; 5. Coffman, Pawh, 96-4; 6. Teel, Ool, 95-11.

Long Jump: 1. Chaney, Cop, 16-8.5; 2. Yee, Ool, 15-11.65; 3. Ellenburg, CS, 15-10.5; 4. Rogers, Mannf, 15-4.75; 5. Meek, WC, 15-0.45; 6. Tilley, Bris, 14-11.85.

High Jump: 1. Rogers, Mannf, 5-4; 2. Clayborn, Vin, 5-4; 3. Willis, Ool, 5-0; 4. (Tie) Galation, Bris, Liggert, Bris, 4-10; 6. McCoy, Miami, 4-8.

Adair Invitational

4/4/98

Boys

TEAM SCORING: 1. Wyandotte 122; 2. Hominy 93; 3. Chelsea 54; 4. Commerce 37; 5. Warner 30; 6. Copan 28; 7. (Tie) Wright Christian, Pawnee 24; 9. Tahlequah Sequoyah 20; 10. (Tie) Oktaha, Victory Christian 18; 13. (Tie) Morris, Caney Valley, Fairland 16; 16. Vian 13; 17. Foyil 11; 18. (Tie) Adair, Hulbert 10; 20. (Tie) Chouteau, Colcord, Picher 6; 23. Sallisaw Central 2; 24. (Tie) Quapaw, Cookson Hills 1.

100: 1. Crenshaw, Chel, 10.88; 2. Brown, Hom, 11.86; 3.

Dominic, 11.90; 4. Field, Chel, 11.92; 5. (Tie) Busch, Chel, Howard, Wyan, 12.02.

200: 1. Crenshaw, Chel, 22.92; 2. Hance, Wyan, 24.72; 3. Field, Chel, 24.77; 4. Pennn, Hom, 25.01; 5. Franks, Pawh, 25.07; 6. Johnson, CH, 25.15.

400: 1. Green, WC, 50.71; 2. Howard, Wyan, 54.31; 3. Bacon, Oktaha, 55.73; 4. Kamm, Mor, 56.24; 5. Grown, Hom, 56.53; 6. Elmer, Fair, 57.02.

800: 1. Trimble, Com, 2:05.64; 2. Walkingstick, TS, 2:07.10; 3. Holtshower, Inola, 2:12.02; 4. Judd, Pich, 2:14.52; 5. Marlow, Wyan, 2:15.47; 6. Stinson, Chel, 2:16.38.

1600: 1. McNair, CV, 4:33.0; 2. DiMauro, VC, 4:45.13; 3. Walkingstick, TS, 4:58.76; 4. Welch, Wyan, 5:02.18; 5. Heckle, Vian, 5:03.66; 6. Urie, Com, 5:07.70.

3200: 1. DiMauro, VC, 9:48.0; 2. Heckle, Vian, 10:42; 3. Urie, Com, 10:54; 4. Welch, Wyan, 11:14; 5. Frazier, Oktaha, 11:36; 6. Teeter, Qua, 11:41.

110H: 1. Worley, Wyan, 15.24; 2. Oats, War, 17.30; 3. Cheatham, Pawh, 17.65; 4. Owen, Chel, 17.55; 5. Young, Mor, 17.72; 6. Elmer, Fair, 17.91.

300H: 1. Dominic, Cop, 41.55; 2. Worley, Wyan, 42.69; 3. Young, Mor, 43.23; 4. Oats, War, 43.74; 5. Owen, Chel, 44.10; 6. Ingram, WC, 45.81.

400 Relay: 1. Wyandotte 44.57; 2. Chelsea 45.38; 3. Hominy 46.75; 4. Wright Christian 47.01; 5. Morris 48.64; 6. Warner 48.92.

1600 Relay: 1. Wyandotte 3:39.71; 2. Warner 3:45.34; 3. Hominy 3:53.74; 4. Oktaha 3:53.85; 5. Pawnee 3:59.13; Shot: 1. Adams, Wyan, 50-8; 2. Ryahls, Hom, 48-9; 3. Williams, CV, 46-10; 4. Forest, Fair, 45-1; 5. Watt, Adair, 42-5; 6. Rosebergh, Vian, 41-3.

Discus: 1. Forest, Fair, 156-4.5; 2. Little, Adair, 138-3; 3. Locust, TS, 133-6; 4. Rabel, Wyan, 132-8.5; 5. Edwards, SalC, 122-8; 6. Layton, 122-7.

Long Jump: 1. Glenn, Hul, 20-5.5; 2. Lawrence, Inola, 19-6; 3. Ray, Chou, 19-2; 4. Smith, Hom, 18-10; 5. Johnson, TS, 18-9; 6. Brown, Foyil, 18-8.5.

High Jump: 1. Brown, Foyil, 6-2; 2. Hipp, Hom, 6-0; 3. Bullard, Col, 6-0; 4. Chetham, Pawh, 5-10; 5. (Tie) Hilton, Afton, Lawrence, Inola, 5-8.

Pole Vault: 1. Johnson, Hom, 10-0; 2. Franks, Pawh, 10-0; 3. Weaver, Afton, 10-0; 4. Brown, Hom, 9-0; 5. Marlow, Wyan, 9-0; 6. Hall, Hom, 9-0.

Girls



VELMA-ALMA INVITATIONAL--Lexington's Amanda Wedel won the 400 with a time of 1:00.27. Photo by Roger Taylor



VELMA-ALMA INVITATIONAL--Healdton's Sonya Peterson (third from right) won the 1600 with a time of 5:54.31. Photo by Roger Taylor

Continued from previous page

3 Stand, Miami, 1017-6.5 **Long Jump:** 1 Hutchens, Stw, 16-9; 2 Hoffman, McA, 16-1; 3 Cantwell, Clar, 15-10 **High Jump:** 1 Anderson, Cat, 5-2; 2 Arnold, Miami, 5-2; 3 Anderson, Clar, 5-0

Small School Girls

TEAM SCORING: 1 Warner 159.5; 2 Konawa 81; 3 Ketchum 76; 4 Picher 62; 5 Wyandotte 57; 6 Fairland 50; 7 Adair 43; 8 Commerce 28.5; 9 Chelsea 15.5; 10 Hulbert 14; 11 Vian 10; 12 Inola 7.5; 13 (Tie) Chouteau, Metro Christian 6; 15 Mounds 3; 16 Kansas 1.

100: 1 Hall, Adair, 13.87; 2 Alexander, Fair, 13.97; 3 Wolf, Kon, 14.09 **200:** 1 Hall, Adair, 28.07; 2 Autry, Ket, 28.33; 3 Morgan, Chel, 29.20 **400:** 1 McCarty, Wyan, 65.98; 2 Sawyer, Com, 67.29; 3 Alexander, Fair, 67.91 **800:** 1 Turnbull, War, 2:23.06; 2 Roberts, War, 2:33.82; 3 Huckleberry, Adair, 2:38.16 **1600:** 1 Turnbull, War, 5:37.95; 2 Roberts, War, 6:03.44; 3 Glease, War, 6:20.33 **3200:** 1 Turnbull, War, 12:31.80; 2 Roberts, War, 13:19.64; 3 Glease, War, 13:37.56 **100H:** 1 Overacre, Fair, 18.02; 2 Tompkins, Com, 18.48; 3 Alday, Wyan, 18.66 **300H:** 1 Baker, Ket, 50.14; 2 Fox, War, 50.3; 3 Alday, Wyan, 52.54 **400 Relay:** 1 Warner 53.2; 2 Ketchum 53.3; 3 Picher 54.7 **800 Relay:** 1 Ketchum 1:52.62; 2 Konawa 1:53.33; 3 Warner 1:55.41 **1600 Relay:** 1 Ketchum 4:15.82; 2 Warner 4:15.92; 3 Konawa 4:27.21 **3200 Relay:** 1 Konawa 10:54.9; 2 Warner 11:00; 3 Adair 11:22.96 **Shot:** 1 No results reported. **Discus:** 1 Drew, Vian, 108-2; 2 Trease, Fair, 103-1; 3 Sheets, Chou, 95-9 **Long Jump:** no results reported **High Jump:** 1 Spencer, Fair, 4-10; 2 Turner, Kon, 4-8; 3 (Tie) McCaffery, War, Daniel, Pich, Patterson, Pich, 4-6

Large School Boys

TEAM SCORING: 1 East Central 75; 2 Bixby 72; 3 Owasso 64; 4 Hale 60; 5 Kelley 49; 6 Spiro 48; 7 Claremore 45; 8 Muskogee 33; 9 Catoosa 18; 10 Jay 14; 11 Miami 11; 12 Sallisaw 10; 13 Stilwell 6; 14 Pryor 4

100: 1 Zink, Kel, 11.5; 2 Boyd, Ecen, 11.57; 3 Steele, Spiro, 11.65 **200:** 1 Williams, Ecen, 23.09; 2 Boyd, Ecen, 23.12; 3 Johnson, Hale, 23.29 **400:** 1 Johnson, Spiro, 50.85; 2 Davis, Ecen, 51.72; 3 Netherton, Jay, 51.82 **800:** 1 Davis, Ecen, 2:08.96; 2 Adams, Kel, 2:10.78; 3 Chartier, Clar, 2:13.76 **1600:** 1 Harvey, Ow, 4:57.73; 2 McKibbin, Miami, 5:02.68; 3 Rogers, Stw, 5:05.82 **3200:** 1 Moseby, Ow, 10:44.56; 2 Rogers, Stw, 10:46.23; 3 Puller, Stw,

10:47.72 **110H:** 1 Steele, Spiro, 15.43; 2 Carroscio, Bix, 16.24; 3 Cox, Clar, 17.10 **300H:** 1 Steele, Spiro, 40.14; 2 Hallman, Sal, 40.17; 3 Netherton, Jay, 41.43 **400 Relay:** 1 East Central 43.95; 2 Spiro 44.64; 3 Owasso 44.79 **1600 Relay:** 1 No results listed **3200 Relay:** 1 Bixby 8:56.13; 2 Claremore 9:00.88; 3 Stillwater 9:02.10 **Shot:** 1 Wilson, Hale, 46-1; 2 Davis, Bix, 44-4; 3 Goodwin, Stw, 43-6 **Discus:** 1 Davidson, Bix, 153-4; 2 Adler, Ow, 143-1; 3 Shaddux, Bix, 135-7 **Long Jump:** 1 Mahan, Hale, 22-10; 2 Peterson, Hale, 20-10; 3 Brower, Clar, 20-4 **High Jump:** 1 Neale, Musk, 6-10; 2 Coman, Kel, 6-4; 3 (Tie) Chico, Hale, Pritchard, hale, 5-10 **Pole Vault:** 1 No results listed **Small School Boys**

TEAM SCORING: 1 Wyandotte 179; 2 Fairland 87; 3 Commerce 74; 4 Warner 41; 5 Chelsea 39; 6 Pocola 37.5; 7 Vian 29.5; 8 (Tie) Afton, Sallisaw Central 20; 10 (Tie) Chouteau, Inola 14; 12 Adair, 12; 13 Konawa 6; 14 Ketchum 5; 15 Metro Christian 3; 16 (Tie) Hulbert, Picher 2

100: 1 Crenshaw, Chel, 11.19; 2 Gray, Wyan, 11.28; 3 Hance, Wyan, 11.69 **200:** 1 Hance, Wyan, 23.35; 2 Kelsey, SC, 24.04; 3 Thomas, War, 24.78 **400:** 1 Howard, Wyan, 53.96; 2 Kelsey, SC, 54; 3 Urie, Chel, 54.97 **800:** 1 Trimble, Com, 2:02.47; 2 Welsh, Wyan, 2:07.98; 3 Holtzhafer, Inola, 2:09.43 **1600:** 1 Welsh, Wyan, 4:52.42; 2 Urie, Com, 4:58.12; 3 Heckel, Vian, 4:59.12 **3200:** 1 Heckel, Vian, 10:35.27; 2 Urie, Com, 11:00; 3 Minson, Wyan, 11:28.98 **110H:** 1 Worley, Wyan, 15.81; 2 Oats, War, 17.18; 3 Owen, Chel, 17.82 **300H:** 1 Worley, Wyan, 41.66; 2 Owen, Chel, 41.85; 3 Bowers, Fair, 43.04 **400 Relay:** 1 Wyandotte 44.15; 2 Pocola 45.64; 3 Commerce, 40.81 **1600 Relay:** 1 Wyandotte 3:36.36; 2 Fairland 3:44.65; 3 Commerce 3:45.22 **3200 Relay:** 1 Commerce 9:02.28; 2 Wyandotte 9:07.03; 3 Fairland 9:32.08 **Shot:** 1 Adams, Wyan, 49-6; 2 Forrest, Fair, 45-3; 3 Weston, War, 43-1 **Discus:** 1 Forrest, Fair, 155-10; 2 Little, Adair, 155-0; 3 Rabel, Wyan, 141-2.5 **Long Jump:** 1 Ray, Chou, 19-8.5; 2 Smith, Pocola, 19-6; 3 Thomas, War, 18-11.75 **High Jump:** 1 Hyllton, Afton, 6-0; 2 Smith, Pocola, 5-10; 3 Chamber, Fair, 5-8 **Pole Vault:** 1 Bowers, Fair, 11-6; 2 Weaver, Afton, 11-6; 3 Maclow, Wyan, 9-6

Medford Invitational

4/2/98
Girls

TEAM SCORING: 1 Cherokee 135; 2 Waynoka 93; 3 Pond Creek-Hunter 90; 4 Pioneer-Pleasant Vale 38; 5

Mooreland 37; 6 Drummond 36. Others: Garber, Covington-Douglas, Oklahoma Bible, Cimarron, Lomega, Deer Creek-Lamont, Okeene, Waukomis

100: 1 Highfill, Moor, 13.04; 2 Bentz, Gar, 13.58; 3 Thompson, PPV, 13.63; 4 Buchanan, Dru, 13.65; 5 Bouse, Way, 13.77; 6 Gaisford, Way, 13.94

200: 1 Highfill, Moor, 26.97; 2 Thompson, PPV, 27.52; 3 Kirby, PCH, 27.89; 4 Dalley, DCL, 28.23; 5 Buchanan, Dru, 28.79; 6 Cunningham, Moor, 29.29

400: 1 Kysar, Way, 1:05.66; 2 Easterly, PCH, 1:09.35; 3 Lillie, OBA, 1:09.98; 4 Fuxa, Wauk, 1:10.38; 5 Mast, Cher, 1:11.23; 6 Kucerova, CD, 1:11.62

800: 1 Stephens, CD, 2:43.01; 2 Schuerman, PCH, 2:43.68; 3 Minegon, Cim, 2:44.66; 4 Biggerstaff, Med, 2:51.80; 5 Rippetoe, Cher, 2:57.58; 6 Stoner, 2:59.30

1600: 1 Stephens, CD, 6:10.80; 2 Kinammon, Cim, 6:14.03; 3 Stockwell, DCL, 6:14.15; 4 Tebow, DCL, 6:14.28; 5 Sandwick, OBA, 6:31.51; 6 Duffy, Okeene, 6:39.15

3200: 1 Tebow, DCL, 13:36.71; 2 Stockwell, DCL, 13:42.12; 3 Sandwick, OBA, 14:10.34; 4 Cunningham, Cher, 14:25.47; 5 Cinnamon, Gar, 14:47.30; 6 Stauffer, Cher, 14:52.78

100H: 1 Apperson, PCH, 17.46; 2 Means, Cher, 17.56; 3 Melvin, Wauk, 17.76; 4 Wessels, Cher, 18.08; 5 Bentz, Gar, 18.19; 6 Breckner, Wauk, 19.04

300H: 1 Apperson, PCH, 48.93; 2 Bentz, Gar, 50.66; 3 Means, Cher, 51.25; 4 Wessels, Cher, 52.77; 5 Pile, Moor, 55.47; 6 Crowder, Cher, 57.74

400 Relay: 1 Waynoka 53.68; 2 Drummond 54.20; 3 Cherokee 54.70; 4 Waukomis 55.24; 5 Lomega 1:01.50

800 Relay: 1 Pond Creek-Hunter 1:53.15; 2 Waynoka 1:54.92; 3 Cherokee 1:59.78; 4 Pioneer-Pleasant Vale 1:59.96; 5 Drummond 2:00.76; 6 Lomega 2:04.36

1600 Relay: 1 Pond Creek-Hunter 4:24.0; 2 Waynoka 4:31.23; 3 Cherokee 4:46.12; 4 Pioneer-Pleasant Vale 4:55.23; 5 Mooreland 5:00.36

3200 Relay: 1 Cherokee 11:40.80; 2 Waynoka 11:53.89; 3 Garber 11:56.48

Shot: 1 Phillips, Cher, 42-3.75; 2 Buck, Cher, 42-0.5; 3 Barwick, PCH, 37-2.5; 4 Smiley, Way, 34-11.5; 5 Bowers, Cher, 33-7.75; 6 Berkenbile, PCH, 31-4.5

Discus: 1 Phillips, Cher, 120-7; 2 Bowers, Cher, 90-6; 3 Berkenbile, PCH, 84-6; 4 Buck, Cher, 82-1; 5 Barwick, PCH, 81-2; 6 Jaensson, Okeene, 69-11

Long Jump: 1 Wheeler, Drum, 15-5; 2 Melvin, Wauk, 14-4.5; 3 Gaisford, Way, 14-4; 4 Crowder, Cher, 14-3; 5 David, PCH, 13-11.5; 6 Spruill, DCL, 13-11

High Jump: 1 Pyle, Moor, 5-1; 2 Mullin, PPV, 4-11; 3 Mennem, Med, 4-4; 4 Melvin, Wauk, 4-9; 5 Gaskill, Way, 4-7; 6 Kelso, PCH, 4-3

Boys

TEAM SCORING: 1 Cherokee 151; 2 Medford 113; 3 Waukomis 47; 4 Okeene 41; 5 Mooreland 38; 6 Pond Creek-Hunter 32. Others: Drummond, Deer Creek-Lamont, Waynoka, Garber, Covington-Douglas, Shidler, Timberlake

100: 1 Littlefield, Cher, 11.41; 2 Green, Med, 11.62; 3 Nolte, PPV, 11.68; 4 Conrady, Dru, 11.77; 5 Hepner, Moor, 11.86; 6 Holloway, Moor, 12.07

200: 1 Gonzales, Med, 22.77; 2 Littlefield, Cher, 23.14; 3 Conrady, Dru, 24.0; 4 Metcalf, DCL, 24.01; 5 Ginder, Cher, 24.21; 6 Kysar, Way, 25.22

400: 1 Gonzales, Med, 52.48; 2 Metcalf, DCL, 55.08; 3 Kysar, Way, 56.37; 4 Kiliam, Med, 56.71; 5 Sanchez, Wauk, 56.77; 6 Fagate, Moor, 58.04

800: 1 Kirstein, Gar, 2:16.25; 2 Pelter, Cher, 2:16.96; 3 Lambert, Cher, 2:18.49; 4 Wilson, Moor, 2:20.42; 5 Leforce, PCH, 2:21.98; 6 Hodges, Wauk, 2:22.33

1600: 1 Crenshaw, Wauk, 5:13.10; 2 Brown, Shidler, 5:14.67; 3 Hawkins, Gar, 5:20.61; 4 Peters, Okeene, 5:22.61; 5 Walling, Moor, 5:30.08; 6 Overstreet, PPV, 5:34.08

3200: 1 Brown, Shidler, 11:24.78; 2 Oathout, OBA, 11:34.51; 3 Walling, Moor, 11:52.22; 4 Hawkins, Gar, 12:01.90; 5 Clemens, CD, 12:05.00; 6 Newman, Okeene, 12:54.10

110H: 1 Zachary, Med, 16.67; 2 Rogers, Med, 16.87; 3 Phillips, Cher, 17.21; 4 Kyrakakis, OBA, 17.86; 5 Kerbo, CD, 19.72; 6 Fisher, CD, 22.52

300H: 1 Gibson, Cher, 41.81; 2 Zachary, Med, 42.84; 3 Baldwin, CD, 44.72; 4 Phillips, Cher, 44.80; 5 Rogers, Med, 44.93; 6 Kerbo, CD, 49.77

400 Relay: 1 Cherokee 45.33; 2 Medford 46.12; 3 Okeene 46.75; 4 Mooreland 47.01; 5 Waukomis 47.22; 6 Deer Creek-Lamont 48.82

1600 Relay: 1 Cherokee 3:38.71; 2 Medford 3:40.70; 3 Okeene 3:50.77; 4 Deer Creek-Lamont 3:52.42; 5 Covington-Douglas 3:55.61; 6 Waukomis 3:57.74

3200 Relay: 1 Cherokee 9:11.55; 2 Waukomis 9:27.85; 3 Oklahoma Bible Academy 9:30.13; 4 Medford 9:33.90;

Continued on page 19

Oklahoma TRACK & FIELD NEWS High School Team Rankings

5A Boys

1. Midwest City
2. Moore
3. Muskogee
4. Jenks
5. Santa Fe
6. Eisenhower
7. Broken Arrow
8. Choctaw
9. Norman
10. Owasso

5A Girls

1. Jenks
2. Del City
3. Midwest City
4. Broken Arrow
5. Mustang
6. Sapulpa
7. Hale
8. Stillwater
9. Norman North
10. Putnam City

4A Boys

1. Duncan
2. Altus
3. Ardmore
4. McLain
5. Carl Albert
6. MacArthur
7. Chickasha
8. Western Heights
9. Northeast
10. Durant

4A Girls

1. Northeast
2. Northwest Classen
3. Duncan
4. Ardmore
5. Woodward
6. Carl Albert
7. Pryor
8. Kelley
9. MacArthur
10. Bixby

3A Boys

1. McGuinness
2. Elk City
3. Cushing
4. Okmulgee
5. Spiro
6. Broken Bow
7. Weatherford
8. Star Spencer
9. Bristow
10. Marlow

3A Girls

1. McGuinness
2. Marlow
3. Weatherford
4. Grove
5. Claremore Sequoyah
6. Guymon
7. Little Axe
8. Broken Bow
9. Okmulgee
10. Elk City

2A Boys

1. Watonga
2. Prague
3. Stroud
4. Wynnewood
5. Beggs
6. Dickson
7. Caney Valley
8. Chelsea
9. Frederick
10. Tishomingo

2A Girls

1. Plainview
2. Warner
3. Chandler
4. Chisholm
5. Wynnewood
6. Jones
7. Lexington
8. Madill
9. Beggs
10. Prague

2A Boys

1. Wyandotte
2. Velma-Alma
3. Tonkawa
4. Turpin
5. Commerce
6. Waurika
7. Laverne
8. Thomas
9. Afton
10. Mangum

A Girls

1. Velma-Alma
2. Ketchum
3. Crescent
4. Stratford
5. Waurika
6. Wyandotte
7. Depew
8. Turpin
9. Luther
10. Tonkawa

B Boys

1. Boise City
2. Timberlake
3. Cherokee
4. Texhoma
5. Beaver
6. Medord
7. Hydro
8. Fairland
9. Pond Creek-Hunter
10. Drummond

B Girls

1. Boise City
2. Buffalo
3. Fox
4. Pond Creek-Hunter
5. Beaver
6. Cherokee
7. Waynoka
8. Fairland
9. Fingwood
10. Mooreland

On the Subject of State Track Records

By Ray Soldan

Fifteen years have passed since Oklahoma's state high school track meet switched its race measurements from yards to meters.

It's thus time to re-work state records and state meet records to separate the yards and meters categories.

The marks for running events are now intermingled by converting yardage times to meters times by using U. S. Track and Field News adjustment figures (Example: subtract .7 from the 880-yard time to arrive at the 800 meters equivalent).

I personally feel qualified to re-work the records, certainly as qualified as anyone -- because Oklahoma's high school track records have been left in my custody (by default) for many years. I've tried for more than 10 years to have the Oklahoma Track Coaches Association take over that duty, but with no success to date.

The chart of state meet records by class was my own creation in 1979. I've kept it up to date yearly, but have been faced with decisions every time a new class was added. A revised, meters-only state meet record chart will be in the 1998 state meet program.

For many years, the Oklahoma Secondary School Activities Association sanctioned all new state records. But by the 1980's, it was doing a haphazard job and just quit even trying several years ago.

Track coaches and track meet directors can blame themselves for the downfall of that system for not submitting to the OSSAA the required record-sanctioning forms.

I've long been against proposals that over-all state records should be recognized only when accomplished in the actual state meet. But, I'm almost ready to agree that state records for the 100, 200 and hurdles need to be set under electronic-time (Accutrack or similar) conditions.

A regular-season alternative might be: If there's a distinct possibility a state record might be set in any timed event, pre-race arrangements should be made -- making sure that three legitimate watches are on first place and the distance is correct.

A problem of having one person doing the state record "sanctioning" is knowing the full circumstances of the performance. I had to ask around about the legitimacy of last year's discus records by Kyle Bookout and Bambi Carson (posted during the regular season).

Eventually, sets of the old OSSAA sanctioning forms were sent by the respective meet directors in Cushing and Weatherford to the OSSAA. The OSSAA, now out of that business, forwarded these papers to me. Is this the way record sanctioning should be done?

I've covered portions of 28 of the past 35 state track meets for The Daily Oklahoman -- from Mike Ryles to Joe Dial to Leah Kirklin to Bookout and Bambi. But I'm not getting out of the blocks too fast any more. It's time to put a proper record-keeping plan in force.

BOYS STATE TRACK RECORDS

Electronically-Timed Metric Distances

100: 10.52, Dion Wharry, Idabel, 1985 State at Mustang (see "2").
200: 21.03, Alan Brown, Norman, 1990 State at Norman (b).
400: 46.97, Grant Davis, Tulsa Washington, 1984 State at Norman
800: 1:53.46, Kyle Bennett, Norman, 1996 State at Choctaw.
1,600: 4:17.68, Mike Bilyeu, Tulsa Hale, 1983 State at Norman
3,200: 9:23.78, Skeet Bemo, Sapulpa, 1988 State at Moore (c)
110HH: 14.00, Raymond Austin, Lawton Eisenhower, 1993 State at UCO.
300IH: 36.80, Victor Moore, 1983 State at Norman.
400 Relay: 40.96, Lawton MacArthur (Doc Lavelle, Harvey Pigrum, R. L. Williams, Stevon Crumpton), 1983 State prelims at Norman.
1,600 Relay: 3:15.49, John Marshall (Orrin Gaines, Ron Moore, Synister Carter, Ornette Gaines), 1985 State prelims at Norman (d).
3,200 Relay: 7:47.07, Putnam City (Daniel Phillips, Chris Tripplett, Billy Miller, Ben Pittman), 1994 State at Choctaw (e).
Distances in Yards
100: 9.48, Jim Evans, Tulsa Washington, 1980 State at Western Heights (f).
220 straightaway: 20.5, Glen Long, OC Douglass, 1965 State at Duncan.
220 curve: 21.0, William Snoddy, Tulsa Hale, 1975 State at UCO.
440: 47.4, Jody Jimerson, Norman, 1976 Moore Invitational.
880: 1:51.7, Jim Davis, Lawton, 1975 State at UCO.
1 Mile: 4:11.2, Larry Rose, U. S. Grant, 1967 Meet of Champions at Northeast.
2-Mile: 9:03.4, Greg Avery, Ponca City, 1979 Indian Nations Conference at Tulsa Webster.
110HH: 13.6, Victor Moore, Bixby, 1982 OSU Relays.
180LH: 18.2, Robert Derrick, Woodward, 1953 Regional at Tonkawa.

200LH: 22.4, Willie Powers, Lawton, 1937 OSU Interscholastic.
220LH: 24.0, Phil Cope, Classen, 1933 OSU Interscholastic.
330IH: 37.41, Steve Bloom, Enid, 1980 State at Western Heights.
440 Relay: 41.4, OC Douglass (Al Hughes, Connie Sledge, Wayne Long, Glen Long) 1965 Meet of Champions at Northeast.
880 Relay: 1:28.0, OC Harding (Norman Neaves, Mark Sullivan, Bill Townsend, Richard Sinclair), 1958 State at OSU.
1 Mile Relay: 3:16.0, Putnam City (Jeff Dethrow, Joey Hammond, Allen Yates, Jim Hardin), 1972 State at UCO.
2-Mile Relay: 7:52.2, Putnam City (Rosie Nixon, Ken Murphey, Fred Mills, Mike Ruggles), 1976 State at UCO.
Field Events
Shot: 65-1, Mike Ryles, Ada, 1965 Meet of Champions at Northeast
Discus: 192-1, Kyle Bookout, Stroud, 1997 Cushing Invitational.
Javelin: 219-0, Bob Peoples, Classen, 1935 OSU Interscholastic.
High Jump: 7-1½, Mike Hankins, Valliant, 1992 Regional at Eastern State.
Long Jump: 25-0½, Jerry King, Altus, 1974 Regional at Duncan.
Triple Jump: 47-2, Bob Bixler, Broken Arrow, 1938 OU Interscholastic.
Pole Vault: 17-9½, Joe Dial, Marlow, 1981, Western Heights Invitational.

a -- One-watch clockings of 10.1 were posted by James Trapp of Lawton (10.08) and Keith Bly of John Marshall (10.09), both in 1988.
b -- Chauncey Raiden of Altus had one-watch clocking of 20.05 and Terrance Wakefield of Edmond North 20.37 in 1997 State (Accutrack off); David Oaks of Southeast had a 3-watch hand-timed 20.8 in 1990 Elk City Invitational.
c -- Greg Bilyeu of Tulsa Hale had one-watch clocking of 9:13.0 in 1983 Regional.
d -- Tulsa Washington had hand-timed 3:14-80 in 1984 State prelims.
e -- Guthrie had one-watch 7:46.9 in 1985 Norman Tiger Relays.
f -- One-watch clockings of 9.4 were posted by Glen Long of Douglass and Rip Van Winkle of Midwest City, both in 1965.

GIRLS STATE TRACK RECORDS

Electronically-Timed Metric Distances

100: 11.91, Traci Davis, Broken Arrow, 1985 State at Norman.
200: 24.12, Glenda Marshall, Muskogee, 1987 State at Moore (g).
400: 54.75, Glenda Marshall, Muskogee, 1987 State at Moore.
800: 2:13.90, Amy Tinker, Jenks, 1991 State at Moore.
1,600: 5:09.97, Michelle Scholtz, Tulsa Memorial, 1987 State at Moore.
3,200: 10:58.38, Amanda Jordan, McGuinness, 1998, Central Oklahoma Relays.
100IH: 13.81, Thelma Franks, John Marshall, 1989 State at Moore.
300LH: 43.04, Judy Williams, Edmond, 1983 State at Norman.
400 Relay: 46.62, John Marshall (Monique Robinson, Roxanne Hill, Ella Lloyed, Karen Brown), 1983 State prelims at Norman.
800 Relay: 1:41.01, John Marshall (Rosalind Armstrong, Jamie Gray, Tiffany Williams, Bert Carter), 1987 State at Moore (h).
1,600 Relay: 3:46.71, John Marshall (Rhonda Liggins, Monique Robinson, Michelle Milling, Karen Brown), 1983 State prelims at Norman (i).
3,200 Relay: 9:20.86, Edmond (Judy Williams, Stephanie Felix, Kim Lochard, Jennifer MacPherson), 1983 State at Norman.
Distances in Yards
75: 8.8, Betty Pepper, Elk City, 1973 State at Star Spencer, and Dana Horseman, Caney valley, 1974 State at Putnam City.
100: 10.5, Nina Thompson, John Marshall, 1979 Regional at Edmond.
220: 24.11, Nina Thompson, John Marshall, 1980 State at Western Heights.
440: 56.6, Theresa Brantley, John Marshall, 1980 Regional at Chickasha.
880: 2:13.6, Karen Robinson, Owasso, 1979 Regional in Tulsa.
1 Mile: 5:07.4, Denise Weeden, Edmond, 1980 Mid-State Conference at Edmond.
2-Mile: 11:37.1, Laura Blackburn, Moore, 1982 State at Moore.
70HH: 9.05, Winingham, Hennessey, 1972 State at Star Spencer
80HH: 10.3, Lettie Starr, John Marshall, 1981 Tulsa Memorial Invitational prelims.
110HH: 14.4, Rhonda Lewis, John Marshall, 1982 Regional at Edmond.
220LH: 29.35, Rhonda Lewis, John Marshall, 1982 State prelims at Moore.
440 Relay: 47.21, John Marshall (Denise Staton, Valerie Armstrong, Nina Thompson, Lorna Tucker), 1979 State at Moore.
880 Relay: 1:39.13, John Marshall (Denise Staton, Valerie Armstrong, Nina Thompson, Lorna Tucker), 1979 State at Moore.
1 Mile Relay: 3:39.5, John Marshall (Theresa Brantley, Rochelle Armstrong, Valerie Armstrong, Lorna Tucker), 1978 State prelims at Carl Albert.
2-Mile Relay: 9:51.3, Edmond (Nancy Faulk, Lee Ann Hamilton, Bridget Felix, Denis Weeden), 1980 Edmond Relays.
Field Events
Shot: 44-10½, Carla Austain, Del City, 1989 Norman Invitational.
Discus: 157-10, Bambi Carson, Marlow, 1997 Weatherford Invitational.
High Jump: 6-10, Jane Clough, Yukon, 1981 State at Moore.
Long Jump: 20-3½, Leah Kirklin, John Marshall, 1988 Bison Relay
Triple Jump: 41-1½, Leah Kirklin, John Marshall, 1988 Kansas Re
8-Pound Shot: 43-11, Frankie Neal, Pauls Valley, 1976 State at Edmond.
g -- Nikki Nolan of Norman had one-watch 24.1 (24.03) in 1983 Regional.
h -- John Marshall had one-watch 1:38.5 in 1984 Norman Tiger Relays.
i -- John Marshall had hand-timed 3:45.66 in 1984 State prelims in Norman.

High Jump: 1. Spencer, Fair, 5-0; 2. Wagnor, Chel, 4-6; 3. Demel, Picher, 4-6; 4. McAffrey, War, 4-4; 5. Shaw, Com, 4-4

Wilburton Diggers Relays

4/10/98

Large Class Boys

TEAM SCORING: 1. Poteau 105; 2. Valliant 91; 3. Henryetta 77; 4. Pocola 48; 5. Stigler 42; 6. Sallisaw 36; 7. (Tie) Wilburton, Eufaula 34; 9. Hugo 31; 10. Heavener 26; 11. Hartshorne 20; 12. Ft. Gibson 10

100: 1. Moody, Wilb, 11.11; 2. James, Val, 11.52; 3. Sekelsky, Hen, 11.63; 4. D. Warren, Pot, 11.65; 5. E. Warren, Pot, 11.74

200: 1. Moody, Wilb, 22.75; 2. Sekelsky, Hen, 23.41; 3. James, Val, 24.28; 4. Pruet, Hugo, 24.70; 5. Eford, Euf, 24.87

400: 1. Maguire, Stig, 53.68; 2. Posey, Hen, 53.75; 3. Rowland, Heav, 54.61; 4. Skaggins, Hugo, 55.09; 5. Roberts, Heav, 55.65

800: 1. Cox, Sal, 2:12.78; 2. Maguire, Stig, 2:17.22; 3. Noah, Hen, 2:17.70; 4. Staley, Euf, 2:19.08; 5. Poindexter, Sal, 2:22.14

1600: 1. Caldwell, FtG, 4:39.55; 2. Asero, Pot, 5:14.33; 3. Bourn, Hen, 5:22.88; 4. Galbraith, Euf, 5:27.68; 5. Caldwell, Hen, 5:38.44

3200: 1. Caldwell, FtG, 10:22.80; 2. Paller, Sal, 11:02.16; 3. Asuero, Pot, 11:02.81; 4. Nauni, Wilb, 12:05.92; 5. Galbraith, Euf, 12:11.51

110H: 1. Scott, Val, 17.64; 2. Fry, Hart, 18.01; 3. Turner, Hugo, 20.96; 4. Coman, Hugo, 21.02

300H: 1. Holam, Sal, 41.15; 2. Macguire, Stig, 43.92; 3. Leedy, Wilb, 44.82; 4. Scott, Val, 45.16; 5. Fry, Hart, 48.18

400 Relay: 1. Poteau 45.04; 2. Pocola 45.84; 3. Valliant 46.93; 4. Heavener 47.96; 5. Stigler 49.13

1600 Relay: (no times listed) 1. Henryetta; 2. Poteau; 3. Valliant; 4. Stigler; 5. Pocola

3200 Relay: 1. Henryetta 9:02.10; 2. Valliant 9:15.78; 3. Poteau 9:18.89; 4. Stigler 9:44.80; 5. Pocola 9:56.20

Shot: 1. Jordan, Hugo, 47-11.75; 2. Collins, Pot, 45-3.5; 3. Luttner, Sal, 44-11.4; 4. Lewis, Hart, 42-8; 5. Henson, Pot, 42-5.5

Discus: 1. Henson, Pot, 139-5; 2. Perry, Pot, 119-11; 3. Lewis, Hart, 116-5; 4. Parker, Pocola, 114-8; 5. Or, Pot, 108-9

Long Jump: 1. Smith, Pocola, 19-8; 2. Eford, Euf, 19-4; 3. Prince, Val, 19-2; 4. (Tie) Palmer, Val, Watkins, Euf, 18-9

High Jump: 1. Palmer, Val, 6-7; 2. Smith, Pocola, 6-5; 3. Watkins, Euf, 6-4; 4. (Tie) Marrow, Wilb, Stokes, Euf, 6-0

Pole Vault: 1. Hurst, Heav, 10-0; 2. Wewrohr, Pot, 9-0; 3. Davies, Pot, 7-0

Large Class Girls

TEAM SCORING: 1. Henryetta 118; 2. Sallisaw 115; 3. Poteau 90; 4. Stigler 64; 5. Heavener 64; 6. Eufaula 53; 7. Wilburton 45; 8. Valliant 40; 9. Hugo 5



VELMA-ALMA INVITATIONAL--Velma-Alma makes the last handoff en route to winning the 3200 relay. Photo by Roger Taylor

100: 1. Hawes, Sal, 12.65; 2. Wafford, Wilb, 13.0; 3. Roye, Stig, 13.13; 4. Smith, Stig, 13.30; 5. Moore, Pot, 13.87

200: 1. Stelle, Pot, 26.83; 2. Wafford, Wilb, 26.93; 3. Vandendorn, Hen, 28.25; 4. Hawes, Sal, 28.28; 5. Kiva, Hen, 28.80

400: 1. Bogart, Hen, 1:04.57; 2. Huag, Pot, 1:07.16; 3. Cook, Wilb, 1:07.44; 4. Willmon, Euf, 1:09.14; 5. King, Hen, 1:09.33

800: 1. Lewis, Euf, 2:42.71; 2. Karathorn, Sal, 2:44.84; 3. Rivera, Hen, 2:46.16; 4. Landa, Sal, 2:48.19; 5. Osborne, Wilb, 2:56.77

1600: (no times listed) 1. Kelch, Hen, 2. Landa, Sal, 3. Marti, Euf, 4. Horn, Sal, 5. Barrett, Hen

3200: (no times listed) 1. Kelch, Henl, Galbraith, Euf, 3. Barrett, Hen; 4. Mooney, Wilb

100H: 1. Roye, Stig, 16.77; 2. Davis, Heav, 16.99; 3. Taylor, Sal, 17.88; 4. Walkup, Val, 19.04; 5. Melton, Stig, 19.21

300H: 1. Davis, Heav, 51.70; 2. Woodruff, Wilb, 52.59; 3. Melton, Stig, 53.32; 4. Taylor, Sal, 54.26; 5. Goodman, Hen, 54.45

400 Relay: 1. Poteau 52.42; 2. Sallisaw 53.38; 3. Stigler 53.74; 4. Heavener 54.0; 5. Henryetta 54.25

800 Relay: 1. Sallisaw 1:52.14; 2. Poteau 1:57.57; 3. Henryetta 1:55.07; 4. Heavener 1:57.33; 5. Hugo 1:57.47

1600 Relay: 1. Sallisaw 4:26.16; 2. Henryetta 4:30.28; 3. Poteau 4:38.53; 4. Valliant 4:55.21

3200 Relay: 1. Henryetta 11:10.78; 2. Stigler 11:19.99; 3. Valliant 11:21.20; 4. Eufaula 11:44.31

Shot: 1. Henry, Heav, 31-4; 2. Girty, Hen, 30-1.5; 3. Roye, Stig, 28-2; 4. Harris, Pot, 27-8.5

Discus: 1. Piovarch, Pot, 97-0; 2. Henry, Heav, 96-8; 3. Harris, Pot, 90-3; 4. Watson, Hen, 85-3.5; 5. Wisner, Hen, 84-4

Long Jump: 1. Willmon, Euf, 13-9; 2. Cook, Wilb, 13-6; 3. Provine, Val, 13-5; 4. Walkup, Val, 13-2; 5. Johnston, Heav, 13-0

High Jump: 1. Weedon, Sal, 5-2; 2. Bukenhofer, Heav, 5-2; 3. Rody, Val, 5-0

Small Class Boys

TEAM SCORING: 1. Quinton 143; 2. Warner 128; 3. Savanna 84; 4. Oktaha 60; 5. Vian 30; 6. Wetumka 27; 7. Maud 24; 8. Konawa 17; 9. Moyers 16; 10. Okemah 12; 11. Bowlegs 11; 12. Haileyville 10; 13. Talihina 7

100: 1. Weaver, Sav, 10.73; 2. Rey, Quin, 10.98; 3. Vaughn, Kon, 11.18; 4. Basden, War, 11.40; 5. Girty, War, 12.51

200: 1. Weaver, Sav, 23.23; 2. Thomas, War, 24.0; 3. Griffith, Tal, 24.41; 4. Vaughn, Kon, 24.58; 5. Bohanan, Quin, 24.63

400: 1. Swim, War, 53.42; 2. Bacon, Oktaha, 53.69; 3. McMahan, Sav, 54.17; 4. Moore, War, 55.68; 5. Smith, Hail, 55.70

800: 1. England, Moyers, 2:13.56; 2. Fraser, Oktaha, 2:14.46; 3. C. Gragg, Quin, 2:15.35; 4. S. Gragg, Quin, 2:19.81; 5. Ashley, Okemah, 2:20.05

1600: 1. Willmon, Quin, 5:08.27; 2. Backfish, Sav, 5:15.09; 3. Gragg, Quin, 5:16.30; 4. Moscoe, Sav, 5:20.73; 5. Wilis, Quin, 5:27.73

3200: 1. Heckle, Vian, 10:20; 2. Willmon, Quin, 10:24.80; 3. Fraser, Oktaha, 11:16.52; 4. Dunaan, Bowlegs, 11:24.78; 5. Oldham, Moyers, 11:30.66

110H: 1. Blankenship, Quin, 15.07; 2. Oats, War, 17.14; 3. Porter, Maud, 17.22; 4. Renfrow, Wet, 19.17; 5. Hudson, Maud, 21.79

300H: 1. Blankenship, Quin, 42.26; 2. Oats, War, 4:03; 3. Savage, Kon, 45.16; 4. Johnson, Sav, 46.24; 5. Porter, Maud, 47.11

400 Relay: 1. Quinton 45.32; 2. Savanna 47.15; 3. Warner 47.16; 4. Oktaha 47.23

1600 Relay: 1. Warner 3:37.31; 2. Quinton 3:37.83; 4. Haileyville 4:08.46; 5. Moyers 4:22.40

3200 Relay: 1. Warner 8:57.15; 2. Quinton 8:58.15; 3. Savanna 9:31.19; 4. Oktaha 9:35.01

Shot: 1. Rosenberg, Vian, 44-6; 2. Wright, War, 40-3.5; 3. Ueston, War, 39-7; 4. Hines, Wet, 37-2; 5. Drawbaugh, Wet, 33-3

Discus: 1. Rosenberg, Vian, 124-6; 2. Drawbaugh, Wet, 113-3; 3. Weston, War, 111-8; 4. Wright, War, 104-6; 5. Powell, Quin, 99-11

Long Jump: 1. Weedon, Maud, 19-5; 2. Peery, Quin, 18-11; 3. Thomas, War, 17-6; 4. (Tie) Truesdell, Sav, Johnson, Sav, 17-1

High Jump: 1. Bacon, Oktaha, 6-0; 2. Renfrow, Wet, 5-11; 3. Dumigan, Bowlegs, 5-10

Pole Vault: 1. Miller, Quinton, 10-0

Small School Girls

TEAM SCORING: 1. Warner 181; 2. Konawa 152; 3. Savanna 61; 4. Talihina 31; 5. (Tie) Okemah, Oktaha 28; 7. Wetumka 26; 8. Quinton 22; 9. Vian 20; 10. Moyers 8; 11. Haileyville 2

100: 1. Warrior, Kon, 13.40; 2. Biwolf, Kon, 13.43; 3.



ROUTE 66 INVITATIONAL--McGuinness' Kevin Connoly (left) and Caney Valley's Joey McNair traded wins with Connoly taking the 3200 and McNair the 1600. Photo by John Hoke

Carroll, Kon, 13.62; 4. Stevenson, Wet, 13.75; 5. McDaniel, Hail, 13.77

200: 1. Carroll, Kon, 27.96; 2. Warrior, Kon, 28.39; 3. Wolf, Kon, 28.58; 4. Bedford, Oktaha, 28.64; 5. Winters, Sav, 28.90

400: 1. Hernandez, Tal, 1:05.41; 2. Semtner, Kon, 1:06.22; 3. Roberts, Quin, 1:06.38; 4. Huggins, War, 1:06.49; 5. Winters, Sav, 1:07.43

800: 1. Turnbull, War, 2:20.32; 2. Roberts, Quin, 2:37.42; 3. Huggins, War, 2:39.83; 4. J. Gleese, War, 2:46.67; 5. Blankenship, Kon, 2:55.40

1600: 1. Turnbull, War, 5:25.52; (no times listed) 2. Roberts, Quin; 3. S. Gleese, War; 4. Macon, Sav; 5. J. Gleese, War

3200: 1. S. Gleese, War, 12:59.94; 2. J. Gleese, War, 14:19.73; 3. Anderson, Oktaha, 14:27.32; 4. Roe, Sav, 14:32.61; 5. Oats, War, 14:37.25

100H: 1. Mathews, Kon, 19.48; 2. Robertson, Kon, 21.46; 3. Goodson, Moyers, 21.50

300H: 1. Fox, War, 50.68; 2. Mathews, Kon, 51.78; 3. Sands, Okemah, 58.69; 4. Moreland, Sav, 1:01.38; 5. Goodson, Moyers, 1:14.05

400 Relay: 1. Konawa 53.47; 2. Warner 53.61; 3. Wetumka 54.63; 4. Okemah 58.91

800 Relay: 1. Warner 1:51.67; 2. Konawa 1:52.43; 3. Savanna 1:58.55; 4. Okemah 2:03.57

1600 Relay: 1. Warner 4:16.42; 2. Konawa 4:17.38; 3. Talihina 5:07.82

3200 Relay: 1. Warner 10:38.79; 2. Konawa 10:46.76; 3. Okemah 12:12.85; 4. Talihina 12:20.12

Shot: 1. Drew, Vian, 33-0; 2. Roe, Sav, 32-0; 3. Durant, Tal, 31-6; 4. Muskrat, War, 30-0.25; 5. Hudgeson, Sav, 27-7.25

Discus: 1. Drew, Vian, 100-0; 2. Muskrat, War, 91-7; 3. Hodgeson, Sav, 90-4; 4. Hines, Wet, 72-1; 5. Claxon, War, 65-9

Long Jump: 1. Trimm, Sav, 14-7; 2. Jones, War, 14-6; 3. Badford, Oktaha, 14-4; 4. Hines, Wet, 13-10

High Jump: 1. Welch, Oktaha, 5-2; 2. Semtner, Kon, 5-0; 3. McAffrey, War, 4-8; 4. Trimm, Sav, 4-8; 5. Oats, War, 4-6

Oklahoma College Track Update

By Bud Almond

Florida Coca-Cola Relays Gainesville, FL - March 27-28

The Oklahoma Sooners took to the Sunshine State as the guests of the Florida Gators for this two day meet. Their split squad (the others competed at UT-Arlington) came away with some positive early season results as high jumper Marcus Modey won his event with a leap of 6' 10 1/4". Other notable placings included the 4 X 100m relay - 39.63 (2nd), 4 X 400m relay - 3:06.24 (3rd), Donnette Brown's 11.87 in the women's 100 meters for third, women's 4 X 400m relay - 3:36.40 (4th), and Jennifer Fontenot's 54.94 in the women's 400 meters for third.

In the Pole Vault, both teams had solid performances as Lindsey Harris won the women's with a vault of 11' 13/4", and Chris Duffy was second on the men's side with a jump of 16' 9 1/4".

In the field events Candi Palmer scored a second in the women's shot with a heave of 47' 10", and Bambi Carson was third in the discus with a throw of 47.73 meters.

U.T.-Arlington Meet - Arlington, TX - March 28

The other two-thirds of the Sooner men's and women's teams also showed early season promise as Jason Larabee won both the 1500 meters with a 3:58.73, and the 5000 meters, his 14:22.04 just edging out former teammate Craig Kirkwood's 14:23.78. Larabee, a former soccer standout from Putnam City North, who didn't take up track until his senior year of high school, was an indoor All-American in the 3000 meters, and is a senior captain on this year's Sooner squad. Other Sooner victories were won by Andrea DeLozier in both the 3000 meters - 10:37.85, and the 5000 meters - 18:11, and John Ridgeway heaving the shot 51' 7".

The ORU Golden Eagles were also in attendance with freshman sensation and former 4A state high school champ Chauncey Raiden from Altus finishing a strong third in the 400 meters with a 47.38 clocking. Vincent Brown was fourth in 47.76.

Former All-American him to see his vaulters score high as Laura Daniels' 11' 2 1/4" leap won her competition while Matt Robinson jumped 15' 3 1/2" for third in his. Ben Chisum is another Eagle vaulter who, along with Daniels are their conference's current leading vaulters. Other notable performances included the men's 4 X 400 meter relay - 3:15.40 (4th), women's 4 X 100 meter relay - 47.58 (4th), Angela White - 100 meters - 11.41 (3rd), and the 200 meters - 24.01 (4th), Joylin Levy - Long Jump - 18' 8 1/2" (3rd), and Dorenda Desland - Triple Jump - 38' 6" (2nd).

Big Bear Invitational Springfield, MO - March 28

The Cowboys of Coach Dick Weis traveled to the "show-me state" to show-

off their abilities as Chuck Sloan captured the 1500 meters with a solid 3:53.16, just ahead of Ben Phillips' 3:55.94. 5000 meter standouts Rene' Carlsen (4:03.77) and Nathaniel Lane (4:04.57) were sixth and seventh. Phillips also collected another second place finish with a 1:55.89 in the 800 meters.

Texas Relays Austin, TX - April 2-4

The Sooner State was well represented at the 71st edition of this storied event as Oklahoma, Tulsa, OBU, and OSU all competed with full or partial teams. The Sooners' Andrea DeLozier got things started off with a fifth place finish in the women's 3000 meters, with a 10:01.93.

The men's 4 X 800 meter relay team of Dwight Davis, Shawn McCullough, Rodney Peterson, and AJ Ellison once again smashed the school record with an amazing 7:23.77 (1:50.9 avg.) to grab second behind Rice University's 7:21.87. Later on Davis, Ellison, Peterson, and Clint Small teamed up for the school's second fastest Distance Medley Relay time ever with a winning time of 9:52.22; and if that wasn't enough Davis and Ellison once again teamed up, this time with Monte Hawkins, and Cornelius Mason to smash yet another school record in blazing to a 15:48.81 (3:57.20 avg.) in the 4 X 1500 meter relay.

Mason had come back from a big win in the men's 1500 meter as he clocked a 3:50.93 in just missing Dwight Davis' school record set two weeks earlier. Later in the meet the Tulsa women's Sprint Medley relay foursome turned in their best relay performance with a 4:05.75 clocking for fifth overall.

In the college men's 400 meter hurdles, OBU's Marvin James eked out a fifth place finish of 52.72, while the Sooners' Edward Clarke (50.58) blitzed the rest of the field as he got his first win of the season in the university men's race. Teammate Omar Brown was a half second back in fourth (51.16).

The 4 X 100 meter relay was next with both the Sooner men and women faring well with 2nd (39.66), and 4th (44.79) places respectively. In the college men's 100 meters, OBU's Jason Mathis was 4th (10.63).

The Sooner men again prevailed in the 4 X 400 meter relay clocking a season second best time of 3:06.32. They seem to have successfully reloaded from last years loss of three starters. In the women's 5000 meters, Tulsa's Fride Vullum obliterated her own school record by 31 seconds with an excellent clocking of 16:52.86, a huge breakthrough for the young Norwegian. She finished third in the race to two Baylor runners, as teammate Rachel Hasser finished 13th in another good time of 17:47.02.

The race of the day belonged to Oklahoma's Jason Larabee as he ran down Texas Tech's Michael Njenga in the men's 5000 meters to clock a personal best time of 14:13.04 for the win. He later came

back to finish third in the Invitational Mile with another personal best of 4:07.76, less than four seconds out of first place.

The college men's 4 X 100 meter relay saw the Bison of OBU register a fast 41.42 just edging out Wayland Baptist by an eyelash for fourth place. The Bison came back a bit later in the 4 X 400 meter relay, and against an extremely strong field was "pulled" to a 3:13.51 clocking for sixth overall. The first three teams all came in under 3:07.

Other notable Sooner women's performances included Lindsey Harris with a fifth place jump of 10' 8" in the Pole Vault; Candi Palmer in the Shot Put - 44' 8" for 16th; and Bambi Carson - 161' 7" in the Discus. Marcus Modey jumped 6' 6 3/4" for a ninth place High Jump finish.

John Jacobs Invitational Norman, OK - April 11

Dwight Davis of the University of Tulsa used the wind to his advantage as he took the lead from OU's Jason Larabee with 500 meters left. With 150 meters remaining he pulled away from the tiring Sooner to notch an impressive victory in the men's 1500 with a time of 3:53.95. Larabee was second in 3:55.45.

Larabee was back an hour later for another duel, this time with Phillips' Likheya Dayile over 3000 meters. They both went back and forth with Dayile leading by a stride going into the final lap. Larabee then turned on the jets to pull away for a three second victory, 8:34.70 to 8:37.69. The Haymakers Seef LeRoux rounded out the top three with a king a bit of leg turnover due to intense workouts over the past week. The wind probably didn't help much either.

Phillips' LeRoux came back later to win the 3000 meter steeplechase over Southern Nazarene's Jared Black by a nine second margin 9:41 to 9:50.

In the men's 800, TU coach Stanley Redwine impressed some folks with his rabbiting for the first 600 before "AJ" Ellison took his cue and sprinted for the tape edging out his training partner Rodney Peterson by several strides in 1:51.26. Peterson himself just narrowly escaped UCO-ex Gary Hamer for second 1:52.70 to 1:52.85.

The 400 meter intermediate hurdles provided a close race for two Sooners as Edward Clarke edged out teammate Kevin James 50.52 to 50.59. The Bison's Marvin James was third in 51.61. In the men's Pole Vault, the Sooner's Chris Duffy despite the swirling winds put on a clinic with the help of a couple of good Southern Nazarene vaulters in winning with a 17' 0" jump. Ben Daniel (16' 6"), and Jeremy Baskett (16' 0") were runner-ups. In the other jumps, the Haymakers' Alonza Richmond outjumped OU's Marcus Modey 6' 10" to 6' 8" for the win, and Richmond's teammate Chris Collins was third in the Long Jump leaping 23' 0 1/2".

UCO's John Fitzgerald was the Shot Put champ this year, his heave of 51' 4 1/2" besting the field. OU's John Ridgeway

Oklahoma College Track Update

was third with a 49' 8 1/4" throw. Fitzgerald also garnered a third place with a 167' 11" in the Discus. The Sooners' Niles Olivetto slung the Hammer 181' 9" to easily win his event by almost 30 feet. OBU's Chad Ryles was third with a 152' 2".

The sprints saw some close races as OBU's Jason Mathis just nipped the Sooners' Dean Wise in the 100 meters 10.62 to 10.65, with ORU's Devon Metcalf close behind in 10.69. In the 200 meters a pair of Sooners in Omar Brown (21.21) and O'Neal Hyman (21.47) captured second and third. The 400 meters saw the fastest times of the day when Barton Co., KS' Derrick Brew challenged a couple of former Sooners in Danny MacFarlane and Roxbert Martin. It was close all the way but the Kansan took the measure of the otherin (45.98) in runner-up roles, all having excellent performances considering the windy conditions.

The women's 100 meters saw the Sooners' Donnette Brown (11.94), and Jackie Horton (12.19) edge out OSU's Latoyia Hinds (12.33) in a bedlam battle. Brown came back later to win the 200 meters as well in a close race again over Horton 24.25 to 24.62. The Sooners' again continued their dominance as Cecile Cargill ran a brilliant 52.68 in the 400 meters with teammate Jennifer Fontenot back in 54.20. TU's Caroline Avbovbede was third in 54.61.

OSU's Andrene Thompson drew a worthy opponent in the Sooners' Amy Tinker as they duelled down the stretch in the 800 meters with the Cowgirl arriving first in 2:10.34. Tinker was second in 2:10.69, with TU's Jany Van Gerwen third in 2:15.10.

Fride Vullum continued her winning ways with a stirring 4:35.43 school record in the 1500 meters. Her Irish teammate Margaret Danagher was in close pursuit in 4:40.18, with Phillips' Melissa Haarhoff third in 4:42.96. OBU's Gabi Hnilkova was back to her winning ways with a 10:16.99 victory in the 3000 meters, with OU's Andrea DeLozier third in 10:19.77.

Southern Nazarene's Alisha Peel edged veteran hurdler Andrea Bell of OU in the 100 meter lows 14.26 to 14.56, with Bell coming back to win the 400 meter intermediates in 63.86. Nancy Clowdus of Oklahoma Christian was third in 66.51

The women's relays saw some stirring duels between the Sooners and the Hurricane as OU took both the 4 X 100 meters (45.05) over Tulsa (48.0), and the 4 X 400 meters 3:44.44 to 3:45.66.

Laura Arthun of ORU battled the windy conditions with the Sooners' Lindsey Harris in the Pole Vault with Arthun eventually winning with a 11' 4" vault to Harris' 10' 3".

The Sooners' Bambi Carson (159' 2") and Jessica Longfors (154' 8") battled to a 1-2 finish in the Discus, while teammate Katie Webster finished a very close third in the Hammer Throw (148' 0"), and also third in the Javelin (130' 8"), which Phillips' Nicky Emblem won with a throw of

163' 0".

In the jumps, OSU's Megan Toole high jumped 5' 5" for second, with Shauna McMurphy of UCO in third. Dorenda Desland of ORU was second in the Triple Jump at 37' 10 3/4", with teammate AJ Beamon third at 37' 4 1/2". Tina Nixon rounded out the day's events with a 19' 5 1/2" leap in the Long Jump for the victory, and OU's Janel Hays was third at 18' 10 3/4".

Sea Ray Relays

Knoxville, TN - April 11


Oklahoma State's men traveled east to compete in something a little different this year. The University of Tennessee annually hosts one of the largest, most comprehensive track meets nationally. The Sea Ray Relays, held against a springtime backdrop of blooming dogwoods in the East Tennessee Valley, have attracted top

athletes from around the country for 30 years., and the Cowboys found themselves competing against 2200 participants, ranging from club runners to collegians.

Chuck Sloan had an interesting day as he not only scored an NCAA provisionally qualifying time of 8:46.54 for second overall, but did it against Olympian Mark Croghan's winning time of 8:23.28.

The men's 5000 meters provided some good experience for the lads from Payne County as Rene' Carlsen and Nathaniel Lane, the state's best 1-2 punch at this distance, went 1-2 somewhat convincingly in 14:23.53 and 14:29.46, with Erik Framme and Scott Gray back in 14:57.43 and 14:58.06 in a very competitive deep field in which the top 18 runners were all under 15 minutes. The good times continued as senior Brian Young uncorked a 3:49.77 in the 1500 meters, with teammate Ben Phillips a few seconds back in 3:55.25.

twid's



sporting goods

Nike • Diamond • Easton
• Rawlings • Adidas • Converse
Mikasa • Wilson • Bike
Speedline • Blazer • Holloway
Russell • Pacer • Gill

ALL STATE JACKETS IN STOCK

Team Salesmen

David Twidwell

Earnest Crain

Bob Sanderson

Brad Bigelow

Bobby Roberts

1305 Gateway Plaza-Midwest City, Okla. 73110

The corner of 15th & Air Depot

405-733-1757 • FAX 405-737-1339